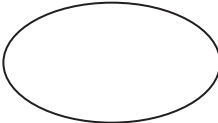



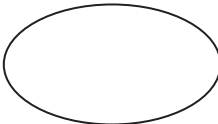
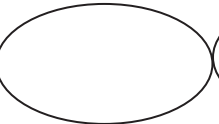
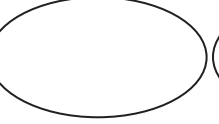
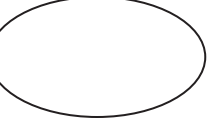
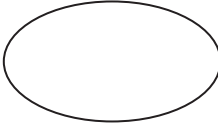
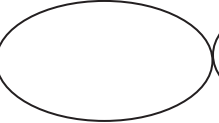


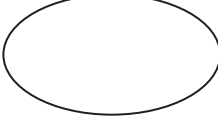



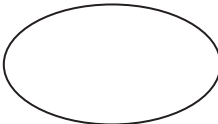
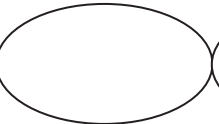
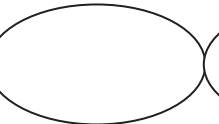
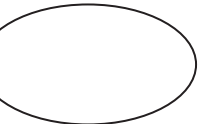
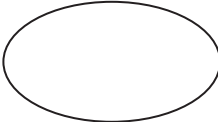
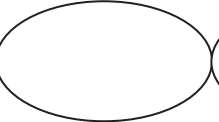
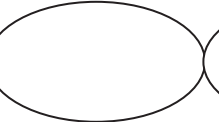
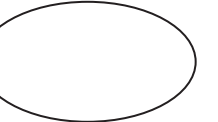


APPENDIX V – 289

School Name: _____

Worksheet A- Planning for Four Hour ELD Block												
Grade	PE Projected Enrollment	ELLs				Total # Of Students		Possible Class Configuration				FTE's Needed
		P E	E	B	I	ELLs	EP					
K												_____
1st												_____
2nd												_____
3rd												_____
4th												_____
5th												_____