

APPENDIX V – 158

School	Duration	Academic	Attendance	Behavior	Credit	HUD	SUM
Blenman E.S.	4,806	1,562	407	2,699	104	35	4,806
Catalina Magnet H.S.	235	45	6	39	14	131	235
Cholla H.S.	164	77	9	24	16	39	164
Crain E.S.	3,912	3,476	0	17	31	394	3,912
Doolen M.S.	717	161	306	21	0	229	717
Erickson E.S.	256	23	1	130	1	102	256
Holladay E.S.	3,032	2,230	5	749	3	45	3,032
Myers-Ganoung E.S.	560	411	0	145	0	4	560
Naylor M.S.	143	78	0	60	0	6	143
Palo Verde Magnet H.S.	737	146	14	20	384	174	737
Rincon H.S.	750	430	10	29	5	286	750
Roskrue M.S.	7	3	0	1	0	1	7
Safford K8	191	80	2	15	1	94	191
Sahuaro H.S.	331	189	11	21	42	68	331
Selenia Tom E.S.	4	1	0	0	0	0	4
Santa Rita H.S.	9	2	1	7	0	0	9
Secrist M.S.	330	143	20	63	0	113	330
Tucson Magnet H.S.	153	36	1	5	22	90	153
Utterback Magnet M.S.	2,512	901	574	147	4	887	2,512
Vail M.S.	24	2	0	15	0	6	24
Wheeler E.S.	9	0	0	8	0	1	9
Wright E.S.	953	816	0	135	1	1	953
SUM	21,898	11,680	1,400	4,605	758	3,455	21,898

School Level	Duration	Academic	Attendance	Behavior	Credit	HUD	SUM
Elementary	13,531	8,518	413	3,883	139	581	13,531
K-8	631	211	3	98	5	315	631
Middle	5,347	2,027	934	481	132	1,772	5,347
High	2,388	924	51	144	482	788	2,388
SUM	21,898	11,680	1,400	4,605	758	3,455	21,898

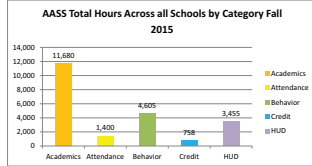
High Schools	Duration	Academic	Attendance	Discipline	Credit	HUD	SUM
Catalina Magnet H.S.	235	45	6	39	14	131	235
Cholla H.S.	164	77	9	24	16	39	164
Palo Verde Magnet H.S.	737	146	14	20	384	174	737
Rincon H.S.	750	430	10	29	5	286	750
Sahuaro H.S.	331	189	11	21	42	68	331
Santa Rita H.S.	9	2	1	7	0	0	9
Tucson H.S.	153	36	1	5	22	90	153
SUM	2,388	924	51	144	482	788	2,388

Elementary Schools	Duration	Academic	Attendance	Discipline	Credit	HUD	SUM
Blenman E.S.	4,806	1,562	407	2,699	104	35	4,806
Crain E.S.	3,912	3,476	0	17	31	394	3,912
Erickson E.S.	256	23	1	130	1	102	256
Holladay E.S.	3,032	2,230	5	749	3	45	3,032
Myers-Ganoung E.S.	560	411	0	145	0	4	560
Selenia Tom E.S.	4	1	0	0	0	0	4
Wheeler E.S.	9	0	0	8	0	1	9
Wright E.S.	953	816	0	135	1	1	953
SUM	13,531	8,518	413	3,883	139	581	13,531

Middle Schools	Duration	Academic	Attendance	Discipline	Credit	HUD	SUM
Doolen M.S.	717	161	306	21	0	229	717
Gridley M.S.	129	84	0	19	0	26	129
Magee M.S.	577	125	23	25	29	325	577
Mansfield M.S.	901	532	11	132	50	177	901
Secrist M.S.	330	143	20	63	0	113	330
Naylor M.S.	143	78	0	60	0	6	143
Roskrue M.S.	7	3	0	1	0	4	7
Utterback Magnet M.S.	2,512	901	574	147	4	887	2,512
Vail M.S.	24	2	0	15	0	6	24
SUM	5,347	2,027	934	481	132	1,772	5,347

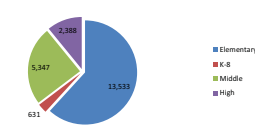
K8 Schools	Duration	Academic	Attendance	Discipline	Credit	HUD	SUM
Fickett Magnet K8	440	311	1	83	4	221	440
Safford K8	191	80	2	15	1	94	191
SUM	631	211	3	98	5	315	631

TSUM 21898.3

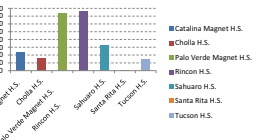


School	RP Name	RP Fname	Duration	Academic	Attendance	Behavior	Credit	HUD	SUM	
Catalina Magnet	Brown	George	235	45	6	39	14	131	235	
Cholla	Brown	George	164	77	9	24	16	39	164	
Crain	Buckner	Elaine	3,917	3,476	0	17	31	394	3,917	
Doolen	McGlory	Marilyn	717	161	306	21	0	229	717	
Erickson	Albritton	Teresa	256	23	1	130	1	102	256	
Fickett Magnet	Coleman	Kesha	440	311	1	83	4	221	440	
Gridley	McGlory	Marilyn	129	84	0	19	0	26	129	
Holladay	Cassidy	Evelyn	3,032	2,230	5	749	3	45	3,032	
Magee	DeSouza	Nicole	577	125	23	25	29	325	577	
Mansfield	Brown	Eric	898	533	11	130	50	176	898	
Mansfield	Jackson	Debra	1	0	0	2	0	1	3	
Myers-Ganoung E.S.	Cassidy	Evelyn	560	411	0	145	0	4	560	
Naylor	Brown	Eric	143	78	0	60	0	6	143	
Palo Verde Magnet	Hart	Jimmy	55	0	0	0	0	0	55	55
Palo Verde Magnet	Langford	Richard	682	146	14	20	384	174	682	
Rincon	Gurnels	Kathryn	20	0	0	1	0	1	20	
Roskrue	Gille	Army	739	430	6	29	5	267	739	
Roskrue	Jackson	Debra	7	3	0	1	0	4	7	
Safford	DeSouza	Nicole	191	80	2	15	1	94	191	
Sahuaro	Langford	Richard	331	189	11	21	42	68	331	
Santa Rita	Gile	Army	8	2	1	6	0	8	8	
Santa Rita	Pallacios	James	1	0	0	1	0	0	1	
Secrist	Gile	Army	327	143	20	55	0	109	327	
Secrist	Kroggen	Dustin	12	0	0	8	0	4	12	
Selenia Tom	Albritton	Teresa	1	1	0	0	0	0	1	
Tucson Magnet	Jackson	Debra	138	21	1	5	22	90	138	
Tucson Magnet	Richard	Richard	15	0	0	0	0	0	15	
Utterback Magnet	Worthy	Debra	2,512	901	574	147	4	887	2,512	
Vail	Worthy	Debra	24	2	0	15	0	6	24	
Wheeler	Albritton	Teresa	9	0	0	8	0	1	9	
Wright	Miles	Miles	4,806	1,562	407	2,699	104	35	4,806	
Wright	Warrior	Miles	953	816	0	135	1	1	953	
SUM	21,898	11,680	1,400	4,605	758	3,455	21,898			

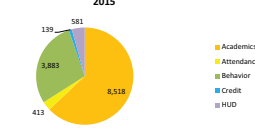
AASS Total Hours by School Level Fall 2015



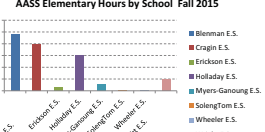
AASS High School Hours by School Fall 2015



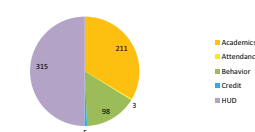
AASS Elementary Service Hours by Category Fall 2015



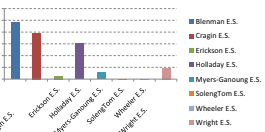
AASS Elementary Hours by School Fall 2015



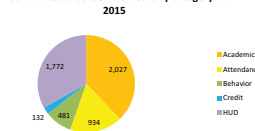
AASS K8 Service Hours by Category Fall 2015



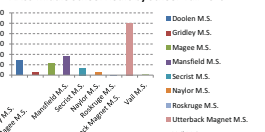
AASS Elementary Hours by School Fall 2015



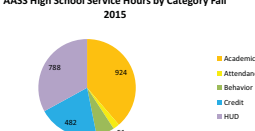
AASS Middle School Service Hours by Category Fall 2015



AASS Middle School Hours by School Fall 2015



AASS High School Service Hours by Category Fall 2015



AASS K8 Hours by School Fall 2015

