

# African American Student Services

## Student Equity and Intervention

### TUCSON UNIFIED SCHOOL DISTRICT

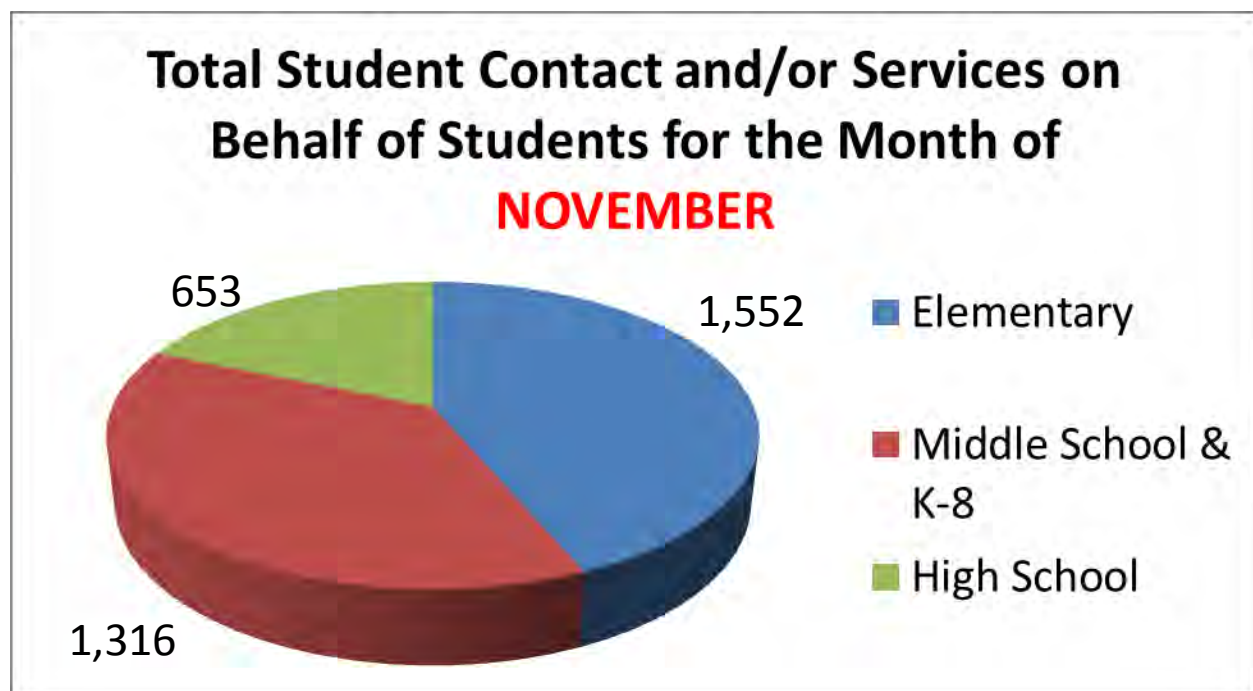


## MEMO

To: Mr. Eugene Butler, Jr., Assistant Superintendent  
From: Jimmy Hart, Director  
Date: December 19, 2014  
Re: Summary of the November Monthly Color-Coded Report

The African American Student Services (AASSD), Student Success Specialists (SSS) documented 3,491 contacts for the month of November. The documented contacts are 1,296 less contacts than the month of October. Possible reasons for the decline may be a result of our staff development addressing appropriate documentation of student contacts and interactions, and the number of sick days documented during the month of November. This month we noticed greater emphasis on classroom support at the elementary level and the collaboration with our mentor partnerships (U of A Project Soar and National Society of Black Engineers group).

The following charts and graphs provide a pictorial perspective of support provided using the 4-pronged approach (the A, B, C's of what we do).



### Total by Area of 4 Pronged Approach

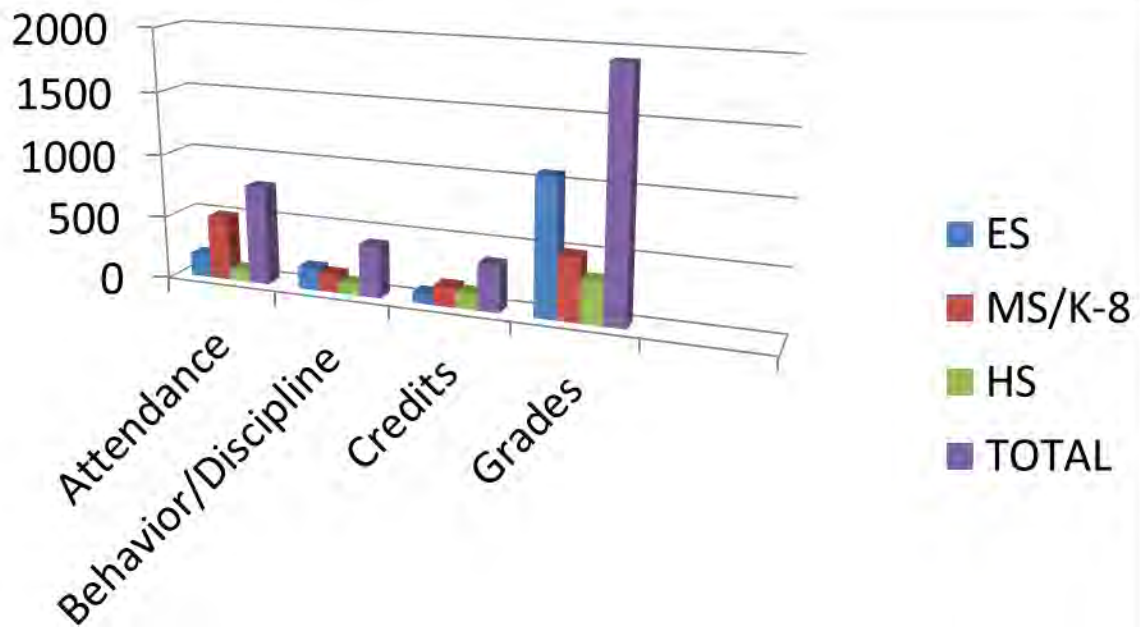
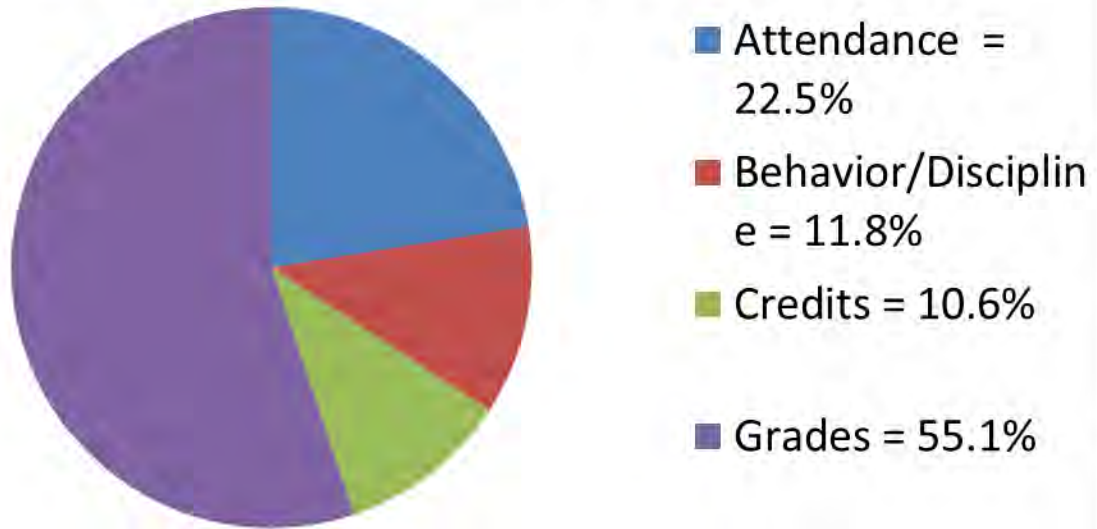


Table 1

<b>AUGUST TOTALS</b>				
	Grades	Attendance	Behavior/ Discipline	Credits
<b>Elementary Total</b>	625	112	754	0
<b>Middle School / K-8 Total</b>	401	138	130	47
<b>High School Total</b>	183	54	103	70
<b>Department Total</b>	<b>1209</b>	<b>304</b>	<b>987</b>	<b>117</b>

Table 2

<b>SEPTEMBER TOTALS</b>				
	Grades	Attendance	Behavior/ Discipline	Credits
<b>Elementary Total</b>	1099	214	176	663
<b>Middle School / K-8 Total</b>	865	410	252	262
<b>High School Total</b>	308	81	142	91
<b>Department Total</b>	<b>2272</b>	<b>705</b>	<b>570</b>	<b>1016</b>

Table 3

<b>OCTOBER TOTALS</b>				
	Grades	Attendance	Behavior/Discipline	Credits
<b>Elementary Total</b>	636	280	345	304
<b>Middle School / K-8Total</b>	935	680	331	589
<b>High School Total</b>	379	91	69	148
<b>Department Total</b>	<b>1950</b>	<b>1051</b>	<b>745</b>	<b>1041</b>

Table 4

<b>NOVEMBER TOTALS</b>				
	Grades	Attendance	Behavior/Discipline	Credits
<b>Elementary Total</b>	1082	182	175	83
<b>Middle School / K-8Total</b>	504	508	145	159
<b>High School Total</b>	339	94	91	129
<b>Department Total</b>	<b>1925</b>	<b>784</b>	<b>411</b>	<b>371</b>