

African American Student Services

Student Equity and Intervention

TUCSON UNIFIED SCHOOL DISTRICT

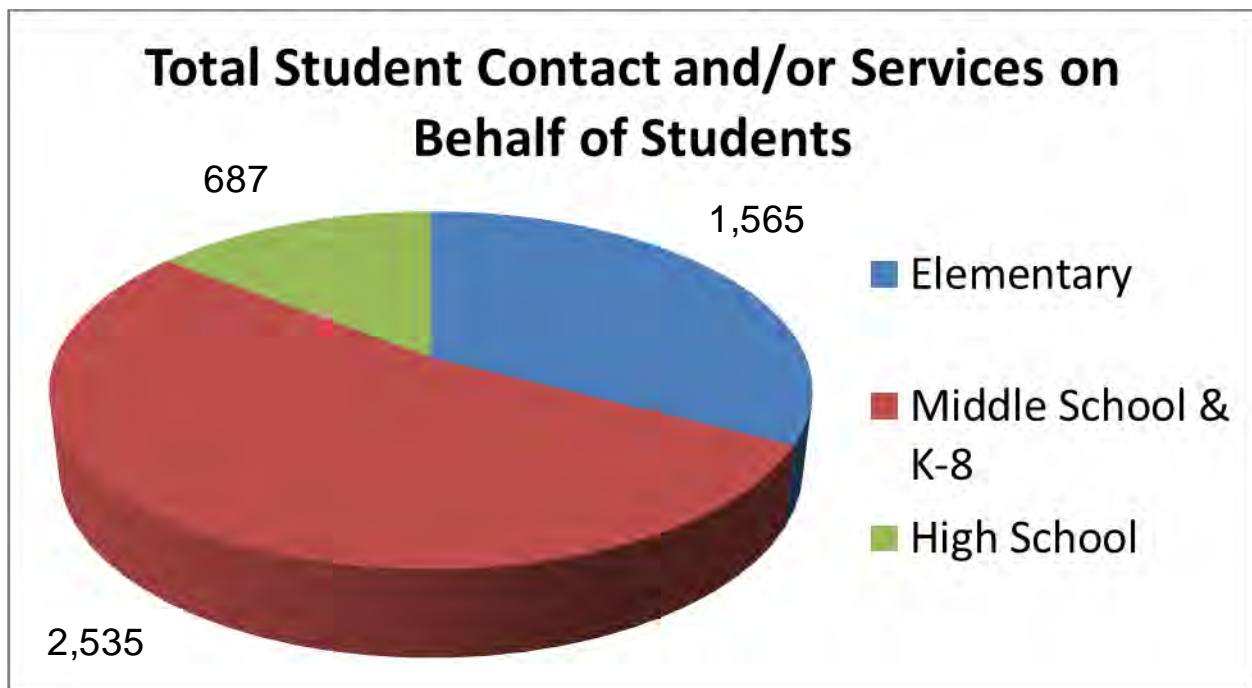


MEMO

To: Mr. Eugene Butler, Jr., Assistant Superintendent
From: Jimmy Hart, Director
Date: November 17, 2014
Re: Summary of the October Monthly Color-Coded Report

The African American Student Services (AASSD), Student Success Specialists (SSS) documented 4,787 contacts for the month of October and is consistent with the September documentation. The following charts and graphs provide a pictorial perspective of support provided using the 4-pronged approach (the A, B, C's of what we do).

Note: During our next staff meeting we will discuss the August – October reports with a focus on accurate and consistent documentation, and consistently providing notes/comments for each contact/activity with a student and/or groups of students.



Total by Area of 4 Pronged Approach

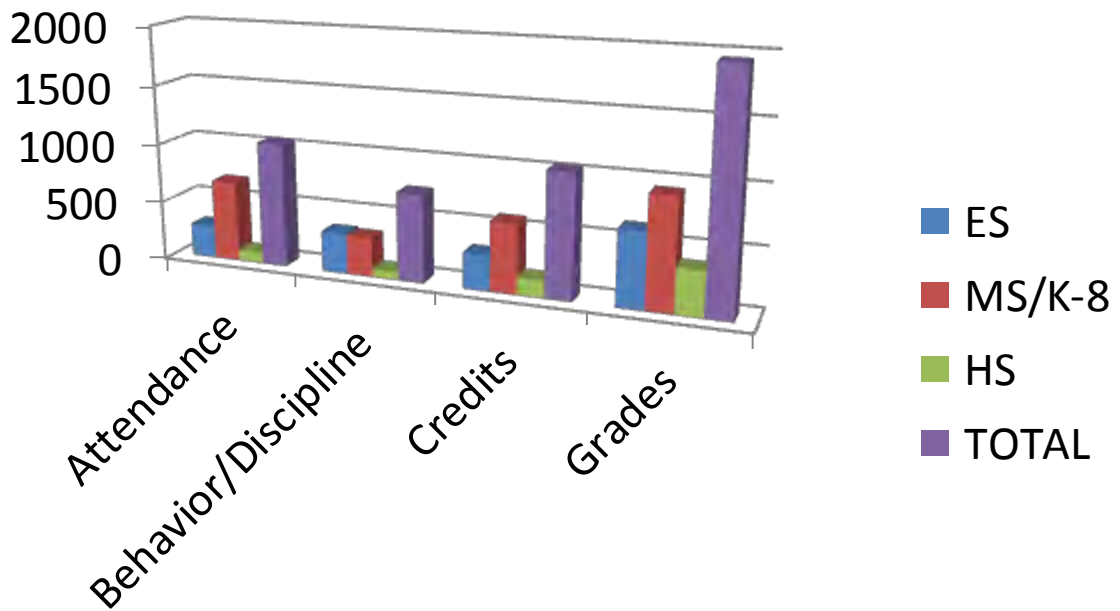
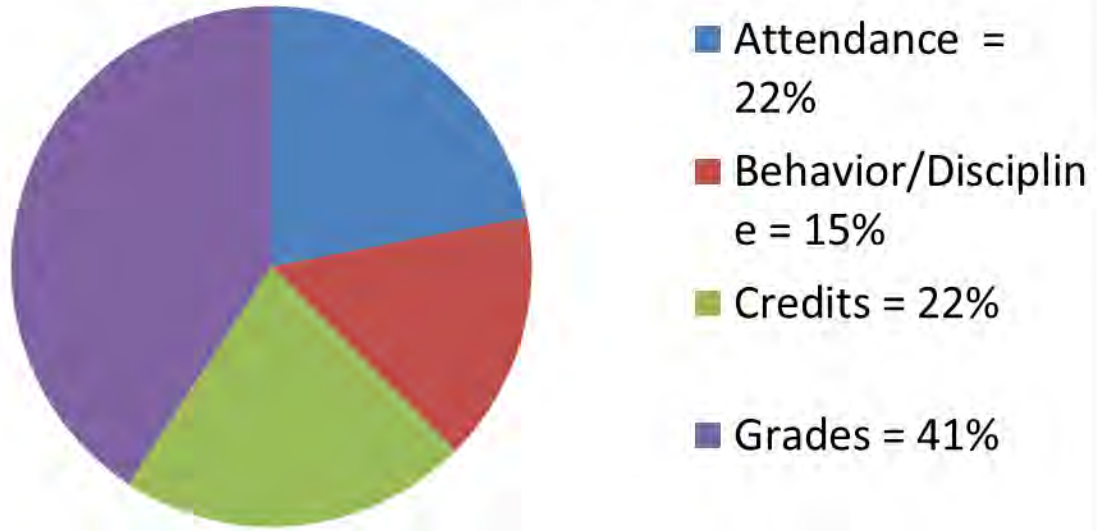


Table 1

AUGUST TOTALS				
	Grades	Attendance	Behavior/ Discipline	Credits
Elementary Total	625	112	754	0
Middle School / K-8 Total	401	138	130	47
High School Total	183	54	103	70
Department Total	1209	304	987	117

Table 2

SEPTEMBER TOTALS				
	Grades	Attendance	Behavior/ Discipline	Credits
Elementary Total	1099	214	176	663
Middle School / K-8 Total	865	410	252	262
High School Total	308	81	142	91
Department Total	2272	705	570	1016

Table 3

OCTOBER TOTALS				
	Grades	Attendance	Behavior/Discipline	Credits
Elementary Total	636	280	345	304
Middle School / K-8Total	935	680	331	589
High School Total	379	91	69	148
Department Total	1950	1051	745	1041