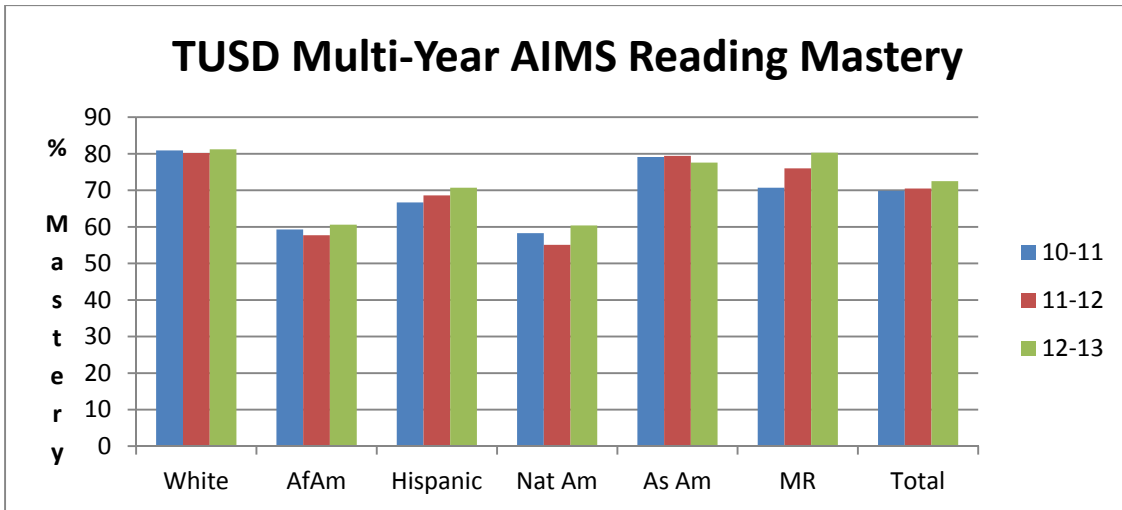


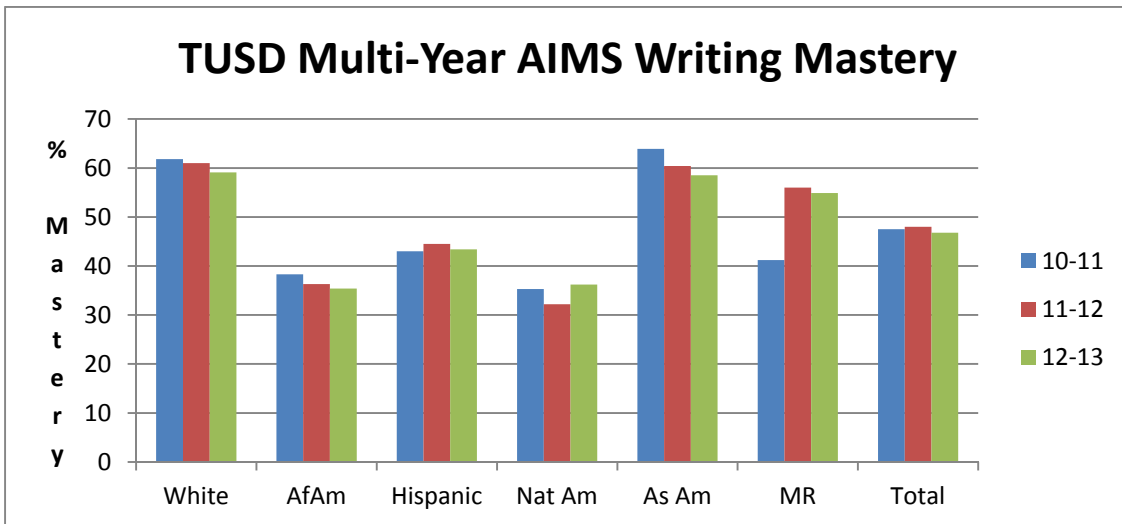
Produced for comparability to Appendix B: AIMS of the USP

Appendix 2 of the Annual Report is comparable to Appendix B of the USP.

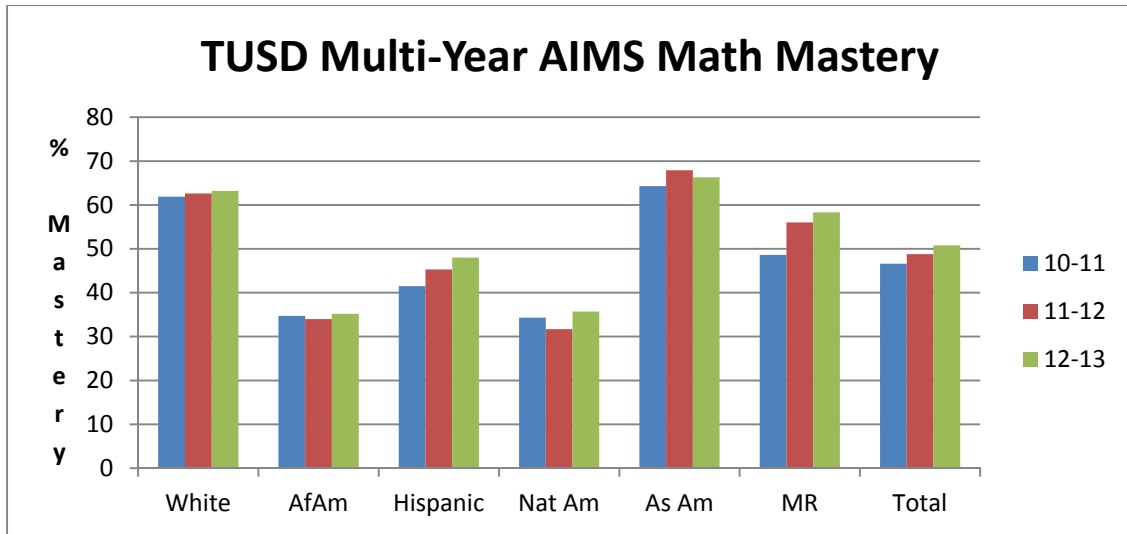
# Appendix 2



	White	Af Am	Hispanic	Nat Am	As Am	MultiRac	Total
10-11	80.9	59.3	66.7	58.3	79.1	70.7	69.9
11-12	80.2	57.7	68.6	55.1	79.4	76	70.5
12-13	81.2	60.6	70.7	60.4	77.6	80.3	72.5



	White	Af Am	Hispanic	Nat Am	As Am	MultiRac	Total
10-11	61.8	38.3	43	35.3	63.9	41.2	47.5
11-12	61	36.3	44.5	32.2	60.4	56	48
12-13	59.1	35.4	43.4	36.2	58.5	54.9	46.8



	White	Af Am	Hispanic	Nat Am	As Am	MultiRac	Total
10-11	61.9	34.7	41.5	34.3	64.3	48.6	46.6
11-12	62.6	34	45.3	31.7	67.9	56	48.8
12-13	63.2	35.2	48	35.7	66.3	58.3	50.8