

# EXHIBIT A

**ANALYSIS OF THE SPEED  
OF WIRELESS CONNECTIONS TO THE INTERNET  
THROUGHOUT THE DISTRICT**

**Summary**

The District's system for wireless communication is designed and implemented using the same equipment and the same design standards for every school in the District. Each school has equipment with capacity **far above** measured traffic rates. Each school has wireless coverage with capacity and speed **far above** that necessary to serve any location within the school's classrooms and other areas in which internet connectivity is needed. There thus is no disparity in internet access between or among the schools in the District.

**System Design and Installation**

Data moving between the internet and a student's device goes through the following path:

- From the District's commercial internet service provider to the District's main data switch;
- From the District's main data switch to each school's central router/switch;
- From the school's main router/switch to the individual wireless access points in the classroom or other areas of the school;
- From the individual wireless access point, wirelessly transmitted to the student's device.

Each of these components is overdesigned throughout the District, and has substantial excess capacity throughout the District, such that the only limiting factors are (a) occasional radio interference from non-District devices which operate on the same frequencies used by the District's wireless equipment, and (b) the speed of the external website with which the student is interacting. Both of these factors are beyond the District's control, and cannot be solved by adding more or newer equipment.

Each of these components is discussed in detail below.

A. **The main District connection to the Internet.** The capacity, or speed, of the cable and switching equipment that connects the District as a whole to the internet is 10 gigabits per second. The District constantly monitors traffic across that connection.

During the 17-18 school year, the highest instantaneous use by the District as a whole was 3.2 gigabits per second, or 32% of capacity. The highest average use, on the busiest day, was 1 gigabit per second, or 10% of capacity. The highest average use, on the busiest day, was 1 gigabit per second, or 10% of capacity.<sup>1</sup>

---

<sup>1</sup> Traffic volumes (both peak and average loads) for the busiest days of the school year (when AZMerit testing is administered) for 17-18 are reported in Exhibit A, and for 18-19 in Exhibit B.

During the 18-19 school year, the highest instantaneous use by the District as a whole was 3.3 gigabits per second, or 33% of capacity. The highest average use, on the busiest day, was 991 megabits per second, or 9.9% of capacity.<sup>2</sup>

Thus, the District's main connection to the internet has not limited speed for any students

B. **The connections between District headquarters and each school.** The capacity, or speed, of the cable and switching equipment that connects each school to the District's main data switch is 1 gigabit per second. The District constantly monitors each school's overall data use.

During the 17-18 school year, the highest instantaneous use by any school as a whole was 753 megabits per second, or 75% of capacity. The highest average use, on the busiest day, was only 197 megabits per second, or 20% of capacity.<sup>3</sup>

During the 18-19 school year, the highest instantaneous use by any school as a whole was 637 megabits per second, or about 64% of capacity. The highest average use, on the busiest day, was only 106 megabits per second, or 11% of capacity.<sup>4</sup>

So each school has the same capacity – across the entire District – and that capacity is more than any school needed, at its busiest moment, in either the 17-18 school year or the 18-19 school year.

Thus, the connections between each school and the main District data switch have not limited internet speed for any students.

C. **Wireless access within each school.** Each school has multiple wireless access points which connect wirelessly to student devices. The District places wireless access points in each school according to the same design formula of at least one access point for every thirty classroom seats in the school.<sup>5</sup> Each wireless access point can simultaneously serve well over 100 student devices, and has a throughput capacity of up to 450 megabits per second. Thus, this design throughout the district incorporates very substantial overcapacity. Every single school has far more wireless access points than necessary to meet peak usage.

Within a school, the wireless access points are placed to maximize the areas of coverage over key student learning areas: classrooms, libraries, and other common areas where study and learning may occur. The District does a survey of signal strength throughout each school to make sure that geographic coverage within the school is appropriate. Geographic coverage issues may increase the number of wireless access points above the minimum design formula noted above. The results of the most recent survey are set out in a series of coverage maps, which show the signal coverage superimposed on a map of each school, attached as Exhibit D.

---

<sup>2</sup> See Exhibit B.

<sup>3</sup> See Exhibit A.

<sup>4</sup> See Exhibit B.

<sup>5</sup> A list of current counts of wireless access points per school is attached hereto as Exhibit C.

Thus, the data transmission equipment at every school has far more than sufficient capacity for peak school data needs and geographic coverage within the school.

Does this mean that there are never any issues with observed speed of the internet at District schools? No, but it does mean that the reasons for observed speed issues are not attributable to the design or implementation of the District's internet system, and cannot be resolved by the addition of more or faster equipment. Observed speed issues are almost always caused by two main factors:

(a) external radio interference on the wireless channels used to communicate with student devices. Many other non-District devices operate on those same channels, and can slow the speed of wireless transmission between student devices and the school's system. The frequencies for wireless communications (2.4 and 5.0 gigahertz) are the same for most wireless systems, remote controls, and other devices. Other non-District devices using the frequency cut the amount of time on that frequency that can be used for District communications.

(b) the speed of the external, receiving website with which the student is communicating. Common websites used by students across the country at times experience delays in response time due to high traffic levels at the receiving website.

Neither of these problems can be solved by adding more or newer equipment.

#### Conclusion

According, there is no disparity in internet access among the schools of the District. The TCI does not need (and should not have) a category for internet access speed, since each school has (a) the same technology level, (b) overall capacity above peak loads for each school, and (c) more than adequate geographic coverage. **Any index component would not distinguish between schools, as each school would score the same, with equipment far above that needed to handle peak internet connectivity loads.**

# EXHIBIT A



## TUSD Internet Usage AZMERIT

Sites have a 1.0 Gb uplink

INV-R01 has a 10.0 Gb Uplink

Date	Site Name	Average Utilization	Average bps	Peak bps
26-Mar-18	BANKS_Inside.tusd.local	0.34 %	3.37 Mbps	82 Mbps
26-Mar-18	BLENNAN_Inside.tusd.local	2.38 %	24 Mbps	184 Mbps
26-Mar-18	BLOOM_Inside.tusd.local	0.79 %	7.88 Mbps	222 Mbps
26-Mar-18	BONILLAS_Inside.tusd.local	0.99 %	10 Mbps	125 Mbps
26-Mar-18	BORMAN_Inside.tusd1.org	1.38 %	14 Mbps	183 Mbps
26-Mar-18	BORTON_Inside.tusd.local	0.69 %	6.88 Mbps	100 Mbps
26-Mar-18	CARRILLO_Inside.tusd.local	2.09 %	21 Mbps	171 Mbps
26-Mar-18	CATALINA_Inside.tusd.local	3.97 %	40 Mbps	198 Mbps
26-Mar-18	CAVETT_Inside.tusd.local	1.29 %	13 Mbps	125 Mbps
26-Mar-18	CHOLLA_Inside.tusd.local	7.26 %	73 Mbps	299 Mbps
26-Mar-18	COLLIER_Inside.tusd.local	0.25 %	2.50 Mbps	16 Mbps
26-Mar-18	CRAGIN_Inside.tusd.local	1.29 %	13 Mbps	73 Mbps
26-Mar-18	DAVIDSON_Inside.tusd.local	0.73 %	7.34 Mbps	63 Mbps
26-Mar-18	DAVIS_Inside.tusd.local	0.79 %	7.87 Mbps	107 Mbps
26-Mar-18	DIETZ_Inside.tusd.local	1.36 %	14 Mbps	138 Mbps
26-Mar-18	DODGE_Inside.tusd.local	0.44 %	4.37 Mbps	32 Mbps
26-Mar-18	DOOLEN_Inside.tusd.local	0.86 %	8.58 Mbps	37 Mbps
26-Mar-18	DRACHMAN_Inside.tusd.local	2.12 %	21 Mbps	236 Mbps
26-Mar-18	DUNHAM_Inside.tusd.local	0.50 %	5.00 Mbps	98 Mbps
26-Mar-18	ERICKSON_Inside.tusd.local	0.99 %	10 Mbps	101 Mbps
26-Mar-18	FICKETT_Inside.tusd.local	1.91 %	19 Mbps	104 Mbps
26-Mar-18	FORD_Inside.tusd.local	0.58 %	5.84 Mbps	67 Mbps
26-Mar-18	Fruchthendler_Inside.tusd.local	0.95 %	9 Mbps	120 Mbps
26-Mar-18	GALE_Inside.tusd.local	1.21 %	12 Mbps	137 Mbps
26-Mar-18	Gridley_Inside.tusd.local	1.62 %	16 Mbps	87 Mbps
26-Mar-18	Grijalva_Inside.tusd.local	2.44 %	24 Mbps	188 Mbps
26-Mar-18	HENRY_Inside.tusd.local	1.17 %	12 Mbps	141 Mbps
26-Mar-18	HOLLADAY_Inside.tusd.local	0.36 %	3.57 Mbps	90 Mbps
26-Mar-18	HOLLINGER_Inside.tusd.local	2.67 %	27 Mbps	117 Mbps
26-Mar-18	HOWELL_Inside.tusd.local	1.08 %	11 Mbps	64 Mbps
26-Mar-18	HUDLOW_Inside.tusd.local	0.63 %	6.30 Mbps	81 Mbps
26-Mar-18	Hughes_Inside.tusd.local	1.01 %	10 Mbps	96 Mbps
26-Mar-18	INV-INT-R01.tusd1.org	9.26 %	926 Mbps	2.9 Gbps
26-Mar-18	Johnson_Inside.tusd.local	0.82 %	8.20 Mbps	83 Mbps
26-Mar-18	KELLOND_Inside.tusd.local	1.31 %	13 Mbps	180 Mbps
26-Mar-18	Lawrence_Inside.tusd.local	0.79 %	7.92 Mbps	85 Mbps
26-Mar-18	LINEWEAVER_Inside.tusd.local	0.90 %	9 Mbps	79 Mbps
26-Mar-18	MAGEE_Inside.tusd.local	0.90 %	9 Mbps	50 Mbps
26-Mar-18	Maldonado_Inside.tusd.local	0.64 %	6.39 Mbps	77 Mbps
26-Mar-18	MANSFELD_Inside.tusd.local	11.59 %	116 Mbps	390 Mbps
26-Mar-18	MANZO_Inside.tusd.local	0.90 %	8.97 Mbps	107 Mbps
26-Mar-18	MARSHALL_Inside.tusd.local	1.21 %	12 Mbps	174 Mbps
26-Mar-18	Maxwell_Inside.tusd.local	2.70 %	27 Mbps	187 Mbps
26-Mar-18	MEREDITH_Inside.tusd.local	1.36 %	14 Mbps	211 Mbps
26-Mar-18	MILES_Inside.tusd.local	2.22 %	22 Mbps	212 Mbps
26-Mar-18	Miller_Inside.tusd.local	1.33 %	13 Mbps	90 Mbps
26-Mar-18	MissionView_Inside.tusd.local	0.43 %	4.31 Mbps	81 Mbps





## TUSD Internet Usage AZMERIT

Date	Site Name	Average Utilization	Average bps	Peak bps
26-Mar-18	MYERS_Inside.tusd.local	1.59 %	16 Mbps	184 Mbps
26-Mar-18	NAYLOR_Inside.tusd.local	0.78 %	7.82 Mbps	38 Mbps
26-Mar-18	OCHOA_Inside.tusd.local	0.58 %	5.78 Mbps	89 Mbps
26-Mar-18	Oyama_Inside.tusd.local	1.23 %	12 Mbps	249 Mbps
26-Mar-18	PISTOR_Inside.tusd.local	1.74 %	17 Mbps	82 Mbps
26-Mar-18	ProjectMore_Inside.tusd.local	0.57 %	5.69 Mbps	31 Mbps
26-Mar-18	PUEBLO_Inside.tusd.local	6.40 %	64 Mbps	271 Mbps
26-Mar-18	PuebloGardens_Inside.tusd.local	0.81 %	8.13 Mbps	157 Mbps
26-Mar-18	ROBINS_Inside.tusd1.org	2.62 %	26 Mbps	185 Mbps
26-Mar-18	ROBISON_Inside.tusd.local	0.69 %	6.89 Mbps	177 Mbps
26-Mar-18	Rose_Inside.tusd.local	2.79 %	28 Mbps	233 Mbps
26-Mar-18	ROSKRUGE_Inside.tusd.local	1.15 %	12 Mbps	57 Mbps
26-Mar-18	SABINO_Inside.tusd.local	2.08 %	21 Mbps	99 Mbps
26-Mar-18	Safford_Inside.tusd.local	3.74 %	37 Mbps	231 Mbps
26-Mar-18	SANTARITA_Inside.tusd.local	2.00 %	20 Mbps	89 Mbps
26-Mar-18	SECRIST_Inside.tusd.local	0.68 %	6.75 Mbps	62 Mbps
26-Mar-18	SEWELL_Inside.tusd.local	0.71 %	7.06 Mbps	273 Mbps
26-Mar-18	SOLENG_Inside.tusd.local	1.22 %	12 Mbps	147 Mbps
26-Mar-18	STARR_Inside.tusd.local	0.88 %	8.80 Mbps	53 Mbps
26-Mar-18	STEELE_Inside.tusd.local	0.50 %	5.03 Mbps	94 Mbps
26-Mar-18	TOLSON_Inside.tusd.local	1.33 %	13 Mbps	188 Mbps
26-Mar-18	TRANSEAST_Inside.tusd.local	0.12 %	1.19 Mbps	25 Mbps
26-Mar-18	Tucson_Inside.tusd.local	9.03 %	90 Mbps	414 Mbps
26-Mar-18	TULLY_Inside.tusd.local	1.86 %	19 Mbps	247 Mbps
26-Mar-18	URQUIDES_Inside.tusd1.org	2.14 %	21 Mbps	151 Mbps
26-Mar-18	UTTERBACK_Inside.tusd.local	1.13 %	11 Mbps	68 Mbps
26-Mar-18	VAIL_Inside.tusd.local	1.43 %	14 Mbps	84 Mbps
26-Mar-18	VALENCIA_Inside.tusd.local	1.94 %	19 Mbps	75 Mbps
26-Mar-18	VanBuskirk_Inside.tusd.local	0.71 %	7.14 Mbps	100 Mbps
26-Mar-18	VESEY_Inside.tusd.local	1.99 %	20 Mbps	134 Mbps
26-Mar-18	Warren_Inside.tusd.local	1.57 %	16 Mbps	233 Mbps
26-Mar-18	WHEELER_Inside.tusd.local	1.55 %	15 Mbps	185 Mbps
26-Mar-18	WHITE_Inside.tusd.local	2.30 %	23 Mbps	165 Mbps
26-Mar-18	WHITMORE_Inside.tusd.local	0.62 %	6.17 Mbps	86 Mbps
26-Mar-18	WRIGHT_Inside.tusd.local	1.47 %	15 Mbps	266 Mbps
27-Mar-18	BANKS_Inside.tusd.local	0.29 %	2.93 Mbps	80 Mbps
27-Mar-18	BLNMAN_Inside.tusd.local	1.06 %	11 Mbps	151 Mbps
27-Mar-18	BLOOM_Inside.tusd.local	0.57 %	5.69 Mbps	68 Mbps
27-Mar-18	BONILLAS_Inside.tusd.local	0.61 %	6.06 Mbps	78 Mbps
27-Mar-18	BORMAN_Inside.tusd1.org	0.77 %	7.70 Mbps	75 Mbps
27-Mar-18	BORTON_Inside.tusd.local	0.47 %	4.69 Mbps	72 Mbps
27-Mar-18	CARRILLO_Inside.tusd.local	0.64 %	6.38 Mbps	65 Mbps
27-Mar-18	CATALINA_Inside.tusd.local	3.72 %	37 Mbps	158 Mbps
27-Mar-18	CAVETT_Inside.tusd.local	0.99 %	10 Mbps	81 Mbps
27-Mar-18	CHOLLA_Inside.tusd.local	8.15 %	81 Mbps	314 Mbps
27-Mar-18	COLLIER_Inside.tusd.local	0.27 %	2.74 Mbps	51 Mbps
27-Mar-18	CRAGIN_Inside.tusd.local	0.69 %	6.93 Mbps	79 Mbps





## TUSD Internet Usage AZMERIT

Date	Site Name	Average Utilization	Average bps	Peak bps
27-Mar-18	DAVIDSON_Inside.tusd.local	1.03 %	10 Mbps	97 Mbps
27-Mar-18	DAVIS_Inside.tusd.local	0.64 %	6.36 Mbps	56 Mbps
27-Mar-18	DIETZ_Inside.tusd.local	1.40 %	14 Mbps	198 Mbps
27-Mar-18	DODGE_Inside.tusd.local	0.63 %	6.33 Mbps	41 Mbps
27-Mar-18	DOOLEN_Inside.tusd.local	1.03 %	10 Mbps	69 Mbps
27-Mar-18	DRACHMAN_Inside.tusd.local	1.39 %	14 Mbps	72 Mbps
27-Mar-18	DUNHAM_Inside.tusd.local	0.48 %	4.81 Mbps	115 Mbps
27-Mar-18	ERICKSON_Inside.tusd.local	0.54 %	5.40 Mbps	72 Mbps
27-Mar-18	FICKETT_Inside.tusd.local	1.90 %	19 Mbps	106 Mbps
27-Mar-18	FORD_Inside.tusd.local	1.54 %	15 Mbps	132 Mbps
27-Mar-18	Fruchthendler_Inside.tusd.local	0.68 %	6.79 Mbps	26 Mbps
27-Mar-18	GALE_Inside.tusd.local	1.31 %	13 Mbps	54 Mbps
27-Mar-18	Gridley_Inside.tusd.local	1.70 %	17 Mbps	94 Mbps
27-Mar-18	Grijalva_Inside.tusd.local	1.22 %	12 Mbps	57 Mbps
27-Mar-18	HENRY_Inside.tusd.local	0.63 %	6.30 Mbps	71 Mbps
27-Mar-18	HOLLADAY_Inside.tusd.local	0.25 %	2.53 Mbps	53 Mbps
27-Mar-18	HOLLINGER_Inside.tusd.local	1.54 %	15 Mbps	102 Mbps
27-Mar-18	HOWELL_Inside.tusd.local	1.22 %	12 Mbps	44 Mbps
27-Mar-18	HUDLOW_Inside.tusd.local	0.47 %	4.71 Mbps	34 Mbps
27-Mar-18	Hughes_Inside.tusd.local	0.97 %	10 Mbps	109 Mbps
27-Mar-18	INV-INT-R01.tusd1.org	9.89 %	989 Mbps	3.1 Gbps
27-Mar-18	Johnson_Inside.tusd.local	0.71 %	7.12 Mbps	35 Mbps
27-Mar-18	KELLOND_Inside.tusd.local	1.19 %	12 Mbps	122 Mbps
27-Mar-18	Lawrence_Inside.tusd.local	0.63 %	6.34 Mbps	35 Mbps
27-Mar-18	LINEWEAVER_Inside.tusd.local	1.42 %	14 Mbps	201 Mbps
27-Mar-18	MAGEE_Inside.tusd.local	1.14 %	11 Mbps	60 Mbps
27-Mar-18	Maldonado_Inside.tusd.local	0.60 %	5.97 Mbps	92 Mbps
27-Mar-18	MANSFELD_Inside.tusd.local	6.49 %	65 Mbps	451 Mbps
27-Mar-18	MANZO_Inside.tusd.local	0.65 %	6.50 Mbps	50 Mbps
27-Mar-18	MARSHALL_Inside.tusd.local	0.81 %	8.08 Mbps	29 Mbps
27-Mar-18	Maxwell_Inside.tusd.local	1.94 %	19 Mbps	95 Mbps
27-Mar-18	MEREDITH_Inside.tusd.local	1.24 %	12 Mbps	65 Mbps
27-Mar-18	MILES_Inside.tusd.local	1.26 %	13 Mbps	47 Mbps
27-Mar-18	Miller_Inside.tusd.local	0.96 %	10 Mbps	80 Mbps
27-Mar-18	MissionView_Inside.tusd.local	0.44 %	4.45 Mbps	80 Mbps
27-Mar-18	MYERS_Inside.tusd.local	0.73 %	7.35 Mbps	59 Mbps
27-Mar-18	NAYLOR_Inside.tusd.local	0.89 %	8.91 Mbps	59 Mbps
27-Mar-18	OCHOA_Inside.tusd.local	0.60 %	5.95 Mbps	52 Mbps
27-Mar-18	Oyama_Inside.tusd.local	0.91 %	9 Mbps	118 Mbps
27-Mar-18	PISTOR_Inside.tusd.local	1.96 %	20 Mbps	76 Mbps
27-Mar-18	ProjectMore_Inside.tusd.local	0.51 %	5.06 Mbps	50 Mbps
27-Mar-18	PUEBLO_Inside.tusd.local	7.37 %	74 Mbps	291 Mbps
27-Mar-18	PuebloGardens_Inside.tusd.local	1.55 %	16 Mbps	217 Mbps
27-Mar-18	ROBINS_Inside.tusd1.org	1.81 %	18 Mbps	117 Mbps
27-Mar-18	ROBISON_Inside.tusd.local	0.52 %	5.19 Mbps	40 Mbps
27-Mar-18	Rose_Inside.tusd.local	2.30 %	23 Mbps	133 Mbps
27-Mar-18	ROSKRUGE_Inside.tusd.local	1.64 %	16 Mbps	166 Mbps







## TUSD Internet Usage AZMERIT

Date	Site Name	Average Utilization	Average bps	Peak bps
27-Mar-18	SABINO_Inside.tusd.local	1.95 %	20 Mbps	133 Mbps
27-Mar-18	Safford_Inside.tusd.local	2.74 %	27 Mbps	163 Mbps
27-Mar-18	SANTARITA_Inside.tusd.local	2.47 %	25 Mbps	128 Mbps
27-Mar-18	SECRIST_Inside.tusd.local	0.78 %	7.80 Mbps	139 Mbps
27-Mar-18	SEWELL_Inside.tusd.local	0.61 %	6.12 Mbps	63 Mbps
27-Mar-18	SOLENG_Inside.tusd.local	0.72 %	7.16 Mbps	86 Mbps
27-Mar-18	STARR_Inside.tusd.local	1.57 %	16 Mbps	30 Mbps
27-Mar-18	STEELE_Inside.tusd.local	0.51 %	5.08 Mbps	56 Mbps
27-Mar-18	TOLSON_Inside.tusd.local	1.42 %	14 Mbps	171 Mbps
27-Mar-18	TRANSEAST_Inside.tusd.local	0.11 %	1.08 Mbps	4.34 Mbps
27-Mar-18	Tucson_Inside.tusd.local	10.71 %	107 Mbps	372 Mbps
27-Mar-18	TULLY_Inside.tusd.local	0.83 %	8.25 Mbps	60 Mbps
27-Mar-18	URQUIDES_Inside.tusd1.org	2.63 %	26 Mbps	165 Mbps
27-Mar-18	UTTERBACK_Inside.tusd.local	1.78 %	18 Mbps	93 Mbps
27-Mar-18	VAIL_Inside.tusd.local	1.41 %	14 Mbps	105 Mbps
27-Mar-18	VALENCIA_Inside.tusd.local	1.84 %	18 Mbps	105 Mbps
27-Mar-18	VanBuskirk_Inside.tusd.local	0.63 %	6.29 Mbps	110 Mbps
27-Mar-18	VESEY_Inside.tusd.local	0.90 %	8.95 Mbps	41 Mbps
27-Mar-18	Warren_Inside.tusd.local	0.64 %	6.44 Mbps	53 Mbps
27-Mar-18	WHEELER_Inside.tusd.local	0.90 %	9 Mbps	118 Mbps
27-Mar-18	WHITE_Inside.tusd.local	2.14 %	21 Mbps	108 Mbps
27-Mar-18	WHITMORE_Inside.tusd.local	1.02 %	10 Mbps	146 Mbps
27-Mar-18	WRIGHT_Inside.tusd.local	0.68 %	6.82 Mbps	106 Mbps
28-Mar-18	BANKS_Inside.tusd.local	0.62 %	6.16 Mbps	80 Mbps
28-Mar-18	BLENMEN_Inside.tusd.local	1.18 %	12 Mbps	112 Mbps
28-Mar-18	BLOOM_Inside.tusd.local	0.46 %	4.56 Mbps	107 Mbps
28-Mar-18	BONILLAS_Inside.tusd.local	0.68 %	6.83 Mbps	82 Mbps
28-Mar-18	BORMAN_Inside.tusd1.org	0.52 %	5.25 Mbps	38 Mbps
28-Mar-18	BORTON_Inside.tusd.local	0.38 %	3.78 Mbps	35 Mbps
28-Mar-18	CARRILLO_Inside.tusd.local	1.66 %	17 Mbps	169 Mbps
28-Mar-18	CATALINA_Inside.tusd.local	3.15 %	32 Mbps	154 Mbps
28-Mar-18	CAVETT_Inside.tusd.local	0.89 %	8.87 Mbps	72 Mbps
28-Mar-18	CHOLLA_Inside.tusd.local	6.24 %	62 Mbps	262 Mbps
28-Mar-18	COLLIER_Inside.tusd.local	0.25 %	2.46 Mbps	29 Mbps
28-Mar-18	CRAGIN_Inside.tusd.local	0.40 %	4.05 Mbps	37 Mbps
28-Mar-18	DAVIDSON_Inside.tusd.local	0.76 %	7.62 Mbps	24 Mbps
28-Mar-18	DAVIS_Inside.tusd.local	0.52 %	5.22 Mbps	33 Mbps
28-Mar-18	DIETZ_Inside.tusd.local	0.68 %	6.79 Mbps	62 Mbps
28-Mar-18	DODGE_Inside.tusd.local	0.47 %	4.74 Mbps	40 Mbps
28-Mar-18	DOOLEN_Inside.tusd.local	1.06 %	11 Mbps	55 Mbps
28-Mar-18	DRACHMAN_Inside.tusd.local	0.70 %	6.95 Mbps	50 Mbps
28-Mar-18	DUNHAM_Inside.tusd.local	0.38 %	3.80 Mbps	82 Mbps
28-Mar-18	ERICKSON_Inside.tusd.local	0.37 %	3.72 Mbps	33 Mbps
28-Mar-18	FICKETT_Inside.tusd.local	2.09 %	21 Mbps	128 Mbps
28-Mar-18	FORD_Inside.tusd.local	0.62 %	6.19 Mbps	21 Mbps
28-Mar-18	Fruchthendler_Inside.tusd.local	0.37 %	3.73 Mbps	17 Mbps
28-Mar-18	GALE_Inside.tusd.local	2.20 %	22 Mbps	92 Mbps





## TUSD Internet Usage AZMERIT

Date	Site Name	Average Utilization	Average bps	Peak bps
28-Mar-18	Gridley_Inside.tusd.local	2.55 %	25 Mbps	180 Mbps
28-Mar-18	Grijalva_Inside.tusd.local	0.63 %	6.32 Mbps	41 Mbps
28-Mar-18	HENRY_Inside.tusd.local	0.45 %	4.53 Mbps	53 Mbps
28-Mar-18	HOLLADAY_Inside.tusd.local	0.23 %	2.30 Mbps	22 Mbps
28-Mar-18	HOLLINGER_Inside.tusd.local	0.89 %	8.94 Mbps	50 Mbps
28-Mar-18	HOWELL_Inside.tusd.local	0.43 %	4.30 Mbps	39 Mbps
28-Mar-18	HUDLOW_Inside.tusd.local	0.42 %	4.25 Mbps	43 Mbps
28-Mar-18	Hughes_Inside.tusd.local	1.01 %	10 Mbps	102 Mbps
28-Mar-18	INV-INT-R01.tusd1.org	8.56 %	856 Mbps	2.9 Gbps
28-Mar-18	Johnson_Inside.tusd.local	0.46 %	4.63 Mbps	24 Mbps
28-Mar-18	KELLOND_Inside.tusd.local	0.94 %	9 Mbps	75 Mbps
28-Mar-18	Lawrence_Inside.tusd.local	0.81 %	8.10 Mbps	70 Mbps
28-Mar-18	LINEWEAVER_Inside.tusd.local	0.28 %	2.76 Mbps	24 Mbps
28-Mar-18	MAGEE_Inside.tusd.local	1.09 %	11 Mbps	79 Mbps
28-Mar-18	Maldonado_Inside.tusd.local	0.31 %	3.11 Mbps	17 Mbps
28-Mar-18	MANSFELD_Inside.tusd.local	2.03 %	20 Mbps	98 Mbps
28-Mar-18	MANZO_Inside.tusd.local	0.43 %	4.32 Mbps	28 Mbps
28-Mar-18	MARSHALL_Inside.tusd.local	0.53 %	5.28 Mbps	44 Mbps
28-Mar-18	Maxwell_Inside.tusd.local	1.35 %	14 Mbps	154 Mbps
28-Mar-18	MEREDITH_Inside.tusd.local	0.75 %	7.54 Mbps	151 Mbps
28-Mar-18	MILES_Inside.tusd.local	2.37 %	24 Mbps	49 Mbps
28-Mar-18	Miller_Inside.tusd.local	0.55 %	5.53 Mbps	48 Mbps
28-Mar-18	MissionView_Inside.tusd.local	0.31 %	3.08 Mbps	108 Mbps
28-Mar-18	MYERS_Inside.tusd.local	0.51 %	5.14 Mbps	62 Mbps
28-Mar-18	NAYLOR_Inside.tusd.local	0.80 %	7.96 Mbps	54 Mbps
28-Mar-18	OCHOA_Inside.tusd.local	0.46 %	4.56 Mbps	58 Mbps
28-Mar-18	Oyama_Inside.tusd.local	0.34 %	3.38 Mbps	24 Mbps
28-Mar-18	PISTOR_Inside.tusd.local	2.17 %	22 Mbps	114 Mbps
28-Mar-18	ProjectMore_Inside.tusd.local	0.47 %	4.74 Mbps	33 Mbps
28-Mar-18	PUEBLO_Inside.tusd.local	5.65 %	56 Mbps	279 Mbps
28-Mar-18	PuebloGardens_Inside.tusd.local	0.92 %	9 Mbps	73 Mbps
28-Mar-18	ROBINS_Inside.tusd1.org	1.31 %	13 Mbps	121 Mbps
28-Mar-18	ROBISON_Inside.tusd.local	0.30 %	3.02 Mbps	76 Mbps
28-Mar-18	Rose_Inside.tusd.local	1.54 %	15 Mbps	108 Mbps
28-Mar-18	ROSKRUGE_Inside.tusd.local	1.24 %	12 Mbps	74 Mbps
28-Mar-18	SABINO_Inside.tusd.local	1.77 %	18 Mbps	103 Mbps
28-Mar-18	Safford_Inside.tusd.local	1.74 %	17 Mbps	86 Mbps
28-Mar-18	SANTARITA_Inside.tusd.local	1.81 %	18 Mbps	92 Mbps
28-Mar-18	SECRIST_Inside.tusd.local	0.58 %	5.80 Mbps	36 Mbps
28-Mar-18	SEWELL_Inside.tusd.local	0.39 %	3.92 Mbps	27 Mbps
28-Mar-18	SOLENG_Inside.tusd.local	0.20 %	2.00 Mbps	13 Mbps
28-Mar-18	STARR_Inside.tusd.local	1.81 %	18 Mbps	33 Mbps
28-Mar-18	STEELE_Inside.tusd.local	0.29 %	2.88 Mbps	19 Mbps
28-Mar-18	TOLSON_Inside.tusd.local	0.97 %	10 Mbps	86 Mbps
28-Mar-18	TRANSEAST_Inside.tusd.local	0.10 %	1.01 Mbps	4.16 Mbps
28-Mar-18	Tucson_Inside.tusd.local	8.95 %	90 Mbps	346 Mbps
28-Mar-18	TULLY_Inside.tusd.local	0.26 %	2.61 Mbps	19 Mbps





## TUSD Internet Usage AZMERIT

Date	Site Name	Average Utilization	Average bps	Peak bps
28-Mar-18	URQUIDES_Inside.tusd1.org	1.87 %	19 Mbps	59 Mbps
28-Mar-18	UTTERBACK_Inside.tusd.local	1.27 %	13 Mbps	69 Mbps
28-Mar-18	VAIL_Inside.tusd.local	1.38 %	14 Mbps	74 Mbps
28-Mar-18	VALENCIA_Inside.tusd.local	1.67 %	17 Mbps	69 Mbps
28-Mar-18	VanBuskirk_Inside.tusd.local	0.51 %	5.11 Mbps	64 Mbps
28-Mar-18	VESEY_Inside.tusd.local	0.61 %	6.13 Mbps	62 Mbps
28-Mar-18	Warren_Inside.tusd.local	0.56 %	5.60 Mbps	55 Mbps
28-Mar-18	WHEELER_Inside.tusd.local	0.58 %	5.76 Mbps	51 Mbps
28-Mar-18	WHITE_Inside.tusd.local	1.21 %	12 Mbps	128 Mbps
28-Mar-18	WHITMORE_Inside.tusd.local	0.52 %	5.19 Mbps	49 Mbps
28-Mar-18	WRIGHT_Inside.tusd.local	0.41 %	4.12 Mbps	53 Mbps
29-Mar-18	BANKS_Inside.tusd.local	1.55 %	16 Mbps	181 Mbps
29-Mar-18	BLNEMAN_Inside.tusd.local	2.35 %	23 Mbps	278 Mbps
29-Mar-18	BLOOM_Inside.tusd.local	0.77 %	7.67 Mbps	102 Mbps
29-Mar-18	BONILLAS_Inside.tusd.local	2.39 %	24 Mbps	241 Mbps
29-Mar-18	BORMAN_Inside.tusd1.org	2.53 %	25 Mbps	281 Mbps
29-Mar-18	BORTON_Inside.tusd.local	2.40 %	24 Mbps	240 Mbps
29-Mar-18	CARRILLO_Inside.tusd.local	2.69 %	27 Mbps	227 Mbps
29-Mar-18	CATALINA_Inside.tusd.local	4.42 %	44 Mbps	222 Mbps
29-Mar-18	CAVETT_Inside.tusd.local	1.90 %	19 Mbps	138 Mbps
29-Mar-18	CHOLLA_Inside.tusd.local	7.93 %	79 Mbps	317 Mbps
29-Mar-18	COLLIER_Inside.tusd.local	0.33 %	3.31 Mbps	33 Mbps
29-Mar-18	CRAGIN_Inside.tusd.local	2.82 %	28 Mbps	279 Mbps
29-Mar-18	DAVIDSON_Inside.tusd.local	1.52 %	15 Mbps	131 Mbps
29-Mar-18	DAVIS_Inside.tusd.local	1.77 %	18 Mbps	214 Mbps
29-Mar-18	DIETZ_Inside.tusd.local	3.88 %	39 Mbps	358 Mbps
29-Mar-18	DODGE_Inside.tusd.local	0.72 %	7.21 Mbps	40 Mbps
29-Mar-18	DOOLEN_Inside.tusd.local	1.43 %	14 Mbps	62 Mbps
29-Mar-18	DRACHMAN_Inside.tusd.local	4.11 %	41 Mbps	381 Mbps
29-Mar-18	DUNHAM_Inside.tusd.local	1.53 %	15 Mbps	184 Mbps
29-Mar-18	ERICKSON_Inside.tusd.local	3.89 %	39 Mbps	377 Mbps
29-Mar-18	FICKETT_Inside.tusd.local	2.26 %	23 Mbps	102 Mbps
29-Mar-18	FORD_Inside.tusd.local	0.64 %	6.37 Mbps	88 Mbps
29-Mar-18	Fruchthendler_Inside.tusd.local	1.45 %	14 Mbps	246 Mbps
29-Mar-18	GALE_Inside.tusd.local	4.43 %	44 Mbps	334 Mbps
29-Mar-18	Gridley_Inside.tusd.local	1.93 %	19 Mbps	92 Mbps
29-Mar-18	Grijalva_Inside.tusd.local	4.12 %	41 Mbps	429 Mbps
29-Mar-18	HENRY_Inside.tusd.local	3.20 %	32 Mbps	238 Mbps
29-Mar-18	HOLLADAY_Inside.tusd.local	0.52 %	5.21 Mbps	79 Mbps
29-Mar-18	HOLLINGER_Inside.tusd.local	3.88 %	39 Mbps	372 Mbps
29-Mar-18	HOWELL_Inside.tusd.local	1.57 %	16 Mbps	145 Mbps
29-Mar-18	HUDLOW_Inside.tusd.local	2.87 %	29 Mbps	274 Mbps
29-Mar-18	Hughes_Inside.tusd.local	3.28 %	33 Mbps	245 Mbps
29-Mar-18	INV-INT-R01.tusd1.org	10.02 %	1.0 Gbps	3.2 Gbps
29-Mar-18	Johnson_Inside.tusd.local	1.31 %	13 Mbps	148 Mbps
29-Mar-18	KELLOND_Inside.tusd.local	3.18 %	32 Mbps	347 Mbps
29-Mar-18	Lawrence_Inside.tusd.local	1.36 %	14 Mbps	154 Mbps





## TUSD Internet Usage AZMERIT

Date	Site Name	Average Utilization	Average bps	Peak bps
29-Mar-18	LINEWEAVER_Inside.tusd.local	3.54 %	35 Mbps	474 Mbps
29-Mar-18	MAGEE_Inside.tusd.local	1.26 %	13 Mbps	72 Mbps
29-Mar-18	Maldonado_Inside.tusd.local	0.53 %	5.33 Mbps	78 Mbps
29-Mar-18	MANSFELD_Inside.tusd.local	19.73 %	197 Mbps	753 Mbps
29-Mar-18	MANZO_Inside.tusd.local	1.59 %	16 Mbps	111 Mbps
29-Mar-18	MARSHALL_Inside.tusd.local	1.33 %	13 Mbps	211 Mbps
29-Mar-18	Maxwell_Inside.tusd.local	5.38 %	54 Mbps	520 Mbps
29-Mar-18	MEREDITH_Inside.tusd.local	1.69 %	17 Mbps	296 Mbps
29-Mar-18	MILES_Inside.tusd.local	3.33 %	33 Mbps	243 Mbps
29-Mar-18	Miller_Inside.tusd.local	3.46 %	35 Mbps	320 Mbps
29-Mar-18	MissionView_Inside.tusd.local	1.35 %	14 Mbps	285 Mbps
29-Mar-18	MYERS_Inside.tusd.local	5.79 %	58 Mbps	610 Mbps
29-Mar-18	NAYLOR_Inside.tusd.local	0.78 %	7.76 Mbps	37 Mbps
29-Mar-18	OCHOA_Inside.tusd.local	0.70 %	7.01 Mbps	95 Mbps
29-Mar-18	Oyama_Inside.tusd.local	3.42 %	34 Mbps	429 Mbps
29-Mar-18	PISTOR_Inside.tusd.local	1.62 %	16 Mbps	77 Mbps
29-Mar-18	ProjectMore_Inside.tusd.local	0.68 %	6.78 Mbps	41 Mbps
29-Mar-18	PUEBLO_Inside.tusd.local	7.72 %	77 Mbps	299 Mbps
29-Mar-18	PuebloGardens_Inside.tusd.local	1.93 %	19 Mbps	286 Mbps
29-Mar-18	ROBINS_Inside.tusd1.org	3.75 %	37 Mbps	180 Mbps
29-Mar-18	ROBISON_Inside.tusd.local	1.67 %	17 Mbps	293 Mbps
29-Mar-18	Rose_Inside.tusd.local	4.75 %	47 Mbps	399 Mbps
29-Mar-18	ROSKRUGE_Inside.tusd.local	1.34 %	13 Mbps	79 Mbps
29-Mar-18	SABINO_Inside.tusd.local	2.36 %	24 Mbps	121 Mbps
29-Mar-18	Safford_Inside.tusd.local	6.95 %	69 Mbps	542 Mbps
29-Mar-18	SANTARITA_Inside.tusd.local	2.34 %	23 Mbps	193 Mbps
29-Mar-18	SECRIST_Inside.tusd.local	0.80 %	8.00 Mbps	37 Mbps
29-Mar-18	SEWELL_Inside.tusd.local	3.51 %	35 Mbps	327 Mbps
29-Mar-18	SOLENG_Inside.tusd.local	2.73 %	27 Mbps	298 Mbps
29-Mar-18	STARR_Inside.tusd.local	2.50 %	25 Mbps	215 Mbps
29-Mar-18	STEELE_Inside.tusd.local	1.46 %	15 Mbps	135 Mbps
29-Mar-18	TOLSON_Inside.tusd.local	2.09 %	21 Mbps	250 Mbps
29-Mar-18	TRANSEAST_Inside.tusd.local	0.26 %	2.59 Mbps	8.51 Mbps
29-Mar-18	Tucson_Inside.tusd.local	11.79 %	118 Mbps	433 Mbps
29-Mar-18	TULLY_Inside.tusd.local	0.89 %	8.85 Mbps	95 Mbps
29-Mar-18	URQUIDES_Inside.tusd1.org	3.62 %	36 Mbps	391 Mbps
29-Mar-18	UTTERBACK_Inside.tusd.local	1.79 %	18 Mbps	151 Mbps
29-Mar-18	VAIL_Inside.tusd.local	1.92 %	19 Mbps	77 Mbps
29-Mar-18	VALENCIA_Inside.tusd.local	2.39 %	24 Mbps	105 Mbps
29-Mar-18	VanBuskirk_Inside.tusd.local	3.20 %	32 Mbps	397 Mbps
29-Mar-18	VESEY_Inside.tusd.local	6.77 %	68 Mbps	548 Mbps
29-Mar-18	Warren_Inside.tusd.local	4.35 %	44 Mbps	468 Mbps
29-Mar-18	WHEELER_Inside.tusd.local	3.14 %	31 Mbps	357 Mbps
29-Mar-18	WHITE_Inside.tusd.local	6.87 %	69 Mbps	535 Mbps
29-Mar-18	WHITMORE_Inside.tusd.local	3.96 %	40 Mbps	295 Mbps
29-Mar-18	WRIGHT_Inside.tusd.local	2.55 %	26 Mbps	585 Mbps
30-Mar-18	BANKS_Inside.tusd.local	0.11 %	1.14 Mbps	3.80 Mbps





## TUSD Internet Usage AZMERIT

Date	Site Name	Average Utilization	Average bps	Peak bps
30-Mar-18	BLENNMAN_Inside.tusd.local	0.45 %	4.50 Mbps	96 Mbps
30-Mar-18	BLOOM_Inside.tusd.local	0.12 %	1.20 Mbps	25 Mbps
30-Mar-18	BONILLAS_Inside.tusd.local	0.46 %	4.60 Mbps	98 Mbps
30-Mar-18	BORMAN_Inside.tusd1.org	0.56 %	5.61 Mbps	91 Mbps
30-Mar-18	BORTON_Inside.tusd.local	1.17 %	12 Mbps	360 Mbps
30-Mar-18	CARRILLO_Inside.tusd.local	0.22 %	2.24 Mbps	90 Mbps
30-Mar-18	CATALINA_Inside.tusd.local	0.33 %	3.32 Mbps	23 Mbps
30-Mar-18	CAVETT_Inside.tusd.local	0.77 %	7.73 Mbps	289 Mbps
30-Mar-18	CHOLLA_Inside.tusd.local	0.22 %	2.19 Mbps	17 Mbps
30-Mar-18	COLLIER_Inside.tusd.local	0.05 %	490 Kbps	5.09 Mbps
30-Mar-18	CRAGIN_Inside.tusd.local	0.67 %	6.68 Mbps	172 Mbps
30-Mar-18	DAVIDSON_Inside.tusd.local	0.48 %	4.77 Mbps	97 Mbps
30-Mar-18	DAVIS_Inside.tusd.local	0.35 %	3.46 Mbps	190 Mbps
30-Mar-18	DIETZ_Inside.tusd.local	0.27 %	2.72 Mbps	18 Mbps
30-Mar-18	DODGE_Inside.tusd.local	0.17 %	1.74 Mbps	10 Mbps
30-Mar-18	DOOLEN_Inside.tusd.local	0.10 %	1.00 Mbps	5.86 Mbps
30-Mar-18	DRACHMAN_Inside.tusd.local	0.91 %	9 Mbps	291 Mbps
30-Mar-18	DUNHAM_Inside.tusd.local	0.17 %	1.74 Mbps	96 Mbps
30-Mar-18	ERICKSON_Inside.tusd.local	0.20 %	2.05 Mbps	74 Mbps
30-Mar-18	FICKETT_Inside.tusd.local	0.18 %	1.83 Mbps	10 Mbps
30-Mar-18	FORD_Inside.tusd.local	0.22 %	2.21 Mbps	95 Mbps
30-Mar-18	Fruchthendler_Inside.tusd.local	0.12 %	1.24 Mbps	23 Mbps
30-Mar-18	GALE_Inside.tusd.local	0.18 %	1.79 Mbps	86 Mbps
30-Mar-18	Gridley_Inside.tusd.local	0.27 %	2.65 Mbps	50 Mbps
30-Mar-18	Grijalva_Inside.tusd.local	0.70 %	7.04 Mbps	227 Mbps
30-Mar-18	HENRY_Inside.tusd.local	0.78 %	7.84 Mbps	292 Mbps
30-Mar-18	HOLLADAY_Inside.tusd.local	0.34 %	3.42 Mbps	150 Mbps
30-Mar-18	HOLLINGER_Inside.tusd.local	0.84 %	8.39 Mbps	273 Mbps
30-Mar-18	HOWELL_Inside.tusd.local	0.57 %	5.72 Mbps	332 Mbps
30-Mar-18	HUDLOW_Inside.tusd.local	0.14 %	1.41 Mbps	28 Mbps
30-Mar-18	Hughes_Inside.tusd.local	3.32 %	33 Mbps	202 Mbps
30-Mar-18	INV-INT-R01.tusd1.org	0.87 %	87 Mbps	568 Mbps
30-Mar-18	Johnson_Inside.tusd.local	0.27 %	2.75 Mbps	18 Mbps
30-Mar-18	KELLOND_Inside.tusd.local	0.26 %	2.63 Mbps	144 Mbps
30-Mar-18	Lawrence_Inside.tusd.local	0.42 %	4.24 Mbps	266 Mbps
30-Mar-18	LINEWEAVER_Inside.tusd.local	0.57 %	5.75 Mbps	138 Mbps
30-Mar-18	MAGEE_Inside.tusd.local	0.05 %	543 Kbps	5.77 Mbps
30-Mar-18	Maldonado_Inside.tusd.local	0.30 %	2.96 Mbps	170 Mbps
30-Mar-18	MANSFELD_Inside.tusd.local	3.49 %	35 Mbps	149 Mbps
30-Mar-18	MANZO_Inside.tusd.local	0.69 %	6.90 Mbps	177 Mbps
30-Mar-18	MARSHALL_Inside.tusd.local	0.63 %	6.29 Mbps	10 Mbps
30-Mar-18	Maxwell_Inside.tusd.local	0.66 %	6.63 Mbps	233 Mbps
30-Mar-18	MEREDITH_Inside.tusd.local	0.13 %	1.32 Mbps	57 Mbps
30-Mar-18	MILES_Inside.tusd.local	0.80 %	8.01 Mbps	74 Mbps
30-Mar-18	Miller_Inside.tusd.local	0.12 %	1.18 Mbps	28 Mbps
30-Mar-18	MissionView_Inside.tusd.local	0.48 %	4.81 Mbps	228 Mbps
30-Mar-18	MYERS_Inside.tusd.local	0.43 %	4.25 Mbps	197 Mbps





## TUSD Internet Usage AZMERIT

Date	Site Name	Average Utilization	Average bps	Peak bps
30-Mar-18	NAYLOR_Inside.tusd.local	0.49 %	4.91 Mbps	15 Mbps
30-Mar-18	OCHOA_Inside.tusd.local	0.25 %	2.48 Mbps	100 Mbps
30-Mar-18	Oyama_Inside.tusd.local	0.07 %	681 Kbps	11 Mbps
30-Mar-18	PISTOR_Inside.tusd.local	0.08 %	772 Kbps	5.18 Mbps
30-Mar-18	ProjectMore_Inside.tusd.local	0.11 %	1.10 Mbps	7.52 Mbps
30-Mar-18	PUEBLO_Inside.tusd.local	0.26 %	2.62 Mbps	27 Mbps
30-Mar-18	PuebloGardens_Inside.tusd.local	0.61 %	6.11 Mbps	361 Mbps
30-Mar-18	ROBINS_Inside.tusd1.org	0.72 %	7.18 Mbps	165 Mbps
30-Mar-18	ROBISON_Inside.tusd.local	1.80 %	18 Mbps	556 Mbps
30-Mar-18	Rose_Inside.tusd.local	0.54 %	5.40 Mbps	106 Mbps
30-Mar-18	ROSKRUGE_Inside.tusd.local	0.15 %	1.47 Mbps	26 Mbps
30-Mar-18	SABINO_Inside.tusd.local	0.14 %	1.42 Mbps	20 Mbps
30-Mar-18	Safford_Inside.tusd.local	1.39 %	14 Mbps	346 Mbps
30-Mar-18	SANTARITA_Inside.tusd.local	0.07 %	683 Kbps	15 Mbps
30-Mar-18	SECRIST_Inside.tusd.local	0.06 %	618 Kbps	5.44 Mbps
30-Mar-18	SEWELL_Inside.tusd.local	0.30 %	2.96 Mbps	193 Mbps
30-Mar-18	SOLENG_Inside.tusd.local	0.16 %	1.64 Mbps	95 Mbps
30-Mar-18	STARR_Inside.tusd.local	1.17 %	12 Mbps	80 Mbps
30-Mar-18	STEELE_Inside.tusd.local	0.09 %	936 Kbps	71 Mbps
30-Mar-18	TOLSON_Inside.tusd.local	0.19 %	1.86 Mbps	73 Mbps
30-Mar-18	TRANSEAST_Inside.tusd.local	0.02 %	230 Kbps	1.26 Mbps
30-Mar-18	Tucson_Inside.tusd.local	0.71 %	7.12 Mbps	30 Mbps
30-Mar-18	TULLY_Inside.tusd.local	0.39 %	3.87 Mbps	151 Mbps
30-Mar-18	URQUIDES_Inside.tusd1.org	1.94 %	19 Mbps	249 Mbps
30-Mar-18	UTTERBACK_Inside.tusd.local	0.27 %	2.69 Mbps	31 Mbps
30-Mar-18	VAIL_Inside.tusd.local	0.09 %	913 Kbps	27 Mbps
30-Mar-18	VALENCIA_Inside.tusd.local	0.77 %	7.74 Mbps	94 Mbps
30-Mar-18	VanBuskirk_Inside.tusd.local	1.11 %	11 Mbps	393 Mbps
30-Mar-18	VESEY_Inside.tusd.local	0.43 %	4.26 Mbps	84 Mbps
30-Mar-18	Warren_Inside.tusd.local	0.17 %	1.67 Mbps	107 Mbps
30-Mar-18	WHEELER_Inside.tusd.local	0.25 %	2.54 Mbps	96 Mbps
30-Mar-18	WHITE_Inside.tusd.local	0.77 %	7.74 Mbps	84 Mbps
30-Mar-18	WHITMORE_Inside.tusd.local	0.34 %	3.39 Mbps	109 Mbps
30-Mar-18	WRIGHT_Inside.tusd.local	0.30 %	2.98 Mbps	72 Mbps
31-Mar-18	BANKS_Inside.tusd.local	0.09 %	875 Kbps	2.95 Mbps
31-Mar-18	BLENMAN_Inside.tusd.local	0.05 %	478 Kbps	6.54 Mbps
31-Mar-18	BLOOM_Inside.tusd.local	0.10 %	954 Kbps	24 Mbps
31-Mar-18	BONILLAS_Inside.tusd.local	0.02 %	249 Kbps	2.29 Mbps
31-Mar-18	BORMAN_Inside.tusd1.org	0.06 %	581 Kbps	1.78 Mbps
31-Mar-18	BORTON_Inside.tusd.local	0.10 %	976 Kbps	95 Mbps
31-Mar-18	CARRILLO_Inside.tusd.local	0.03 %	255 Kbps	1.11 Mbps
31-Mar-18	CATALINA_Inside.tusd.local	0.12 %	1.16 Mbps	6.03 Mbps
31-Mar-18	CAVETT_Inside.tusd.local	0.13 %	1.32 Mbps	95 Mbps
31-Mar-18	CHOLLA_Inside.tusd.local	0.16 %	1.58 Mbps	23 Mbps
31-Mar-18	COLLIER_Inside.tusd.local	0.04 %	368 Kbps	4.19 Mbps
31-Mar-18	CRAGIN_Inside.tusd.local	0.16 %	1.59 Mbps	97 Mbps
31-Mar-18	DAVIDSON_Inside.tusd.local	0.12 %	1.18 Mbps	81 Mbps





## TUSD Internet Usage AZMERIT

Date	Site Name	Average Utilization	Average bps	Peak bps
31-Mar-18	DAVIS_Inside.tusd.local	0.04 %	368 Kbps	2.78 Mbps
31-Mar-18	DIETZ_Inside.tusd.local	0.15 %	1.50 Mbps	168 Mbps
31-Mar-18	DODGE_Inside.tusd.local	0.08 %	811 Kbps	4.97 Mbps
31-Mar-18	DOOLEN_Inside.tusd.local	0.06 %	612 Kbps	4.19 Mbps
31-Mar-18	DRACHMAN_Inside.tusd.local	0.08 %	766 Kbps	8.99 Mbps
31-Mar-18	DUNHAM_Inside.tusd.local	0.03 %	282 Kbps	1.81 Mbps
31-Mar-18	ERICKSON_Inside.tusd.local	0.03 %	313 Kbps	2.02 Mbps
31-Mar-18	FICKETT_Inside.tusd.local	0.08 %	787 Kbps	4.25 Mbps
31-Mar-18	FORD_Inside.tusd.local	0.04 %	394 Kbps	3.55 Mbps
31-Mar-18	Fruchthendler_Inside.tusd.local	0.10 %	1.03 Mbps	84 Mbps
31-Mar-18	GALE_Inside.tusd.local	0.05 %	453 Kbps	2.98 Mbps
31-Mar-18	Gridley_Inside.tusd.local	0.05 %	509 Kbps	4.81 Mbps
31-Mar-18	Grijalva_Inside.tusd.local	0.09 %	912 Kbps	84 Mbps
31-Mar-18	HENRY_Inside.tusd.local	0.10 %	991 Kbps	95 Mbps
31-Mar-18	HOLLADAY_Inside.tusd.local	0.03 %	343 Kbps	2.70 Mbps
31-Mar-18	HOLLINGER_Inside.tusd.local	0.05 %	455 Kbps	2.21 Mbps
31-Mar-18	HOWELL_Inside.tusd.local	0.09 %	868 Kbps	11 Mbps
31-Mar-18	HUDLOW_Inside.tusd.local	0.06 %	646 Kbps	12 Mbps
31-Mar-18	Hughes_Inside.tusd.local	2.56 %	26 Mbps	39 Mbps
31-Mar-18	INV-INT-R01.tusd1.org	0.30 %	30 Mbps	79 Mbps
31-Mar-18	Johnson_Inside.tusd.local	0.11 %	1.10 Mbps	95 Mbps
31-Mar-18	KELLOND_Inside.tusd.local	0.16 %	1.61 Mbps	95 Mbps
31-Mar-18	Lawrence_Inside.tusd.local	0.05 %	519 Kbps	2.83 Mbps
31-Mar-18	LINEWEAVER_Inside.tusd.local	0.03 %	250 Kbps	2.36 Mbps
31-Mar-18	MAGEE_Inside.tusd.local	0.06 %	647 Kbps	4.85 Mbps
31-Mar-18	Maldonado_Inside.tusd.local	0.03 %	311 Kbps	1.08 Mbps
31-Mar-18	MANSFELD_Inside.tusd.local	0.32 %	3.23 Mbps	98 Mbps
31-Mar-18	MANZO_Inside.tusd.local	0.03 %	317 Kbps	2.49 Mbps
31-Mar-18	MARSHALL_Inside.tusd.local	0.70 %	7.01 Mbps	101 Mbps
31-Mar-18	Maxwell_Inside.tusd.local	0.12 %	1.16 Mbps	29 Mbps
31-Mar-18	MEREDITH_Inside.tusd.local	0.05 %	509 Kbps	2.86 Mbps
31-Mar-18	MILES_Inside.tusd.local	0.06 %	611 Kbps	22 Mbps
31-Mar-18	Miller_Inside.tusd.local	0.06 %	618 Kbps	2.80 Mbps
31-Mar-18	MissionView_Inside.tusd.local	0.15 %	1.46 Mbps	100 Mbps
31-Mar-18	MYERS_Inside.tusd.local	0.16 %	1.64 Mbps	195 Mbps
31-Mar-18	NAYLOR_Inside.tusd.local	0.11 %	1.12 Mbps	5.82 Mbps
31-Mar-18	OCHOA_Inside.tusd.local	0.06 %	636 Kbps	61 Mbps
31-Mar-18	Oyama_Inside.tusd.local	0.10 %	989 Kbps	73 Mbps
31-Mar-18	PISTOR_Inside.tusd.local	0.15 %	1.45 Mbps	25 Mbps
31-Mar-18	ProjectMore_Inside.tusd.local	0.05 %	535 Kbps	6.04 Mbps
31-Mar-18	PUEBLO_Inside.tusd.local	0.18 %	1.80 Mbps	27 Mbps
31-Mar-18	PuebloGardens_Inside.tusd.local	0.10 %	975 Kbps	95 Mbps
31-Mar-18	ROBINS_Inside.tusd1.org	0.11 %	1.08 Mbps	79 Mbps
31-Mar-18	ROBISON_Inside.tusd.local	0.03 %	346 Kbps	3.73 Mbps
31-Mar-18	Rose_Inside.tusd.local	0.12 %	1.17 Mbps	4.82 Mbps
31-Mar-18	ROSKRUGE_Inside.tusd.local	0.07 %	702 Kbps	4.68 Mbps
31-Mar-18	SABINO_Inside.tusd.local	0.06 %	553 Kbps	5.17 Mbps





## TUSD Internet Usage AZMERIT

Date	Site Name	Average Utilization	Average bps	Peak bps
31-Mar-18	Safford_Inside.tusd.local	0.32 %	3.21 Mbps	96 Mbps
31-Mar-18	SANTARITA_Inside.tusd.local	0.09 %	871 Kbps	4.19 Mbps
31-Mar-18	SECRIST_Inside.tusd.local	0.04 %	441 Kbps	5.88 Mbps
31-Mar-18	SEWELL_Inside.tusd.local	0.02 %	239 Kbps	2.03 Mbps
31-Mar-18	SOLENG_Inside.tusd.local	0.04 %	402 Kbps	2.60 Mbps
31-Mar-18	STARR_Inside.tusd.local	0.06 %	598 Kbps	3.10 Mbps
31-Mar-18	STEELE_Inside.tusd.local	0.10 %	1.00 Mbps	95 Mbps
31-Mar-18	TOLSON_Inside.tusd.local	0.07 %	727 Kbps	39 Mbps
31-Mar-18	TRANSEAST_Inside.tusd.local	0.02 %	186 Kbps	1.08 Mbps
31-Mar-18	Tucson_Inside.tusd.local	0.51 %	5.11 Mbps	13 Mbps
31-Mar-18	TULLY_Inside.tusd.local	0.03 %	322 Kbps	2.56 Mbps
31-Mar-18	URQUIDES_Inside.tusd1.org	0.42 %	4.19 Mbps	98 Mbps
31-Mar-18	UTTERBACK_Inside.tusd.local	0.12 %	1.22 Mbps	36 Mbps
31-Mar-18	VAIL_Inside.tusd.local	0.12 %	1.17 Mbps	25 Mbps
31-Mar-18	VALENCIA_Inside.tusd.local	0.40 %	3.99 Mbps	10 Mbps
31-Mar-18	VanBuskirk_Inside.tusd.local	0.27 %	2.75 Mbps	96 Mbps
31-Mar-18	VESEY_Inside.tusd.local	0.06 %	616 Kbps	15 Mbps
31-Mar-18	Warren_Inside.tusd.local	0.09 %	913 Kbps	3.66 Mbps
31-Mar-18	WHEELER_Inside.tusd.local	0.15 %	1.52 Mbps	171 Mbps
31-Mar-18	WHITE_Inside.tusd.local	0.11 %	1.07 Mbps	95 Mbps
31-Mar-18	WHITMORE_Inside.tusd.local	0.06 %	580 Kbps	6.55 Mbps
31-Mar-18	WRIGHT_Inside.tusd.local	0.27 %	2.73 Mbps	108 Mbps
01-Apr-18	BANKS_Inside.tusd.local	0.03 %	317 Kbps	1.39 Mbps
01-Apr-18	BLENMAN_Inside.tusd.local	0.04 %	397 Kbps	5.37 Mbps
01-Apr-18	BLOOM_Inside.tusd.local	0.11 %	1.13 Mbps	48 Mbps
01-Apr-18	BONILLAS_Inside.tusd.local	0.03 %	282 Kbps	4.02 Mbps
01-Apr-18	BORMAN_Inside.tusd1.org	0.13 %	1.25 Mbps	96 Mbps
01-Apr-18	BORTON_Inside.tusd.local	0.08 %	834 Kbps	87 Mbps
01-Apr-18	CARRILLO_Inside.tusd.local	0.06 %	597 Kbps	10 Mbps
01-Apr-18	CATALINA_Inside.tusd.local	0.08 %	838 Kbps	4.98 Mbps
01-Apr-18	CAVETT_Inside.tusd.local	0.24 %	2.42 Mbps	168 Mbps
01-Apr-18	CHOLLA_Inside.tusd.local	0.10 %	961 Kbps	17 Mbps
01-Apr-18	COLLIER_Inside.tusd.local	0.04 %	403 Kbps	8.04 Mbps
01-Apr-18	CRAGIN_Inside.tusd.local	0.09 %	932 Kbps	59 Mbps
01-Apr-18	DAVIDSON_Inside.tusd.local	0.05 %	545 Kbps	8.02 Mbps
01-Apr-18	DAVIS_Inside.tusd.local	0.03 %	313 Kbps	2.89 Mbps
01-Apr-18	DIETZ_Inside.tusd.local	0.07 %	672 Kbps	27 Mbps
01-Apr-18	DODGE_Inside.tusd.local	0.04 %	445 Kbps	1.73 Mbps
01-Apr-18	DOOLEN_Inside.tusd.local	0.03 %	302 Kbps	2.74 Mbps
01-Apr-18	DRACHMAN_Inside.tusd.local	0.07 %	677 Kbps	6.80 Mbps
01-Apr-18	DUNHAM_Inside.tusd.local	0.03 %	268 Kbps	2.30 Mbps
01-Apr-18	ERICKSON_Inside.tusd.local	0.03 %	321 Kbps	2.14 Mbps
01-Apr-18	FICKETT_Inside.tusd.local	0.20 %	2.00 Mbps	5.13 Mbps
01-Apr-18	FORD_Inside.tusd.local	0.04 %	366 Kbps	4.25 Mbps
01-Apr-18	Fruchthendler_Inside.tusd.local	0.04 %	381 Kbps	2.52 Mbps
01-Apr-18	GALE_Inside.tusd.local	0.02 %	239 Kbps	917 Kbps
01-Apr-18	Gridley_Inside.tusd.local	0.14 %	1.40 Mbps	33 Mbps







## TUSD Internet Usage AZMERIT

Date	Site Name	Average Utilization	Average bps	Peak bps
01-Apr-18	Grijalva_Inside.tusd.local	0.03 %	280 Kbps	1.18 Mbps
01-Apr-18	HENRY_Inside.tusd.local	0.03 %	286 Kbps	2.80 Mbps
01-Apr-18	HOLLADAY_Inside.tusd.local	0.02 %	228 Kbps	1.11 Mbps
01-Apr-18	HOLLINGER_Inside.tusd.local	0.10 %	1.01 Mbps	96 Mbps
01-Apr-18	HOWELL_Inside.tusd.local	0.04 %	373 Kbps	4.85 Mbps
01-Apr-18	HUDLOW_Inside.tusd.local	0.10 %	960 Kbps	50 Mbps
01-Apr-18	Hughes_Inside.tusd.local	2.88 %	29 Mbps	38 Mbps
01-Apr-18	INV-INT-R01.tusd1.org	0.32 %	32 Mbps	175 Mbps
01-Apr-18	Johnson_Inside.tusd.local	0.03 %	278 Kbps	1.71 Mbps
01-Apr-18	KELLOND_Inside.tusd.local	0.03 %	341 Kbps	1.52 Mbps
01-Apr-18	Lawrence_Inside.tusd.local	0.10 %	953 Kbps	83 Mbps
01-Apr-18	LINEWEAVER_Inside.tusd.local	0.04 %	396 Kbps	3.17 Mbps
01-Apr-18	MAGEE_Inside.tusd.local	0.04 %	421 Kbps	3.55 Mbps
01-Apr-18	Maldonado_Inside.tusd.local	0.03 %	320 Kbps	2.28 Mbps
01-Apr-18	MANSFELD_Inside.tusd.local	0.12 %	1.17 Mbps	48 Mbps
01-Apr-18	MANZO_Inside.tusd.local	0.03 %	289 Kbps	1.72 Mbps
01-Apr-18	MARSHALL_Inside.tusd.local	0.53 %	5.31 Mbps	10 Mbps
01-Apr-18	Maxwell_Inside.tusd.local	0.09 %	911 Kbps	96 Mbps
01-Apr-18	MEREDITH_Inside.tusd.local	0.04 %	391 Kbps	1.81 Mbps
01-Apr-18	MILES_Inside.tusd.local	0.08 %	833 Kbps	73 Mbps
01-Apr-18	Miller_Inside.tusd.local	0.05 %	521 Kbps	2.41 Mbps
01-Apr-18	MissionView_Inside.tusd.local	0.09 %	919 Kbps	4.73 Mbps
01-Apr-18	MYERS_Inside.tusd.local	0.03 %	349 Kbps	5.71 Mbps
01-Apr-18	NAYLOR_Inside.tusd.local	0.05 %	461 Kbps	3.76 Mbps
01-Apr-18	OCHOA_Inside.tusd.local	0.02 %	217 Kbps	1.23 Mbps
01-Apr-18	Oyama_Inside.tusd.local	0.09 %	900 Kbps	95 Mbps
01-Apr-18	PISTOR_Inside.tusd.local	0.05 %	496 Kbps	3.95 Mbps
01-Apr-18	ProjectMore_Inside.tusd.local	0.03 %	346 Kbps	2.60 Mbps
01-Apr-18	PUEBLO_Inside.tusd.local	0.13 %	1.31 Mbps	18 Mbps
01-Apr-18	PuebloGardens_Inside.tusd.local	0.13 %	1.31 Mbps	67 Mbps
01-Apr-18	ROBINS_Inside.tusd1.org	0.09 %	915 Kbps	72 Mbps
01-Apr-18	ROBISON_Inside.tusd.local	0.02 %	230 Kbps	1.06 Mbps
01-Apr-18	Rose_Inside.tusd.local	0.16 %	1.64 Mbps	95 Mbps
01-Apr-18	ROSKRUGE_Inside.tusd.local	0.08 %	758 Kbps	31 Mbps
01-Apr-18	SABINO_Inside.tusd.local	0.06 %	590 Kbps	5.04 Mbps
01-Apr-18	Safford_Inside.tusd.local	0.17 %	1.66 Mbps	190 Mbps
01-Apr-18	SANTARITA_Inside.tusd.local	0.05 %	543 Kbps	4.36 Mbps
01-Apr-18	SECRIST_Inside.tusd.local	0.03 %	334 Kbps	2.75 Mbps
01-Apr-18	SEWELL_Inside.tusd.local	0.02 %	219 Kbps	986 Kbps
01-Apr-18	SOLENG_Inside.tusd.local	0.03 %	292 Kbps	2.45 Mbps
01-Apr-18	STARR_Inside.tusd.local	0.03 %	266 Kbps	1.45 Mbps
01-Apr-18	STEELE_Inside.tusd.local	0.09 %	901 Kbps	80 Mbps
01-Apr-18	TOLSON_Inside.tusd.local	0.11 %	1.09 Mbps	45 Mbps
01-Apr-18	TRANSEAST_Inside.tusd.local	0.02 %	186 Kbps	840 Kbps
01-Apr-18	Tucson_Inside.tusd.local	0.44 %	4.41 Mbps	16 Mbps
01-Apr-18	TULLY_Inside.tusd.local	0.02 %	244 Kbps	918 Kbps
01-Apr-18	URQUIDES_Inside.tusd1.org	0.12 %	1.20 Mbps	95 Mbps





## TUSD Internet Usage AZMERIT

Date	Site Name	Average Utilization	Average bps	Peak bps
01-Apr-18	UTTERBACK_Inside.tusd.local	0.03 %	333 Kbps	2.19 Mbps
01-Apr-18	VAIL_Inside.tusd.local	0.04 %	378 Kbps	4.45 Mbps
01-Apr-18	VALENCIA_Inside.tusd.local	0.38 %	3.78 Mbps	50 Mbps
01-Apr-18	VanBuskirk_Inside.tusd.local	0.21 %	2.08 Mbps	96 Mbps
01-Apr-18	VESEY_Inside.tusd.local	0.10 %	987 Kbps	31 Mbps
01-Apr-18	Warren_Inside.tusd.local	0.09 %	871 Kbps	94 Mbps
01-Apr-18	WHEELER_Inside.tusd.local	0.04 %	414 Kbps	2.57 Mbps
01-Apr-18	WHITE_Inside.tusd.local	0.16 %	1.64 Mbps	95 Mbps
01-Apr-18	WHITMORE_Inside.tusd.local	0.03 %	307 Kbps	2.16 Mbps
01-Apr-18	WRIGHT_Inside.tusd.local	0.11 %	1.15 Mbps	75 Mbps
02-Apr-18	BANKS_Inside.tusd.local	0.57 %	5.73 Mbps	111 Mbps
02-Apr-18	BLNMAN_Inside.tusd.local	3.02 %	30 Mbps	333 Mbps
02-Apr-18	BLOOM_Inside.tusd.local	1.78 %	18 Mbps	282 Mbps
02-Apr-18	BONILLAS_Inside.tusd.local	3.59 %	36 Mbps	286 Mbps
02-Apr-18	BORMAN_Inside.tusd1.org	3.27 %	33 Mbps	247 Mbps
02-Apr-18	BORTON_Inside.tusd.local	3.45 %	34 Mbps	242 Mbps
02-Apr-18	CARRILLO_Inside.tusd.local	2.44 %	24 Mbps	236 Mbps
02-Apr-18	CATALINA_Inside.tusd.local	3.27 %	33 Mbps	136 Mbps
02-Apr-18	CAVETT_Inside.tusd.local	3.02 %	30 Mbps	198 Mbps
02-Apr-18	CHOLLA_Inside.tusd.local	6.62 %	66 Mbps	261 Mbps
02-Apr-18	COLLIER_Inside.tusd.local	0.21 %	2.14 Mbps	50 Mbps
02-Apr-18	CRAGIN_Inside.tusd.local	3.10 %	31 Mbps	338 Mbps
02-Apr-18	DAVIDSON_Inside.tusd.local	1.48 %	15 Mbps	254 Mbps
02-Apr-18	DAVIS_Inside.tusd.local	1.66 %	17 Mbps	217 Mbps
02-Apr-18	DIETZ_Inside.tusd.local	1.99 %	20 Mbps	218 Mbps
02-Apr-18	DODGE_Inside.tusd.local	0.81 %	8.07 Mbps	57 Mbps
02-Apr-18	DOOLEN_Inside.tusd.local	1.04 %	10 Mbps	84 Mbps
02-Apr-18	DRACHMAN_Inside.tusd.local	5.94 %	59 Mbps	505 Mbps
02-Apr-18	DUNHAM_Inside.tusd.local	0.72 %	7.24 Mbps	103 Mbps
02-Apr-18	ERICKSON_Inside.tusd.local	1.96 %	20 Mbps	161 Mbps
02-Apr-18	FICKETT_Inside.tusd.local	2.00 %	20 Mbps	103 Mbps
02-Apr-18	FORD_Inside.tusd.local	0.74 %	7.36 Mbps	103 Mbps
02-Apr-18	Fruchthendler_Inside.tusd.local	0.39 %	3.95 Mbps	100 Mbps
02-Apr-18	GALE_Inside.tusd.local	1.81 %	18 Mbps	234 Mbps
02-Apr-18	Gridley_Inside.tusd.local	2.63 %	26 Mbps	320 Mbps
02-Apr-18	Grijalva_Inside.tusd.local	3.93 %	39 Mbps	369 Mbps
02-Apr-18	HENRY_Inside.tusd.local	2.10 %	21 Mbps	248 Mbps
02-Apr-18	HOLLADAY_Inside.tusd.local	0.46 %	4.59 Mbps	73 Mbps
02-Apr-18	HOLLINGER_Inside.tusd.local	2.60 %	26 Mbps	280 Mbps
02-Apr-18	HOWELL_Inside.tusd.local	1.27 %	13 Mbps	125 Mbps
02-Apr-18	HUDLOW_Inside.tusd.local	1.35 %	13 Mbps	150 Mbps
02-Apr-18	Hughes_Inside.tusd.local	3.13 %	31 Mbps	395 Mbps
02-Apr-18	INV-INT-R01.tusd1.org	8.60 %	860 Mbps	2.7 Gbps
02-Apr-18	Johnson_Inside.tusd.local	1.55 %	16 Mbps	134 Mbps
02-Apr-18	KELLOND_Inside.tusd.local	1.84 %	18 Mbps	342 Mbps
02-Apr-18	Lawrence_Inside.tusd.local	1.18 %	12 Mbps	105 Mbps
02-Apr-18	LINEWEAVER_Inside.tusd.local	6.00 %	60 Mbps	413 Mbps





## TUSD Internet Usage AZMERIT

Date	Site Name	Average Utilization	Average bps	Peak bps
02-Apr-18	MAGEE_Inside.tusd.local	0.91 %	9 Mbps	53 Mbps
02-Apr-18	Maldonado_Inside.tusd.local	1.01 %	10 Mbps	263 Mbps
02-Apr-18	MANSFELD_Inside.tusd.local	5.39 %	54 Mbps	380 Mbps
02-Apr-18	MANZO_Inside.tusd.local	3.05 %	30 Mbps	178 Mbps
02-Apr-18	MARSHALL_Inside.tusd.local	0.91 %	9 Mbps	187 Mbps
02-Apr-18	Maxwell_Inside.tusd.local	2.73 %	27 Mbps	229 Mbps
02-Apr-18	MEREDITH_Inside.tusd.local	1.28 %	13 Mbps	174 Mbps
02-Apr-18	MILES_Inside.tusd.local	3.11 %	31 Mbps	193 Mbps
02-Apr-18	Miller_Inside.tusd.local	2.64 %	26 Mbps	306 Mbps
02-Apr-18	MissionView_Inside.tusd.local	1.21 %	12 Mbps	97 Mbps
02-Apr-18	MYERS_Inside.tusd.local	2.63 %	26 Mbps	298 Mbps
02-Apr-18	NAYLOR_Inside.tusd.local	0.88 %	8.82 Mbps	46 Mbps
02-Apr-18	OCHOA_Inside.tusd.local	2.03 %	20 Mbps	162 Mbps
02-Apr-18	Oyama_Inside.tusd.local	1.10 %	11 Mbps	160 Mbps
02-Apr-18	PISTOR_Inside.tusd.local	1.46 %	15 Mbps	71 Mbps
02-Apr-18	ProjectMore_Inside.tusd.local	0.66 %	6.57 Mbps	40 Mbps
02-Apr-18	PUEBLO_Inside.tusd.local	6.14 %	61 Mbps	264 Mbps
02-Apr-18	PuebloGardens_Inside.tusd.local	2.10 %	21 Mbps	134 Mbps
02-Apr-18	ROBINS_Inside.tusd1.org	3.67 %	37 Mbps	321 Mbps
02-Apr-18	ROBISON_Inside.tusd.local	3.04 %	30 Mbps	242 Mbps
02-Apr-18	Rose_Inside.tusd.local	5.38 %	54 Mbps	455 Mbps
02-Apr-18	ROSKRUGE_Inside.tusd.local	1.23 %	12 Mbps	77 Mbps
02-Apr-18	SABINO_Inside.tusd.local	1.79 %	18 Mbps	88 Mbps
02-Apr-18	Safford_Inside.tusd.local	4.04 %	40 Mbps	284 Mbps
02-Apr-18	SANTARITA_Inside.tusd.local	2.16 %	22 Mbps	163 Mbps
02-Apr-18	SECRIST_Inside.tusd.local	0.66 %	6.57 Mbps	31 Mbps
02-Apr-18	SEWELL_Inside.tusd.local	1.92 %	19 Mbps	224 Mbps
02-Apr-18	SOLENG_Inside.tusd.local	1.97 %	20 Mbps	203 Mbps
02-Apr-18	STARR_Inside.tusd.local	0.83 %	8.31 Mbps	227 Mbps
02-Apr-18	STEELE_Inside.tusd.local	0.77 %	7.74 Mbps	209 Mbps
02-Apr-18	TOLSON_Inside.tusd.local	1.83 %	18 Mbps	171 Mbps
02-Apr-18	TRANSEAST_Inside.tusd.local	0.30 %	2.96 Mbps	17 Mbps
02-Apr-18	Tucson_Inside.tusd.local	9.34 %	93 Mbps	369 Mbps
02-Apr-18	TULLY_Inside.tusd.local	1.42 %	14 Mbps	168 Mbps
02-Apr-18	URQUIDES_Inside.tusd1.org	3.10 %	31 Mbps	309 Mbps
02-Apr-18	UTTERBACK_Inside.tusd.local	1.32 %	13 Mbps	69 Mbps
02-Apr-18	VAIL_Inside.tusd.local	1.69 %	17 Mbps	70 Mbps
02-Apr-18	VALENCIA_Inside.tusd.local	2.60 %	26 Mbps	291 Mbps
02-Apr-18	VanBuskirk_Inside.tusd.local	1.15 %	12 Mbps	148 Mbps
02-Apr-18	VESEY_Inside.tusd.local	3.46 %	35 Mbps	280 Mbps
02-Apr-18	Warren_Inside.tusd.local	2.48 %	25 Mbps	276 Mbps
02-Apr-18	WHEELER_Inside.tusd.local	2.46 %	25 Mbps	181 Mbps
02-Apr-18	WHITE_Inside.tusd.local	8.28 %	83 Mbps	404 Mbps
02-Apr-18	WHITMORE_Inside.tusd.local	0.89 %	8.88 Mbps	88 Mbps
02-Apr-18	WRIGHT_Inside.tusd.local	1.54 %	15 Mbps	318 Mbps
03-Apr-18	BANKS_Inside.tusd.local	0.28 %	2.85 Mbps	17 Mbps
03-Apr-18	BLENMAN_Inside.tusd.local	1.93 %	19 Mbps	205 Mbps





## TUSD Internet Usage AZMERIT

Date	Site Name	Average Utilization	Average bps	Peak bps
03-Apr-18	BLOOM_Inside.tusd.local	0.99 %	10 Mbps	81 Mbps
03-Apr-18	BONILLAS_Inside.tusd.local	2.67 %	27 Mbps	181 Mbps
03-Apr-18	BORMAN_Inside.tusd1.org	1.20 %	12 Mbps	184 Mbps
03-Apr-18	BORTON_Inside.tusd.local	1.45 %	15 Mbps	229 Mbps
03-Apr-18	CARRILLO_Inside.tusd.local	2.39 %	24 Mbps	161 Mbps
03-Apr-18	CATALINA_Inside.tusd.local	3.39 %	34 Mbps	134 Mbps
03-Apr-18	CAVETT_Inside.tusd.local	2.42 %	24 Mbps	311 Mbps
03-Apr-18	CHOLLA_Inside.tusd.local	6.90 %	69 Mbps	236 Mbps
03-Apr-18	COLLIER_Inside.tusd.local	0.22 %	2.17 Mbps	30 Mbps
03-Apr-18	CRAGIN_Inside.tusd.local	0.48 %	4.81 Mbps	53 Mbps
03-Apr-18	DAVIDSON_Inside.tusd.local	0.60 %	5.96 Mbps	72 Mbps
03-Apr-18	DAVIS_Inside.tusd.local	2.14 %	21 Mbps	187 Mbps
03-Apr-18	DIETZ_Inside.tusd.local	4.07 %	41 Mbps	290 Mbps
03-Apr-18	DODGE_Inside.tusd.local	0.58 %	5.80 Mbps	54 Mbps
03-Apr-18	DOOLEN_Inside.tusd.local	1.15 %	12 Mbps	73 Mbps
03-Apr-18	DRACHMAN_Inside.tusd.local	2.61 %	26 Mbps	281 Mbps
03-Apr-18	DUNHAM_Inside.tusd.local	0.27 %	2.67 Mbps	45 Mbps
03-Apr-18	ERICKSON_Inside.tusd.local	1.63 %	16 Mbps	169 Mbps
03-Apr-18	FICKETT_Inside.tusd.local	2.76 %	28 Mbps	133 Mbps
03-Apr-18	FORD_Inside.tusd.local	3.07 %	31 Mbps	283 Mbps
03-Apr-18	Fruchthendler_Inside.tusd.local	0.58 %	5.78 Mbps	97 Mbps
03-Apr-18	GALE_Inside.tusd.local	0.76 %	7.56 Mbps	88 Mbps
03-Apr-18	Gridley_Inside.tusd.local	2.00 %	20 Mbps	156 Mbps
03-Apr-18	Grijalva_Inside.tusd.local	2.60 %	26 Mbps	312 Mbps
03-Apr-18	HENRY_Inside.tusd.local	1.02 %	10 Mbps	111 Mbps
03-Apr-18	HOLLADAY_Inside.tusd.local	0.18 %	1.83 Mbps	19 Mbps
03-Apr-18	HOLLINGER_Inside.tusd.local	4.34 %	43 Mbps	309 Mbps
03-Apr-18	HOWELL_Inside.tusd.local	0.49 %	4.90 Mbps	99 Mbps
03-Apr-18	HUDLOW_Inside.tusd.local	0.53 %	5.32 Mbps	131 Mbps
03-Apr-18	Hughes_Inside.tusd.local	1.48 %	15 Mbps	293 Mbps
03-Apr-18	INV-INT-R01.tusd1.org	9.78 %	978 Mbps	3.0 Gbps
03-Apr-18	Johnson_Inside.tusd.local	0.60 %	6.03 Mbps	106 Mbps
03-Apr-18	KELLOND_Inside.tusd.local	2.86 %	29 Mbps	325 Mbps
03-Apr-18	Lawrence_Inside.tusd.local	3.37 %	34 Mbps	211 Mbps
03-Apr-18	LINEWEAVER_Inside.tusd.local	3.16 %	32 Mbps	293 Mbps
03-Apr-18	MAGEE_Inside.tusd.local	0.96 %	10 Mbps	95 Mbps
03-Apr-18	Maldonado_Inside.tusd.local	1.06 %	11 Mbps	207 Mbps
03-Apr-18	MANSFELD_Inside.tusd.local	8.48 %	85 Mbps	538 Mbps
03-Apr-18	MANZO_Inside.tusd.local	1.20 %	12 Mbps	205 Mbps
03-Apr-18	MARSHALL_Inside.tusd.local	0.53 %	5.32 Mbps	73 Mbps
03-Apr-18	Maxwell_Inside.tusd.local	0.98 %	10 Mbps	97 Mbps
03-Apr-18	MEREDITH_Inside.tusd.local	2.76 %	28 Mbps	165 Mbps
03-Apr-18	MILES_Inside.tusd.local	2.33 %	23 Mbps	166 Mbps
03-Apr-18	Miller_Inside.tusd.local	3.03 %	30 Mbps	388 Mbps
03-Apr-18	MissionView_Inside.tusd.local	1.00 %	10 Mbps	217 Mbps
03-Apr-18	MYERS_Inside.tusd.local	0.93 %	9 Mbps	226 Mbps
03-Apr-18	NAYLOR_Inside.tusd.local	0.98 %	10 Mbps	101 Mbps





## TUSD Internet Usage AZMERIT

Date	Site Name	Average Utilization	Average bps	Peak bps
03-Apr-18	OCHOA_Inside.tusd.local	1.45 %	14 Mbps	211 Mbps
03-Apr-18	Oyama_Inside.tusd.local	0.69 %	6.94 Mbps	118 Mbps
03-Apr-18	PISTOR_Inside.tusd.local	1.50 %	15 Mbps	56 Mbps
03-Apr-18	ProjectMore_Inside.tusd.local	0.68 %	6.83 Mbps	49 Mbps
03-Apr-18	PUEBLO_Inside.tusd.local	5.56 %	56 Mbps	229 Mbps
03-Apr-18	PuebloGardens_Inside.tusd.local	2.30 %	23 Mbps	263 Mbps
03-Apr-18	ROBINS_Inside.tusd1.org	4.37 %	44 Mbps	319 Mbps
03-Apr-18	ROBISON_Inside.tusd.local	1.21 %	12 Mbps	151 Mbps
03-Apr-18	Rose_Inside.tusd.local	2.72 %	27 Mbps	257 Mbps
03-Apr-18	ROSKRUGE_Inside.tusd.local	1.58 %	16 Mbps	70 Mbps
03-Apr-18	SABINO_Inside.tusd.local	2.05 %	20 Mbps	106 Mbps
03-Apr-18	Safford_Inside.tusd.local	4.38 %	44 Mbps	388 Mbps
03-Apr-18	SANTARITA_Inside.tusd.local	2.10 %	21 Mbps	209 Mbps
03-Apr-18	SECRIST_Inside.tusd.local	0.68 %	6.78 Mbps	35 Mbps
03-Apr-18	SEWELL_Inside.tusd.local	1.17 %	12 Mbps	144 Mbps
03-Apr-18	SOLENG_Inside.tusd.local	2.07 %	21 Mbps	130 Mbps
03-Apr-18	STARR_Inside.tusd.local	1.78 %	18 Mbps	133 Mbps
03-Apr-18	STEELE_Inside.tusd.local	0.46 %	4.61 Mbps	71 Mbps
03-Apr-18	TOLSON_Inside.tusd.local	1.05 %	11 Mbps	130 Mbps
03-Apr-18	TRANSEAST_Inside.tusd.local	0.31 %	3.10 Mbps	12 Mbps
03-Apr-18	Tucson_Inside.tusd.local	10.79 %	108 Mbps	436 Mbps
03-Apr-18	TULLY_Inside.tusd.local	2.09 %	21 Mbps	129 Mbps
03-Apr-18	URQUIDES_Inside.tusd1.org	1.38 %	14 Mbps	218 Mbps
03-Apr-18	UTTERBACK_Inside.tusd.local	1.40 %	14 Mbps	117 Mbps
03-Apr-18	VAIL_Inside.tusd.local	1.69 %	17 Mbps	66 Mbps
03-Apr-18	VALENCIA_Inside.tusd.local	2.59 %	26 Mbps	170 Mbps
03-Apr-18	VanBuskirk_Inside.tusd.local	0.46 %	4.60 Mbps	105 Mbps
03-Apr-18	VESEY_Inside.tusd.local	4.95 %	49 Mbps	427 Mbps
03-Apr-18	Warren_Inside.tusd.local	1.61 %	16 Mbps	298 Mbps
03-Apr-18	WHEELER_Inside.tusd.local	1.30 %	13 Mbps	209 Mbps
03-Apr-18	WHITE_Inside.tusd.local	4.40 %	44 Mbps	385 Mbps
03-Apr-18	WHITMORE_Inside.tusd.local	0.65 %	6.49 Mbps	102 Mbps
03-Apr-18	WRIGHT_Inside.tusd.local	0.99 %	10 Mbps	117 Mbps
04-Apr-18	BANKS_Inside.tusd.local	0.39 %	3.95 Mbps	25 Mbps
04-Apr-18	BLNMAN_Inside.tusd.local	1.09 %	11 Mbps	184 Mbps
04-Apr-18	BLOOM_Inside.tusd.local	0.57 %	5.69 Mbps	96 Mbps
04-Apr-18	BONILLAS_Inside.tusd.local	0.62 %	6.23 Mbps	48 Mbps
04-Apr-18	BORMAN_Inside.tusd1.org	0.99 %	10 Mbps	82 Mbps
04-Apr-18	BORTON_Inside.tusd.local	0.86 %	8.64 Mbps	175 Mbps
04-Apr-18	CARRILLO_Inside.tusd.local	1.71 %	17 Mbps	155 Mbps
04-Apr-18	CATALINA_Inside.tusd.local	3.55 %	35 Mbps	125 Mbps
04-Apr-18	CAVETT_Inside.tusd.local	1.08 %	11 Mbps	134 Mbps
04-Apr-18	CHOLLA_Inside.tusd.local	6.60 %	66 Mbps	297 Mbps
04-Apr-18	COLLIER_Inside.tusd.local	0.31 %	3.11 Mbps	60 Mbps
04-Apr-18	CRAGIN_Inside.tusd.local	0.56 %	5.61 Mbps	46 Mbps
04-Apr-18	DAVIDSON_Inside.tusd.local	0.54 %	5.37 Mbps	107 Mbps
04-Apr-18	DAVIS_Inside.tusd.local	0.98 %	10 Mbps	146 Mbps





## TUSD Internet Usage AZMERIT

Date	Site Name	Average Utilization	Average bps	Peak bps
04-Apr-18	DIETZ_Inside.tusd.local	3.40 %	34 Mbps	224 Mbps
04-Apr-18	DODGE_Inside.tusd.local	0.53 %	5.34 Mbps	35 Mbps
04-Apr-18	DOOLEN_Inside.tusd.local	1.15 %	11 Mbps	52 Mbps
04-Apr-18	DRACHMAN_Inside.tusd.local	2.97 %	30 Mbps	375 Mbps
04-Apr-18	DUNHAM_Inside.tusd.local	0.55 %	5.49 Mbps	115 Mbps
04-Apr-18	ERICKSON_Inside.tusd.local	0.73 %	7.26 Mbps	108 Mbps
04-Apr-18	FICKETT_Inside.tusd.local	2.87 %	29 Mbps	126 Mbps
04-Apr-18	FORD_Inside.tusd.local	0.93 %	9 Mbps	156 Mbps
04-Apr-18	Fruchthendler_Inside.tusd.local	0.90 %	9 Mbps	112 Mbps
04-Apr-18	GALE_Inside.tusd.local	0.79 %	7.95 Mbps	129 Mbps
04-Apr-18	Gridley_Inside.tusd.local	1.78 %	18 Mbps	205 Mbps
04-Apr-18	Grijalva_Inside.tusd.local	1.24 %	12 Mbps	360 Mbps
04-Apr-18	HENRY_Inside.tusd.local	1.05 %	10 Mbps	171 Mbps
04-Apr-18	HOLLADAY_Inside.tusd.local	0.17 %	1.68 Mbps	19 Mbps
04-Apr-18	HOLLINGER_Inside.tusd.local	2.10 %	21 Mbps	277 Mbps
04-Apr-18	HOWELL_Inside.tusd.local	0.54 %	5.39 Mbps	114 Mbps
04-Apr-18	HUDLOW_Inside.tusd.local	0.81 %	8.09 Mbps	105 Mbps
04-Apr-18	Hughes_Inside.tusd.local	0.67 %	6.65 Mbps	122 Mbps
04-Apr-18	INV-INT-R01.tusd1.org	8.31 %	831 Mbps	3.1 Gbps
04-Apr-18	Johnson_Inside.tusd.local	0.69 %	6.87 Mbps	53 Mbps
04-Apr-18	KELLOND_Inside.tusd.local	1.82 %	18 Mbps	233 Mbps
04-Apr-18	Lawrence_Inside.tusd.local	1.20 %	12 Mbps	118 Mbps
04-Apr-18	LINEWEAVER_Inside.tusd.local	1.09 %	11 Mbps	82 Mbps
04-Apr-18	MAGEE_Inside.tusd.local	0.96 %	10 Mbps	53 Mbps
04-Apr-18	Maldonado_Inside.tusd.local	0.53 %	5.31 Mbps	122 Mbps
04-Apr-18	MANSFELD_Inside.tusd.local	4.84 %	48 Mbps	271 Mbps
04-Apr-18	MANZO_Inside.tusd.local	0.79 %	7.87 Mbps	35 Mbps
04-Apr-18	MARSHALL_Inside.tusd.local	0.52 %	5.20 Mbps	22 Mbps
04-Apr-18	Maxwell_Inside.tusd.local	1.03 %	10 Mbps	79 Mbps
04-Apr-18	MEREDITH_Inside.tusd.local	1.21 %	12 Mbps	104 Mbps
04-Apr-18	MILES_Inside.tusd.local	0.35 %	3.46 Mbps	30 Mbps
04-Apr-18	Miller_Inside.tusd.local	1.71 %	17 Mbps	334 Mbps
04-Apr-18	MissionView_Inside.tusd.local	0.47 %	4.66 Mbps	60 Mbps
04-Apr-18	MYERS_Inside.tusd.local	0.64 %	6.36 Mbps	80 Mbps
04-Apr-18	NAYLOR_Inside.tusd.local	0.89 %	8.91 Mbps	52 Mbps
04-Apr-18	OCHOA_Inside.tusd.local	1.47 %	15 Mbps	193 Mbps
04-Apr-18	Oyama_Inside.tusd.local	0.50 %	5.02 Mbps	50 Mbps
04-Apr-18	PISTOR_Inside.tusd.local	1.54 %	15 Mbps	88 Mbps
04-Apr-18	ProjectMore_Inside.tusd.local	0.63 %	6.26 Mbps	37 Mbps
04-Apr-18	PUEBLO_Inside.tusd.local	6.51 %	65 Mbps	285 Mbps
04-Apr-18	PuebloGardens_Inside.tusd.local	0.87 %	8.72 Mbps	81 Mbps
04-Apr-18	ROBINS_Inside.tusd1.org	1.95 %	19 Mbps	148 Mbps
04-Apr-18	ROBISON_Inside.tusd.local	0.57 %	5.72 Mbps	73 Mbps
04-Apr-18	Rose_Inside.tusd.local	1.86 %	19 Mbps	409 Mbps
04-Apr-18	ROSKRUGE_Inside.tusd.local	1.05 %	10 Mbps	63 Mbps
04-Apr-18	SABINO_Inside.tusd.local	1.63 %	16 Mbps	72 Mbps
04-Apr-18	Safford_Inside.tusd.local	1.98 %	20 Mbps	299 Mbps





## TUSD Internet Usage AZMERIT

Date	Site Name	Average Utilization	Average bps	Peak bps
04-Apr-18	SANTARITA_Inside.tusd.local	1.86 %	19 Mbps	92 Mbps
04-Apr-18	SECRIST_Inside.tusd.local	0.65 %	6.45 Mbps	31 Mbps
04-Apr-18	SEWELL_Inside.tusd.local	0.89 %	8.92 Mbps	100 Mbps
04-Apr-18	SOLENG_Inside.tusd.local	0.42 %	4.19 Mbps	58 Mbps
04-Apr-18	STARR_Inside.tusd.local	1.63 %	16 Mbps	62 Mbps
04-Apr-18	STEELE_Inside.tusd.local	0.58 %	5.83 Mbps	51 Mbps
04-Apr-18	TOLSON_Inside.tusd.local	0.60 %	6.04 Mbps	151 Mbps
04-Apr-18	TRANSEAST_Inside.tusd.local	0.22 %	2.23 Mbps	21 Mbps
04-Apr-18	Tucson_Inside.tusd.local	7.27 %	73 Mbps	268 Mbps
04-Apr-18	TULLY_Inside.tusd.local	1.15 %	12 Mbps	88 Mbps
04-Apr-18	URQUIDES_Inside.tusd1.org	1.14 %	11 Mbps	153 Mbps
04-Apr-18	UTTERBACK_Inside.tusd.local	1.04 %	10 Mbps	68 Mbps
04-Apr-18	VAIL_Inside.tusd.local	1.65 %	17 Mbps	79 Mbps
04-Apr-18	VALENCIA_Inside.tusd.local	1.78 %	18 Mbps	70 Mbps
04-Apr-18	VanBuskirk_Inside.tusd.local	0.34 %	3.44 Mbps	64 Mbps
04-Apr-18	VESEY_Inside.tusd.local	1.21 %	12 Mbps	148 Mbps
04-Apr-18	Warren_Inside.tusd.local	0.86 %	8.63 Mbps	118 Mbps
04-Apr-18	WHEELER_Inside.tusd.local	0.79 %	7.88 Mbps	139 Mbps
04-Apr-18	WHITE_Inside.tusd.local	1.79 %	18 Mbps	124 Mbps
04-Apr-18	WHITMORE_Inside.tusd.local	0.43 %	4.35 Mbps	191 Mbps
04-Apr-18	WRIGHT_Inside.tusd.local	0.75 %	7.46 Mbps	116 Mbps
05-Apr-18	BANKS_Inside.tusd.local	0.34 %	3.40 Mbps	41 Mbps
05-Apr-18	BLNEMAN_Inside.tusd.local	1.26 %	13 Mbps	88 Mbps
05-Apr-18	BLOOM_Inside.tusd.local	0.89 %	8.85 Mbps	102 Mbps
05-Apr-18	BONILLAS_Inside.tusd.local	1.32 %	13 Mbps	135 Mbps
05-Apr-18	BORMAN_Inside.tusd1.org	0.96 %	10 Mbps	95 Mbps
05-Apr-18	BORTON_Inside.tusd.local	0.63 %	6.26 Mbps	93 Mbps
05-Apr-18	CARRILLO_Inside.tusd.local	1.22 %	12 Mbps	128 Mbps
05-Apr-18	CATALINA_Inside.tusd.local	4.17 %	42 Mbps	179 Mbps
05-Apr-18	CAVETT_Inside.tusd.local	1.32 %	13 Mbps	131 Mbps
05-Apr-18	CHOLLA_Inside.tusd.local	8.62 %	86 Mbps	327 Mbps
05-Apr-18	COLLIER_Inside.tusd.local	0.38 %	3.82 Mbps	36 Mbps
05-Apr-18	CRAGIN_Inside.tusd.local	0.94 %	9 Mbps	118 Mbps
05-Apr-18	DAVIDSON_Inside.tusd.local	0.54 %	5.41 Mbps	75 Mbps
05-Apr-18	DAVIS_Inside.tusd.local	1.91 %	19 Mbps	240 Mbps
05-Apr-18	DIETZ_Inside.tusd.local	2.11 %	21 Mbps	182 Mbps
05-Apr-18	DODGE_Inside.tusd.local	0.80 %	8.03 Mbps	32 Mbps
05-Apr-18	DOOLEN_Inside.tusd.local	1.41 %	14 Mbps	94 Mbps
05-Apr-18	DRACHMAN_Inside.tusd.local	2.24 %	22 Mbps	296 Mbps
05-Apr-18	DUNHAM_Inside.tusd.local	0.53 %	5.32 Mbps	96 Mbps
05-Apr-18	ERICKSON_Inside.tusd.local	1.25 %	12 Mbps	126 Mbps
05-Apr-18	FICKETT_Inside.tusd.local	3.43 %	34 Mbps	124 Mbps
05-Apr-18	FORD_Inside.tusd.local	0.77 %	7.73 Mbps	107 Mbps
05-Apr-18	Fruchthendler_Inside.tusd.local	0.57 %	5.71 Mbps	95 Mbps
05-Apr-18	GALE_Inside.tusd.local	0.60 %	5.97 Mbps	102 Mbps
05-Apr-18	Gridley_Inside.tusd.local	2.10 %	21 Mbps	134 Mbps
05-Apr-18	Grijalva_Inside.tusd.local	1.00 %	10 Mbps	209 Mbps





## TUSD Internet Usage AZMERIT

Date	Site Name	Average Utilization	Average bps	Peak bps
05-Apr-18	HENRY_Inside.tusd.local	0.51 %	5.12 Mbps	92 Mbps
05-Apr-18	HOLLADAY_Inside.tusd.local	0.70 %	6.98 Mbps	166 Mbps
05-Apr-18	HOLLINGER_Inside.tusd.local	1.69 %	17 Mbps	135 Mbps
05-Apr-18	HOWELL_Inside.tusd.local	0.53 %	5.32 Mbps	71 Mbps
05-Apr-18	HUDLOW_Inside.tusd.local	1.21 %	12 Mbps	112 Mbps
05-Apr-18	Hughes_Inside.tusd.local	1.69 %	17 Mbps	152 Mbps
05-Apr-18	INV-INT-R01.tusd1.org	9.35 %	935 Mbps	2.9 Gbps
05-Apr-18	Johnson_Inside.tusd.local	0.84 %	8.39 Mbps	72 Mbps
05-Apr-18	KELLOND_Inside.tusd.local	1.69 %	17 Mbps	140 Mbps
05-Apr-18	Lawrence_Inside.tusd.local	0.70 %	6.96 Mbps	39 Mbps
05-Apr-18	LINEWEAVER_Inside.tusd.local	1.76 %	18 Mbps	139 Mbps
05-Apr-18	MAGEE_Inside.tusd.local	1.24 %	12 Mbps	57 Mbps
05-Apr-18	Maldonado_Inside.tusd.local	0.32 %	3.23 Mbps	65 Mbps
05-Apr-18	MANSFELD_Inside.tusd.local	5.39 %	54 Mbps	381 Mbps
05-Apr-18	MANZO_Inside.tusd.local	0.60 %	5.95 Mbps	37 Mbps
05-Apr-18	MARSHALL_Inside.tusd.local	0.80 %	7.99 Mbps	105 Mbps
05-Apr-18	Maxwell_Inside.tusd.local	0.62 %	6.23 Mbps	34 Mbps
05-Apr-18	MEREDITH_Inside.tusd.local	2.32 %	23 Mbps	142 Mbps
05-Apr-18	MILES_Inside.tusd.local	1.69 %	17 Mbps	73 Mbps
05-Apr-18	Miller_Inside.tusd.local	1.36 %	14 Mbps	166 Mbps
05-Apr-18	MissionView_Inside.tusd.local	0.28 %	2.81 Mbps	41 Mbps
05-Apr-18	MYERS_Inside.tusd.local	1.57 %	16 Mbps	166 Mbps
05-Apr-18	NAYLOR_Inside.tusd.local	1.35 %	13 Mbps	46 Mbps
05-Apr-18	OCHOA_Inside.tusd.local	0.38 %	3.76 Mbps	16 Mbps
05-Apr-18	Oyama_Inside.tusd.local	0.71 %	7.05 Mbps	99 Mbps
05-Apr-18	PISTOR_Inside.tusd.local	1.81 %	18 Mbps	79 Mbps
05-Apr-18	ProjectMore_Inside.tusd.local	0.79 %	7.94 Mbps	46 Mbps
05-Apr-18	PUEBLO_Inside.tusd.local	7.74 %	77 Mbps	370 Mbps
05-Apr-18	PuebloGardens_Inside.tusd.local	0.91 %	9 Mbps	192 Mbps
05-Apr-18	ROBINS_Inside.tusd1.org	1.38 %	14 Mbps	90 Mbps
05-Apr-18	ROBISON_Inside.tusd.local	0.43 %	4.32 Mbps	72 Mbps
05-Apr-18	Rose_Inside.tusd.local	1.94 %	19 Mbps	391 Mbps
05-Apr-18	ROSKRUGE_Inside.tusd.local	1.25 %	12 Mbps	49 Mbps
05-Apr-18	SABINO_Inside.tusd.local	2.41 %	24 Mbps	103 Mbps
05-Apr-18	Safford_Inside.tusd.local	2.11 %	21 Mbps	163 Mbps
05-Apr-18	SANTARITA_Inside.tusd.local	2.04 %	20 Mbps	96 Mbps
05-Apr-18	SECRIST_Inside.tusd.local	1.04 %	10 Mbps	44 Mbps
05-Apr-18	SEWELL_Inside.tusd.local	0.35 %	3.51 Mbps	20 Mbps
05-Apr-18	SOLENG_Inside.tusd.local	1.06 %	11 Mbps	243 Mbps
05-Apr-18	STARR_Inside.tusd.local	0.55 %	5.53 Mbps	73 Mbps
05-Apr-18	STEELE_Inside.tusd.local	0.50 %	4.95 Mbps	32 Mbps
05-Apr-18	TOLSON_Inside.tusd.local	1.32 %	13 Mbps	76 Mbps
05-Apr-18	TRANSEAST_Inside.tusd.local	0.24 %	2.38 Mbps	14 Mbps
05-Apr-18	Tucson_Inside.tusd.local	9.52 %	95 Mbps	396 Mbps
05-Apr-18	TULLY_Inside.tusd.local	0.96 %	10 Mbps	106 Mbps
05-Apr-18	URQUIDES_Inside.tusd1.org	1.64 %	16 Mbps	164 Mbps
05-Apr-18	UTTERBACK_Inside.tusd.local	1.90 %	19 Mbps	92 Mbps







## TUSD Internet Usage AZMERIT

Date	Site Name	Average Utilization	Average bps	Peak bps
05-Apr-18	VAIL_Inside.tusd.local	2.31 %	23 Mbps	86 Mbps
05-Apr-18	VALENCIA_Inside.tusd.local	3.04 %	30 Mbps	197 Mbps
05-Apr-18	VanBuskirk_Inside.tusd.local	0.42 %	4.20 Mbps	74 Mbps
05-Apr-18	VESEY_Inside.tusd.local	0.97 %	10 Mbps	132 Mbps
05-Apr-18	Warren_Inside.tusd.local	1.00 %	10 Mbps	219 Mbps
05-Apr-18	WHEELER_Inside.tusd.local	0.82 %	8.23 Mbps	130 Mbps
05-Apr-18	WHITE_Inside.tusd.local	1.44 %	14 Mbps	154 Mbps
05-Apr-18	WHITMORE_Inside.tusd.local	0.42 %	4.17 Mbps	61 Mbps
05-Apr-18	WRIGHT_Inside.tusd.local	0.88 %	8.76 Mbps	101 Mbps
06-Apr-18	BANKS_Inside.tusd.local	0.46 %	4.63 Mbps	107 Mbps
06-Apr-18	BLENMAN_Inside.tusd.local	0.92 %	9 Mbps	101 Mbps
06-Apr-18	BLOOM_Inside.tusd.local	0.83 %	8.28 Mbps	27 Mbps
06-Apr-18	BONILLAS_Inside.tusd.local	0.55 %	5.47 Mbps	96 Mbps
06-Apr-18	BORMAN_Inside.tusd1.org	0.47 %	4.73 Mbps	33 Mbps
06-Apr-18	BORTON_Inside.tusd.local	0.61 %	6.11 Mbps	143 Mbps
06-Apr-18	CARRILLO_Inside.tusd.local	0.81 %	8.09 Mbps	87 Mbps
06-Apr-18	CATALINA_Inside.tusd.local	3.97 %	40 Mbps	155 Mbps
06-Apr-18	CAVETT_Inside.tusd.local	0.83 %	8.34 Mbps	43 Mbps
06-Apr-18	CHOLLA_Inside.tusd.local	7.87 %	79 Mbps	309 Mbps
06-Apr-18	COLLIER_Inside.tusd.local	0.39 %	3.90 Mbps	54 Mbps
06-Apr-18	CRAGIN_Inside.tusd.local	0.89 %	8.87 Mbps	114 Mbps
06-Apr-18	DAVIDSON_Inside.tusd.local	0.31 %	3.14 Mbps	21 Mbps
06-Apr-18	DAVIS_Inside.tusd.local	1.58 %	16 Mbps	160 Mbps
06-Apr-18	DIETZ_Inside.tusd.local	1.45 %	14 Mbps	101 Mbps
06-Apr-18	DODGE_Inside.tusd.local	0.70 %	6.96 Mbps	41 Mbps
06-Apr-18	DOOLEN_Inside.tusd.local	1.38 %	14 Mbps	54 Mbps
06-Apr-18	DRACHMAN_Inside.tusd.local	1.86 %	19 Mbps	220 Mbps
06-Apr-18	DUNHAM_Inside.tusd.local	0.32 %	3.20 Mbps	70 Mbps
06-Apr-18	ERICKSON_Inside.tusd.local	0.71 %	7.07 Mbps	43 Mbps
06-Apr-18	FICKETT_Inside.tusd.local	3.16 %	32 Mbps	132 Mbps
06-Apr-18	FORD_Inside.tusd.local	0.56 %	5.65 Mbps	28 Mbps
06-Apr-18	Fruchthendler_Inside.tusd.local	0.48 %	4.82 Mbps	71 Mbps
06-Apr-18	GALE_Inside.tusd.local	0.96 %	10 Mbps	126 Mbps
06-Apr-18	Gridley_Inside.tusd.local	2.37 %	24 Mbps	155 Mbps
06-Apr-18	Grijalva_Inside.tusd.local	0.82 %	8.18 Mbps	72 Mbps
06-Apr-18	HENRY_Inside.tusd.local	0.38 %	3.85 Mbps	92 Mbps
06-Apr-18	HOLLADAY_Inside.tusd.local	0.40 %	4.00 Mbps	72 Mbps
06-Apr-18	HOLLINGER_Inside.tusd.local	0.82 %	8.16 Mbps	89 Mbps
06-Apr-18	HOWELL_Inside.tusd.local	0.36 %	3.60 Mbps	49 Mbps
06-Apr-18	HUDLOW_Inside.tusd.local	0.65 %	6.47 Mbps	27 Mbps
06-Apr-18	Hughes_Inside.tusd.local	0.87 %	8.74 Mbps	111 Mbps
06-Apr-18	INV-INT-R01.tusd1.org	8.69 %	869 Mbps	2.7 Gbps
06-Apr-18	Johnson_Inside.tusd.local	0.34 %	3.36 Mbps	99 Mbps
06-Apr-18	KELLOND_Inside.tusd.local	1.12 %	11 Mbps	158 Mbps
06-Apr-18	Lawrence_Inside.tusd.local	0.53 %	5.31 Mbps	36 Mbps
06-Apr-18	LINEWEAVER_Inside.tusd.local	1.09 %	11 Mbps	191 Mbps
06-Apr-18	MAGEE_Inside.tusd.local	1.29 %	13 Mbps	60 Mbps





## TUSD Internet Usage AZMERIT

Date	Site Name	Average Utilization	Average bps	Peak bps
06-Apr-18	Maldonado_Inside.tusd.local	0.97 %	10 Mbps	222 Mbps
06-Apr-18	MANSFELD_Inside.tusd.local	3.56 %	36 Mbps	117 Mbps
06-Apr-18	MANZO_Inside.tusd.local	0.81 %	8.15 Mbps	89 Mbps
06-Apr-18	MARSHALL_Inside.tusd.local	0.57 %	5.71 Mbps	28 Mbps
06-Apr-18	Maxwell_Inside.tusd.local	0.82 %	8.19 Mbps	97 Mbps
06-Apr-18	MEREDITH_Inside.tusd.local	1.17 %	12 Mbps	67 Mbps
06-Apr-18	MILES_Inside.tusd.local	3.06 %	31 Mbps	101 Mbps
06-Apr-18	Miller_Inside.tusd.local	0.54 %	5.37 Mbps	38 Mbps
06-Apr-18	MissionView_Inside.tusd.local	0.32 %	3.22 Mbps	43 Mbps
06-Apr-18	MYERS_Inside.tusd.local	0.82 %	8.25 Mbps	96 Mbps
06-Apr-18	NAYLOR_Inside.tusd.local	1.00 %	10 Mbps	40 Mbps
06-Apr-18	OCHOA_Inside.tusd.local	1.36 %	14 Mbps	151 Mbps
06-Apr-18	Oyama_Inside.tusd.local	0.66 %	6.58 Mbps	68 Mbps
06-Apr-18	PISTOR_Inside.tusd.local	2.08 %	21 Mbps	78 Mbps
06-Apr-18	ProjectMore_Inside.tusd.local	1.19 %	12 Mbps	54 Mbps
06-Apr-18	PUEBLO_Inside.tusd.local	6.79 %	68 Mbps	296 Mbps
06-Apr-18	PuebloGardens_Inside.tusd.local	0.80 %	8.00 Mbps	161 Mbps
06-Apr-18	ROBINS_Inside.tusd1.org	2.30 %	23 Mbps	207 Mbps
06-Apr-18	ROBISON_Inside.tusd.local	0.25 %	2.46 Mbps	36 Mbps
06-Apr-18	Rose_Inside.tusd.local	1.90 %	19 Mbps	256 Mbps
06-Apr-18	ROSKRUGE_Inside.tusd.local	1.13 %	11 Mbps	59 Mbps
06-Apr-18	SABINO_Inside.tusd.local	2.45 %	25 Mbps	216 Mbps
06-Apr-18	Safford_Inside.tusd.local	1.96 %	20 Mbps	208 Mbps
06-Apr-18	SANTARITA_Inside.tusd.local	2.24 %	22 Mbps	102 Mbps
06-Apr-18	SECRIST_Inside.tusd.local	0.94 %	9 Mbps	40 Mbps
06-Apr-18	SEWELL_Inside.tusd.local	0.41 %	4.07 Mbps	30 Mbps
06-Apr-18	SOLENG_Inside.tusd.local	1.65 %	17 Mbps	254 Mbps
06-Apr-18	STARR_Inside.tusd.local	0.58 %	5.81 Mbps	44 Mbps
06-Apr-18	STEELE_Inside.tusd.local	0.48 %	4.81 Mbps	89 Mbps
06-Apr-18	TOLSON_Inside.tusd.local	0.55 %	5.52 Mbps	120 Mbps
06-Apr-18	TRANSEAST_Inside.tusd.local	0.14 %	1.38 Mbps	47 Mbps
06-Apr-18	Tucson_Inside.tusd.local	9.29 %	93 Mbps	374 Mbps
06-Apr-18	TULLY_Inside.tusd.local	0.79 %	7.93 Mbps	62 Mbps
06-Apr-18	URQUIDES_Inside.tusd1.org	1.81 %	18 Mbps	143 Mbps
06-Apr-18	UTTERBACK_Inside.tusd.local	1.57 %	16 Mbps	111 Mbps
06-Apr-18	VAIL_Inside.tusd.local	2.37 %	24 Mbps	139 Mbps
06-Apr-18	VALENCIA_Inside.tusd.local	2.41 %	24 Mbps	240 Mbps
06-Apr-18	VanBuskirk_Inside.tusd.local	0.34 %	3.39 Mbps	55 Mbps
06-Apr-18	VESEY_Inside.tusd.local	0.58 %	5.78 Mbps	82 Mbps
06-Apr-18	Warren_Inside.tusd.local	0.96 %	10 Mbps	109 Mbps
06-Apr-18	WHEELER_Inside.tusd.local	0.53 %	5.26 Mbps	28 Mbps
06-Apr-18	WHITE_Inside.tusd.local	1.38 %	14 Mbps	114 Mbps
06-Apr-18	WHITMORE_Inside.tusd.local	0.33 %	3.26 Mbps	31 Mbps
06-Apr-18	WRIGHT_Inside.tusd.local	1.93 %	19 Mbps	215 Mbps
07-Apr-18	BANKS_Inside.tusd.local	0.15 %	1.49 Mbps	3.94 Mbps
07-Apr-18	BLNEMAN_Inside.tusd.local	0.46 %	4.57 Mbps	95 Mbps
07-Apr-18	BLOOM_Inside.tusd.local	0.20 %	2.00 Mbps	5.37 Mbps





## TUSD Internet Usage AZMERIT

Date	Site Name	Average Utilization	Average bps	Peak bps
07-Apr-18	BONILLAS_Inside.tusd.local	0.13 %	1.30 Mbps	17 Mbps
07-Apr-18	BORMAN_Inside.tusd1.org	0.19 %	1.94 Mbps	38 Mbps
07-Apr-18	BORTON_Inside.tusd.local	0.08 %	803 Kbps	11 Mbps
07-Apr-18	CARRILLO_Inside.tusd.local	0.05 %	533 Kbps	1.32 Mbps
07-Apr-18	CATALINA_Inside.tusd.local	0.70 %	7.00 Mbps	21 Mbps
07-Apr-18	CAVETT_Inside.tusd.local	0.06 %	560 Kbps	3.15 Mbps
07-Apr-18	CHOLLA_Inside.tusd.local	0.95 %	10 Mbps	60 Mbps
07-Apr-18	COLLIER_Inside.tusd.local	0.18 %	1.82 Mbps	4.39 Mbps
07-Apr-18	CRAGIN_Inside.tusd.local	0.23 %	2.25 Mbps	22 Mbps
07-Apr-18	DAVIDSON_Inside.tusd.local	0.25 %	2.53 Mbps	96 Mbps
07-Apr-18	DAVIS_Inside.tusd.local	0.37 %	3.73 Mbps	12 Mbps
07-Apr-18	DIETZ_Inside.tusd.local	0.25 %	2.55 Mbps	70 Mbps
07-Apr-18	DODGE_Inside.tusd.local	0.44 %	4.44 Mbps	20 Mbps
07-Apr-18	DOOLEN_Inside.tusd.local	0.49 %	4.93 Mbps	8.32 Mbps
07-Apr-18	DRACHMAN_Inside.tusd.local	0.48 %	4.80 Mbps	23 Mbps
07-Apr-18	DUNHAM_Inside.tusd.local	0.15 %	1.47 Mbps	97 Mbps
07-Apr-18	ERICKSON_Inside.tusd.local	0.26 %	2.61 Mbps	3.88 Mbps
07-Apr-18	FICKETT_Inside.tusd.local	1.09 %	11 Mbps	18 Mbps
07-Apr-18	FORD_Inside.tusd.local	0.10 %	977 Kbps	3.16 Mbps
07-Apr-18	Fruchthendler_Inside.tusd.local	0.11 %	1.07 Mbps	4.29 Mbps
07-Apr-18	GALE_Inside.tusd.local	0.11 %	1.14 Mbps	3.17 Mbps
07-Apr-18	Gridley_Inside.tusd.local	0.39 %	3.88 Mbps	23 Mbps
07-Apr-18	Grijalva_Inside.tusd.local	0.13 %	1.28 Mbps	7.50 Mbps
07-Apr-18	HENRY_Inside.tusd.local	0.14 %	1.40 Mbps	95 Mbps
07-Apr-18	HOLLADAY_Inside.tusd.local	0.04 %	427 Kbps	3.55 Mbps
07-Apr-18	HOLLINGER_Inside.tusd.local	0.23 %	2.35 Mbps	49 Mbps
07-Apr-18	HOWELL_Inside.tusd.local	0.06 %	594 Kbps	2.44 Mbps
07-Apr-18	HUDLOW_Inside.tusd.local	0.15 %	1.54 Mbps	15 Mbps
07-Apr-18	Hughes_Inside.tusd.local	0.56 %	5.60 Mbps	53 Mbps
07-Apr-18	INV-INT-R01.tusd1.org	0.86 %	86 Mbps	249 Mbps
07-Apr-18	Johnson_Inside.tusd.local	0.05 %	474 Kbps	3.66 Mbps
07-Apr-18	KELLOND_Inside.tusd.local	0.10 %	1.05 Mbps	2.27 Mbps
07-Apr-18	Lawrence_Inside.tusd.local	0.06 %	642 Kbps	4.83 Mbps
07-Apr-18	LINEWEAVER_Inside.tusd.local	0.15 %	1.54 Mbps	23 Mbps
07-Apr-18	MAGEE_Inside.tusd.local	0.43 %	4.27 Mbps	8.04 Mbps
07-Apr-18	Maldonado_Inside.tusd.local	0.07 %	690 Kbps	9 Mbps
07-Apr-18	MANSFELD_Inside.tusd.local	1.19 %	12 Mbps	60 Mbps
07-Apr-18	MANZO_Inside.tusd.local	0.20 %	2.03 Mbps	22 Mbps
07-Apr-18	MARSHALL_Inside.tusd.local	0.32 %	3.21 Mbps	99 Mbps
07-Apr-18	Maxwell_Inside.tusd.local	0.11 %	1.08 Mbps	14 Mbps
07-Apr-18	MEREDITH_Inside.tusd.local	0.21 %	2.12 Mbps	8.74 Mbps
07-Apr-18	MILES_Inside.tusd.local	3.48 %	35 Mbps	49 Mbps
07-Apr-18	Miller_Inside.tusd.local	0.10 %	961 Kbps	5.65 Mbps
07-Apr-18	MissionView_Inside.tusd.local	0.08 %	771 Kbps	3.59 Mbps
07-Apr-18	MYERS_Inside.tusd.local	0.14 %	1.40 Mbps	5.93 Mbps
07-Apr-18	NAYLOR_Inside.tusd.local	0.36 %	3.55 Mbps	7.20 Mbps
07-Apr-18	OCHOA_Inside.tusd.local	0.05 %	505 Kbps	2.63 Mbps





## TUSD Internet Usage AZMERIT

Date	Site Name	Average Utilization	Average bps	Peak bps
07-Apr-18	Oyama_Inside.tusd.local	0.08 %	838 Kbps	3.35 Mbps
07-Apr-18	PISTOR_Inside.tusd.local	0.28 %	2.78 Mbps	9 Mbps
07-Apr-18	ProjectMore_Inside.tusd.local	0.47 %	4.67 Mbps	23 Mbps
07-Apr-18	PUEBLO_Inside.tusd.local	0.49 %	4.91 Mbps	27 Mbps
07-Apr-18	PuebloGardens_Inside.tusd.local	0.09 %	881 Kbps	13 Mbps
07-Apr-18	ROBINS_Inside.tusd1.org	0.38 %	3.78 Mbps	97 Mbps
07-Apr-18	ROBISON_Inside.tusd.local	0.06 %	573 Kbps	3.79 Mbps
07-Apr-18	Rose_Inside.tusd.local	0.17 %	1.70 Mbps	8.49 Mbps
07-Apr-18	ROSKRUGE_Inside.tusd.local	0.26 %	2.64 Mbps	8.40 Mbps
07-Apr-18	SABINO_Inside.tusd.local	0.47 %	4.74 Mbps	11 Mbps
07-Apr-18	Safford_Inside.tusd.local	0.18 %	1.82 Mbps	7.24 Mbps
07-Apr-18	SANTARITA_Inside.tusd.local	0.30 %	2.98 Mbps	8.05 Mbps
07-Apr-18	SECRIST_Inside.tusd.local	0.26 %	2.58 Mbps	5.42 Mbps
07-Apr-18	SEWELL_Inside.tusd.local	0.07 %	720 Kbps	2.25 Mbps
07-Apr-18	SOLENG_Inside.tusd.local	0.20 %	1.95 Mbps	5.81 Mbps
07-Apr-18	STARR_Inside.tusd.local	0.18 %	1.84 Mbps	13 Mbps
07-Apr-18	STEELE_Inside.tusd.local	0.29 %	2.85 Mbps	100 Mbps
07-Apr-18	TOLSON_Inside.tusd.local	0.09 %	902 Kbps	23 Mbps
07-Apr-18	TRANSEAST_Inside.tusd.local	0.03 %	328 Kbps	984 Kbps
07-Apr-18	Tucson_Inside.tusd.local	1.17 %	12 Mbps	41 Mbps
07-Apr-18	TULLY_Inside.tusd.local	0.26 %	2.60 Mbps	8.78 Mbps
07-Apr-18	URQUIDES_Inside.tusd1.org	0.56 %	5.57 Mbps	21 Mbps
07-Apr-18	UTTERBACK_Inside.tusd.local	0.28 %	2.75 Mbps	14 Mbps
07-Apr-18	VAIL_Inside.tusd.local	0.42 %	4.22 Mbps	9 Mbps
07-Apr-18	VALENCIA_Inside.tusd.local	0.41 %	4.14 Mbps	11 Mbps
07-Apr-18	VanBuskirk_Inside.tusd.local	0.04 %	432 Kbps	2.72 Mbps
07-Apr-18	VESEY_Inside.tusd.local	0.13 %	1.32 Mbps	4.40 Mbps
07-Apr-18	Warren_Inside.tusd.local	0.19 %	1.93 Mbps	7.36 Mbps
07-Apr-18	WHEELER_Inside.tusd.local	0.18 %	1.78 Mbps	7.42 Mbps
07-Apr-18	WHITE_Inside.tusd.local	0.14 %	1.40 Mbps	5.72 Mbps
07-Apr-18	WHITMORE_Inside.tusd.local	0.29 %	2.90 Mbps	98 Mbps
07-Apr-18	WRIGHT_Inside.tusd.local	0.09 %	879 Kbps	42 Mbps
08-Apr-18	BANKS_Inside.tusd.local	0.07 %	712 Kbps	2.80 Mbps
08-Apr-18	BLNMAN_Inside.tusd.local	0.41 %	4.12 Mbps	9 Mbps
08-Apr-18	BLOOM_Inside.tusd.local	0.21 %	2.12 Mbps	4.99 Mbps
08-Apr-18	BONILLAS_Inside.tusd.local	0.12 %	1.19 Mbps	10 Mbps
08-Apr-18	BORMAN_Inside.tusd1.org	0.15 %	1.54 Mbps	3.38 Mbps
08-Apr-18	BORTON_Inside.tusd.local	0.10 %	969 Kbps	11 Mbps
08-Apr-18	CARRILLO_Inside.tusd.local	0.06 %	618 Kbps	4.14 Mbps
08-Apr-18	CATALINA_Inside.tusd.local	0.57 %	5.70 Mbps	11 Mbps
08-Apr-18	CAVETT_Inside.tusd.local	0.05 %	541 Kbps	3.82 Mbps
08-Apr-18	CHOLLA_Inside.tusd.local	0.61 %	6.13 Mbps	23 Mbps
08-Apr-18	COLLIER_Inside.tusd.local	0.18 %	1.77 Mbps	4.94 Mbps
08-Apr-18	CRAGIN_Inside.tusd.local	0.19 %	1.87 Mbps	6.60 Mbps
08-Apr-18	DAVIDSON_Inside.tusd.local	0.14 %	1.39 Mbps	6.69 Mbps
08-Apr-18	DAVIS_Inside.tusd.local	0.08 %	775 Kbps	11 Mbps
08-Apr-18	DIETZ_Inside.tusd.local	0.14 %	1.43 Mbps	12 Mbps





## TUSD Internet Usage AZMERIT

Date	Site Name	Average Utilization	Average bps	Peak bps
08-Apr-18	DODGE_Inside.tusd.local	0.32 %	3.21 Mbps	8.67 Mbps
08-Apr-18	DOOLEN_Inside.tusd.local	0.51 %	5.06 Mbps	23 Mbps
08-Apr-18	DRACHMAN_Inside.tusd.local	0.41 %	4.09 Mbps	12 Mbps
08-Apr-18	DUNHAM_Inside.tusd.local	0.09 %	902 Kbps	3.30 Mbps
08-Apr-18	ERICKSON_Inside.tusd.local	0.27 %	2.74 Mbps	10 Mbps
08-Apr-18	FICKETT_Inside.tusd.local	1.26 %	13 Mbps	28 Mbps
08-Apr-18	FORD_Inside.tusd.local	0.12 %	1.16 Mbps	11 Mbps
08-Apr-18	Fruchthendler_Inside.tusd.local	0.11 %	1.09 Mbps	5.74 Mbps
08-Apr-18	GALE_Inside.tusd.local	0.12 %	1.18 Mbps	4.61 Mbps
08-Apr-18	Gridley_Inside.tusd.local	0.32 %	3.20 Mbps	12 Mbps
08-Apr-18	Grijalva_Inside.tusd.local	0.09 %	882 Kbps	8.67 Mbps
08-Apr-18	HENRY_Inside.tusd.local	0.08 %	840 Kbps	6.46 Mbps
08-Apr-18	HOLLADAY_Inside.tusd.local	0.03 %	331 Kbps	12 Mbps
08-Apr-18	HOLLINGER_Inside.tusd.local	0.07 %	697 Kbps	8.32 Mbps
08-Apr-18	HOWELL_Inside.tusd.local	0.08 %	751 Kbps	5.30 Mbps
08-Apr-18	HUDLOW_Inside.tusd.local	0.11 %	1.09 Mbps	3.25 Mbps
08-Apr-18	Hughes_Inside.tusd.local	0.39 %	3.94 Mbps	13 Mbps
08-Apr-18	INV-INT-R01.tusd1.org	0.80 %	80 Mbps	169 Mbps
08-Apr-18	Johnson_Inside.tusd.local	0.04 %	414 Kbps	2.84 Mbps
08-Apr-18	KELLOND_Inside.tusd.local	0.13 %	1.31 Mbps	7.83 Mbps
08-Apr-18	Lawrence_Inside.tusd.local	0.05 %	476 Kbps	2.32 Mbps
08-Apr-18	LINEWEAVER_Inside.tusd.local	0.16 %	1.63 Mbps	7.50 Mbps
08-Apr-18	MAGEE_Inside.tusd.local	0.44 %	4.39 Mbps	8.32 Mbps
08-Apr-18	Maldonado_Inside.tusd.local	0.10 %	1.02 Mbps	34 Mbps
08-Apr-18	MANSFELD_Inside.tusd.local	0.57 %	5.69 Mbps	29 Mbps
08-Apr-18	MANZO_Inside.tusd.local	0.07 %	705 Kbps	3.40 Mbps
08-Apr-18	MARSHALL_Inside.tusd.local	0.40 %	4.00 Mbps	26 Mbps
08-Apr-18	Maxwell_Inside.tusd.local	0.09 %	934 Kbps	11 Mbps
08-Apr-18	MEREDITH_Inside.tusd.local	0.10 %	964 Kbps	11 Mbps
08-Apr-18	MILES_Inside.tusd.local	3.21 %	32 Mbps	36 Mbps
08-Apr-18	Miller_Inside.tusd.local	0.09 %	851 Kbps	5.54 Mbps
08-Apr-18	MissionView_Inside.tusd.local	0.08 %	800 Kbps	5.89 Mbps
08-Apr-18	MYERS_Inside.tusd.local	0.16 %	1.63 Mbps	5.28 Mbps
08-Apr-18	NAYLOR_Inside.tusd.local	0.30 %	3.03 Mbps	13 Mbps
08-Apr-18	OCHOA_Inside.tusd.local	0.05 %	491 Kbps	2.62 Mbps
08-Apr-18	Oyama_Inside.tusd.local	0.08 %	775 Kbps	5.49 Mbps
08-Apr-18	PISTOR_Inside.tusd.local	0.25 %	2.54 Mbps	8.26 Mbps
08-Apr-18	ProjectMore_Inside.tusd.local	0.17 %	1.73 Mbps	3.03 Mbps
08-Apr-18	PUEBLO_Inside.tusd.local	0.43 %	4.30 Mbps	24 Mbps
08-Apr-18	PuebloGardens_Inside.tusd.local	0.05 %	478 Kbps	2.38 Mbps
08-Apr-18	ROBINS_Inside.tusd1.org	0.19 %	1.93 Mbps	6.43 Mbps
08-Apr-18	ROBISON_Inside.tusd.local	0.06 %	619 Kbps	13 Mbps
08-Apr-18	Rose_Inside.tusd.local	0.34 %	3.42 Mbps	99 Mbps
08-Apr-18	ROSKRUGE_Inside.tusd.local	0.25 %	2.45 Mbps	16 Mbps
08-Apr-18	SABINO_Inside.tusd.local	0.49 %	4.93 Mbps	10 Mbps
08-Apr-18	Safford_Inside.tusd.local	0.29 %	2.86 Mbps	103 Mbps
08-Apr-18	SANTARITA_Inside.tusd.local	0.27 %	2.66 Mbps	7.35 Mbps





## TUSD Internet Usage AZMERIT

Date	Site Name	Average Utilization	Average bps	Peak bps
08-Apr-18	SECRIST_Inside.tusd.local	0.23 %	2.30 Mbps	6.26 Mbps
08-Apr-18	SEWELL_Inside.tusd.local	0.08 %	789 Kbps	3.14 Mbps
08-Apr-18	SOLENG_Inside.tusd.local	0.28 %	2.82 Mbps	100 Mbps
08-Apr-18	STARR_Inside.tusd.local	0.12 %	1.19 Mbps	9 Mbps
08-Apr-18	STEELE_Inside.tusd.local	0.20 %	2.00 Mbps	13 Mbps
08-Apr-18	TOLSON_Inside.tusd.local	0.10 %	1.04 Mbps	28 Mbps
08-Apr-18	TRANSEAST_Inside.tusd.local	0.03 %	315 Kbps	991 Kbps
08-Apr-18	Tucson_Inside.tusd.local	1.08 %	11 Mbps	36 Mbps
08-Apr-18	TULLY_Inside.tusd.local	0.30 %	2.99 Mbps	20 Mbps
08-Apr-18	URQUIDES_Inside.tusd1.org	0.25 %	2.49 Mbps	11 Mbps
08-Apr-18	UTTERBACK_Inside.tusd.local	0.23 %	2.33 Mbps	15 Mbps
08-Apr-18	VAIL_Inside.tusd.local	0.44 %	4.39 Mbps	28 Mbps
08-Apr-18	VALENCIA_Inside.tusd.local	0.48 %	4.76 Mbps	32 Mbps
08-Apr-18	VanBuskirk_Inside.tusd.local	0.04 %	387 Kbps	3.01 Mbps
08-Apr-18	VESEY_Inside.tusd.local	0.17 %	1.75 Mbps	16 Mbps
08-Apr-18	Warren_Inside.tusd.local	0.16 %	1.59 Mbps	7.68 Mbps
08-Apr-18	WHEELER_Inside.tusd.local	0.20 %	1.98 Mbps	7.81 Mbps
08-Apr-18	WHITE_Inside.tusd.local	0.16 %	1.57 Mbps	15 Mbps
08-Apr-18	WHITMORE_Inside.tusd.local	0.10 %	989 Kbps	3.47 Mbps
08-Apr-18	WRIGHT_Inside.tusd.local	0.09 %	861 Kbps	32 Mbps
09-Apr-18	BANKS_Inside.tusd.local	0.71 %	7.06 Mbps	96 Mbps
09-Apr-18	BLENMAN_Inside.tusd.local	0.83 %	8.32 Mbps	101 Mbps
09-Apr-18	BLOOM_Inside.tusd.local	0.52 %	5.25 Mbps	19 Mbps
09-Apr-18	BONILLAS_Inside.tusd.local	1.58 %	16 Mbps	147 Mbps
09-Apr-18	BORMAN_Inside.tusd1.org	0.57 %	5.67 Mbps	51 Mbps
09-Apr-18	BORTON_Inside.tusd.local	0.66 %	6.63 Mbps	78 Mbps
09-Apr-18	CARRILLO_Inside.tusd.local	1.24 %	12 Mbps	104 Mbps
09-Apr-18	CATALINA_Inside.tusd.local	4.29 %	43 Mbps	178 Mbps
09-Apr-18	CAVETT_Inside.tusd.local	0.96 %	10 Mbps	143 Mbps
09-Apr-18	CHOLLA_Inside.tusd.local	7.44 %	74 Mbps	276 Mbps
09-Apr-18	COLLIER_Inside.tusd.local	0.36 %	3.62 Mbps	35 Mbps
09-Apr-18	CRAGIN_Inside.tusd.local	0.74 %	7.39 Mbps	66 Mbps
09-Apr-18	DAVIDSON_Inside.tusd.local	0.52 %	5.16 Mbps	51 Mbps
09-Apr-18	DAVIS_Inside.tusd.local	1.35 %	14 Mbps	213 Mbps
09-Apr-18	DIETZ_Inside.tusd.local	1.18 %	12 Mbps	94 Mbps
09-Apr-18	DODGE_Inside.tusd.local	0.84 %	8.36 Mbps	143 Mbps
09-Apr-18	DOOLEN_Inside.tusd.local	1.37 %	14 Mbps	57 Mbps
09-Apr-18	DRACHMAN_Inside.tusd.local	2.65 %	27 Mbps	377 Mbps
09-Apr-18	DUNHAM_Inside.tusd.local	0.34 %	3.43 Mbps	44 Mbps
09-Apr-18	ERICKSON_Inside.tusd.local	0.93 %	9 Mbps	78 Mbps
09-Apr-18	FICKETT_Inside.tusd.local	3.65 %	36 Mbps	124 Mbps
09-Apr-18	FORD_Inside.tusd.local	0.40 %	3.96 Mbps	17 Mbps
09-Apr-18	Fruchthendler_Inside.tusd.local	0.40 %	3.97 Mbps	50 Mbps
09-Apr-18	GALE_Inside.tusd.local	1.21 %	12 Mbps	190 Mbps
09-Apr-18	Gridley_Inside.tusd.local	2.30 %	23 Mbps	226 Mbps
09-Apr-18	Grijalva_Inside.tusd.local	0.82 %	8.18 Mbps	95 Mbps
09-Apr-18	HENRY_Inside.tusd.local	0.34 %	3.44 Mbps	28 Mbps





## TUSD Internet Usage AZMERIT

Date	Site Name	Average Utilization	Average bps	Peak bps
09-Apr-18	HOLLADAY_Inside.tusd.local	0.30 %	3.01 Mbps	34 Mbps
09-Apr-18	HOLLINGER_Inside.tusd.local	1.26 %	13 Mbps	159 Mbps
09-Apr-18	HOWELL_Inside.tusd.local	0.36 %	3.59 Mbps	78 Mbps
09-Apr-18	HUDLOW_Inside.tusd.local	0.47 %	4.66 Mbps	23 Mbps
09-Apr-18	Hughes_Inside.tusd.local	0.98 %	10 Mbps	94 Mbps
09-Apr-18	INV-INT-R01.tusd1.org	8.98 %	898 Mbps	2.8 Gbps
09-Apr-18	Johnson_Inside.tusd.local	0.47 %	4.68 Mbps	72 Mbps
09-Apr-18	KELLOND_Inside.tusd.local	0.96 %	10 Mbps	93 Mbps
09-Apr-18	Lawrence_Inside.tusd.local	0.76 %	7.62 Mbps	46 Mbps
09-Apr-18	LINEWEAVER_Inside.tusd.local	0.71 %	7.09 Mbps	116 Mbps
09-Apr-18	MAGEE_Inside.tusd.local	1.48 %	15 Mbps	73 Mbps
09-Apr-18	Maldonado_Inside.tusd.local	0.60 %	6.04 Mbps	114 Mbps
09-Apr-18	MANSFELD_Inside.tusd.local	2.89 %	29 Mbps	176 Mbps
09-Apr-18	MANZO_Inside.tusd.local	1.15 %	11 Mbps	91 Mbps
09-Apr-18	MARSHALL_Inside.tusd.local	0.58 %	5.79 Mbps	47 Mbps
09-Apr-18	Maxwell_Inside.tusd.local	0.66 %	6.59 Mbps	95 Mbps
09-Apr-18	MEREDITH_Inside.tusd.local	0.74 %	7.43 Mbps	31 Mbps
09-Apr-18	MILES_Inside.tusd.local	2.75 %	27 Mbps	119 Mbps
09-Apr-18	Miller_Inside.tusd.local	1.09 %	11 Mbps	140 Mbps
09-Apr-18	MissionView_Inside.tusd.local	0.27 %	2.71 Mbps	36 Mbps
09-Apr-18	MYERS_Inside.tusd.local	0.58 %	5.80 Mbps	29 Mbps
09-Apr-18	NAYLOR_Inside.tusd.local	1.12 %	11 Mbps	47 Mbps
09-Apr-18	OCHOA_Inside.tusd.local	0.44 %	4.40 Mbps	98 Mbps
09-Apr-18	Oyama_Inside.tusd.local	0.37 %	3.68 Mbps	21 Mbps
09-Apr-18	PISTOR_Inside.tusd.local	2.20 %	22 Mbps	95 Mbps
09-Apr-18	ProjectMore_Inside.tusd.local	0.68 %	6.82 Mbps	41 Mbps
09-Apr-18	PUEBLO_Inside.tusd.local	6.85 %	69 Mbps	297 Mbps
09-Apr-18	PuebloGardens_Inside.tusd.local	0.40 %	3.98 Mbps	47 Mbps
09-Apr-18	ROBINS_Inside.tusd1.org	1.82 %	18 Mbps	199 Mbps
09-Apr-18	ROBISON_Inside.tusd.local	0.35 %	3.53 Mbps	63 Mbps
09-Apr-18	Rose_Inside.tusd.local	1.85 %	19 Mbps	84 Mbps
09-Apr-18	ROSKRUGE_Inside.tusd.local	1.08 %	11 Mbps	94 Mbps
09-Apr-18	SABINO_Inside.tusd.local	2.39 %	24 Mbps	103 Mbps
09-Apr-18	Safford_Inside.tusd.local	1.88 %	19 Mbps	190 Mbps
09-Apr-18	SANTARITA_Inside.tusd.local	2.59 %	26 Mbps	120 Mbps
09-Apr-18	SECRIST_Inside.tusd.local	1.05 %	11 Mbps	57 Mbps
09-Apr-18	SEWELL_Inside.tusd.local	0.36 %	3.57 Mbps	25 Mbps
09-Apr-18	SOLENG_Inside.tusd.local	1.38 %	14 Mbps	151 Mbps
09-Apr-18	STARR_Inside.tusd.local	0.77 %	7.66 Mbps	108 Mbps
09-Apr-18	STEELE_Inside.tusd.local	0.53 %	5.32 Mbps	68 Mbps
09-Apr-18	TOLSON_Inside.tusd.local	1.32 %	13 Mbps	146 Mbps
09-Apr-18	TRANSEAST_Inside.tusd.local	0.10 %	991 Kbps	5.37 Mbps
09-Apr-18	Tucson_Inside.tusd.local	9.70 %	97 Mbps	363 Mbps
09-Apr-18	TULLY_Inside.tusd.local	0.96 %	10 Mbps	126 Mbps
09-Apr-18	URQUIDES_Inside.tusd1.org	0.86 %	8.62 Mbps	117 Mbps
09-Apr-18	UTTERBACK_Inside.tusd.local	1.52 %	15 Mbps	59 Mbps
09-Apr-18	VAIL_Inside.tusd.local	2.30 %	23 Mbps	82 Mbps





## TUSD Internet Usage AZMERIT

Date	Site Name	Average Utilization	Average bps	Peak bps
09-Apr-18	VALENCIA_Inside.tusd.local	2.88 %	29 Mbps	185 Mbps
09-Apr-18	VanBuskirk_Inside.tusd.local	0.21 %	2.11 Mbps	16 Mbps
09-Apr-18	VESEY_Inside.tusd.local	0.90 %	9 Mbps	95 Mbps
09-Apr-18	Warren_Inside.tusd.local	0.86 %	8.63 Mbps	101 Mbps
09-Apr-18	WHEELER_Inside.tusd.local	0.40 %	4.03 Mbps	17 Mbps
09-Apr-18	WHITE_Inside.tusd.local	0.80 %	8.00 Mbps	167 Mbps
09-Apr-18	WHITMORE_Inside.tusd.local	0.39 %	3.86 Mbps	55 Mbps
09-Apr-18	WRIGHT_Inside.tusd.local	0.63 %	6.31 Mbps	114 Mbps
10-Apr-18	BANKS_Inside.tusd.local	0.50 %	4.96 Mbps	73 Mbps
10-Apr-18	BLENMAN_Inside.tusd.local	0.98 %	10 Mbps	85 Mbps
10-Apr-18	BLOOM_Inside.tusd.local	0.84 %	8.40 Mbps	105 Mbps
10-Apr-18	BONILLAS_Inside.tusd.local	1.01 %	10 Mbps	87 Mbps
10-Apr-18	BORMAN_Inside.tusd1.org	0.86 %	8.58 Mbps	63 Mbps
10-Apr-18	BORTON_Inside.tusd.local	0.76 %	7.63 Mbps	80 Mbps
10-Apr-18	CARRILLO_Inside.tusd.local	1.12 %	11 Mbps	110 Mbps
10-Apr-18	CATALINA_Inside.tusd.local	4.35 %	43 Mbps	178 Mbps
10-Apr-18	CAVETT_Inside.tusd.local	0.80 %	8.03 Mbps	49 Mbps
10-Apr-18	CHOLLA_Inside.tusd.local	8.64 %	86 Mbps	310 Mbps
10-Apr-18	COLLIER_Inside.tusd.local	0.37 %	3.70 Mbps	42 Mbps
10-Apr-18	CRAGIN_Inside.tusd.local	0.85 %	8.49 Mbps	167 Mbps
10-Apr-18	DAVIDSON_Inside.tusd.local	1.04 %	10 Mbps	202 Mbps
10-Apr-18	DAVIS_Inside.tusd.local	0.88 %	8.75 Mbps	48 Mbps
10-Apr-18	DIETZ_Inside.tusd.local	2.00 %	20 Mbps	235 Mbps
10-Apr-18	DODGE_Inside.tusd.local	0.73 %	7.33 Mbps	40 Mbps
10-Apr-18	DOOLEN_Inside.tusd.local	1.35 %	14 Mbps	71 Mbps
10-Apr-18	DRACHMAN_Inside.tusd.local	2.19 %	22 Mbps	299 Mbps
10-Apr-18	DUNHAM_Inside.tusd.local	0.58 %	5.76 Mbps	153 Mbps
10-Apr-18	ERICKSON_Inside.tusd.local	0.79 %	7.94 Mbps	127 Mbps
10-Apr-18	FICKETT_Inside.tusd.local	3.41 %	34 Mbps	153 Mbps
10-Apr-18	FORD_Inside.tusd.local	0.69 %	6.87 Mbps	77 Mbps
10-Apr-18	Fruchthendler_Inside.tusd.local	0.63 %	6.31 Mbps	190 Mbps
10-Apr-18	GALE_Inside.tusd.local	0.36 %	3.56 Mbps	57 Mbps
10-Apr-18	Gridley_Inside.tusd.local	2.33 %	23 Mbps	127 Mbps
10-Apr-18	Grijalva_Inside.tusd.local	1.07 %	11 Mbps	80 Mbps
10-Apr-18	HENRY_Inside.tusd.local	0.59 %	5.92 Mbps	94 Mbps
10-Apr-18	HOLLADAY_Inside.tusd.local	0.42 %	4.18 Mbps	132 Mbps
10-Apr-18	HOLLINGER_Inside.tusd.local	1.55 %	15 Mbps	174 Mbps
10-Apr-18	HOWELL_Inside.tusd.local	0.49 %	4.88 Mbps	136 Mbps
10-Apr-18	HUDLOW_Inside.tusd.local	0.62 %	6.24 Mbps	107 Mbps
10-Apr-18	Hughes_Inside.tusd.local	0.86 %	8.62 Mbps	100 Mbps
10-Apr-18	INV-INT-R01.tusd1.org	9.81 %	981 Mbps	3.1 Gbps
10-Apr-18	Johnson_Inside.tusd.local	0.45 %	4.53 Mbps	20 Mbps
10-Apr-18	KELLOND_Inside.tusd.local	1.06 %	11 Mbps	108 Mbps
10-Apr-18	Lawrence_Inside.tusd.local	0.88 %	8.78 Mbps	77 Mbps
10-Apr-18	LINEWEAVER_Inside.tusd.local	0.83 %	8.32 Mbps	110 Mbps
10-Apr-18	MAGEE_Inside.tusd.local	1.35 %	13 Mbps	64 Mbps
10-Apr-18	Maldonado_Inside.tusd.local	0.39 %	3.88 Mbps	90 Mbps







## TUSD Internet Usage AZMERIT

Date	Site Name	Average Utilization	Average bps	Peak bps
10-Apr-18	MANSFELD_Inside.tusd.local	3.63 %	36 Mbps	479 Mbps
10-Apr-18	MANZO_Inside.tusd.local	0.78 %	7.78 Mbps	50 Mbps
10-Apr-18	MARSHALL_Inside.tusd.local	0.74 %	7.44 Mbps	101 Mbps
10-Apr-18	Maxwell_Inside.tusd.local	0.88 %	8.84 Mbps	101 Mbps
10-Apr-18	MEREDITH_Inside.tusd.local	1.17 %	12 Mbps	88 Mbps
10-Apr-18	MILES_Inside.tusd.local	2.85 %	29 Mbps	139 Mbps
10-Apr-18	Miller_Inside.tusd.local	0.83 %	8.31 Mbps	119 Mbps
10-Apr-18	MissionView_Inside.tusd.local	0.32 %	3.17 Mbps	20 Mbps
10-Apr-18	MYERS_Inside.tusd.local	0.77 %	7.74 Mbps	87 Mbps
10-Apr-18	NAYLOR_Inside.tusd.local	1.23 %	12 Mbps	63 Mbps
10-Apr-18	OCHOA_Inside.tusd.local	0.61 %	6.13 Mbps	86 Mbps
10-Apr-18	Oyama_Inside.tusd.local	0.84 %	8.39 Mbps	126 Mbps
10-Apr-18	PISTOR_Inside.tusd.local	2.25 %	23 Mbps	90 Mbps
10-Apr-18	ProjectMore_Inside.tusd.local	0.70 %	6.99 Mbps	46 Mbps
10-Apr-18	PUEBLO_Inside.tusd.local	7.57 %	76 Mbps	306 Mbps
10-Apr-18	PuebloGardens_Inside.tusd.local	0.70 %	7.03 Mbps	57 Mbps
10-Apr-18	ROBINS_Inside.tusd1.org	1.15 %	12 Mbps	67 Mbps
10-Apr-18	ROBISON_Inside.tusd.local	0.40 %	3.97 Mbps	52 Mbps
10-Apr-18	Rose_Inside.tusd.local	1.71 %	17 Mbps	204 Mbps
10-Apr-18	ROSKRUGE_Inside.tusd.local	1.13 %	11 Mbps	45 Mbps
10-Apr-18	SABINO_Inside.tusd.local	2.87 %	29 Mbps	254 Mbps
10-Apr-18	Safford_Inside.tusd.local	2.00 %	20 Mbps	160 Mbps
10-Apr-18	SANTARITA_Inside.tusd.local	2.50 %	25 Mbps	143 Mbps
10-Apr-18	SECRIST_Inside.tusd.local	1.16 %	12 Mbps	63 Mbps
10-Apr-18	SEWELL_Inside.tusd.local	0.49 %	4.94 Mbps	43 Mbps
10-Apr-18	SOLENG_Inside.tusd.local	0.74 %	7.38 Mbps	115 Mbps
10-Apr-18	STARR_Inside.tusd.local	0.73 %	7.29 Mbps	97 Mbps
10-Apr-18	STEELE_Inside.tusd.local	0.99 %	10 Mbps	140 Mbps
10-Apr-18	TOLSON_Inside.tusd.local	0.99 %	10 Mbps	111 Mbps
10-Apr-18	TRANSEAST_Inside.tusd.local	0.18 %	1.79 Mbps	21 Mbps
10-Apr-18	Tucson_Inside.tusd.local	11.44 %	114 Mbps	427 Mbps
10-Apr-18	TULLY_Inside.tusd.local	0.73 %	7.35 Mbps	54 Mbps
10-Apr-18	URQUIDES_Inside.tusd1.org	1.28 %	13 Mbps	133 Mbps
10-Apr-18	UTTERBACK_Inside.tusd.local	1.90 %	19 Mbps	111 Mbps
10-Apr-18	VAIL_Inside.tusd.local	2.11 %	21 Mbps	81 Mbps
10-Apr-18	VALENCIA_Inside.tusd.local	2.77 %	28 Mbps	183 Mbps
10-Apr-18	VanBuskirk_Inside.tusd.local	0.33 %	3.28 Mbps	25 Mbps
10-Apr-18	VESEY_Inside.tusd.local	0.95 %	10 Mbps	116 Mbps
10-Apr-18	Warren_Inside.tusd.local	0.77 %	7.72 Mbps	124 Mbps
10-Apr-18	WHEELER_Inside.tusd.local	0.76 %	7.60 Mbps	119 Mbps
10-Apr-18	WHITE_Inside.tusd.local	1.44 %	14 Mbps	69 Mbps
10-Apr-18	WHITMORE_Inside.tusd.local	0.58 %	5.82 Mbps	121 Mbps
10-Apr-18	WRIGHT_Inside.tusd.local	0.67 %	6.70 Mbps	41 Mbps
11-Apr-18	BANKS_Inside.tusd.local	0.45 %	4.49 Mbps	73 Mbps
11-Apr-18	BLENMAN_Inside.tusd.local	1.10 %	11 Mbps	196 Mbps
11-Apr-18	BLOOM_Inside.tusd.local	0.87 %	8.67 Mbps	50 Mbps
11-Apr-18	BONILLAS_Inside.tusd.local	1.05 %	10 Mbps	87 Mbps





## TUSD Internet Usage AZMERIT

Date	Site Name	Average Utilization	Average bps	Peak bps
11-Apr-18	BORMAN_Inside.tusd1.org	1.26 %	13 Mbps	64 Mbps
11-Apr-18	BORTON_Inside.tusd.local	0.53 %	5.32 Mbps	96 Mbps
11-Apr-18	CARRILLO_Inside.tusd.local	1.28 %	13 Mbps	139 Mbps
11-Apr-18	CATALINA_Inside.tusd.local	3.70 %	37 Mbps	155 Mbps
11-Apr-18	CAVETT_Inside.tusd.local	0.71 %	7.07 Mbps	40 Mbps
11-Apr-18	CHOLLA_Inside.tusd.local	6.82 %	68 Mbps	332 Mbps
11-Apr-18	COLLIER_Inside.tusd.local	0.25 %	2.49 Mbps	64 Mbps
11-Apr-18	CRAGIN_Inside.tusd.local	0.82 %	8.17 Mbps	60 Mbps
11-Apr-18	DAVIDSON_Inside.tusd.local	0.90 %	8.96 Mbps	88 Mbps
11-Apr-18	DAVIS_Inside.tusd.local	0.97 %	10 Mbps	110 Mbps
11-Apr-18	DIETZ_Inside.tusd.local	2.33 %	23 Mbps	138 Mbps
11-Apr-18	DODGE_Inside.tusd.local	0.59 %	5.86 Mbps	30 Mbps
11-Apr-18	DOOLEN_Inside.tusd.local	1.19 %	12 Mbps	66 Mbps
11-Apr-18	DRACHMAN_Inside.tusd.local	1.30 %	13 Mbps	119 Mbps
11-Apr-18	DUNHAM_Inside.tusd.local	1.19 %	12 Mbps	161 Mbps
11-Apr-18	ERICKSON_Inside.tusd.local	1.00 %	10 Mbps	54 Mbps
11-Apr-18	FICKETT_Inside.tusd.local	2.49 %	25 Mbps	114 Mbps
11-Apr-18	FORD_Inside.tusd.local	0.91 %	9 Mbps	38 Mbps
11-Apr-18	Fruchthendler_Inside.tusd.local	0.76 %	7.59 Mbps	56 Mbps
11-Apr-18	GALE_Inside.tusd.local	0.79 %	7.86 Mbps	129 Mbps
11-Apr-18	Gridley_Inside.tusd.local	1.93 %	19 Mbps	80 Mbps
11-Apr-18	Grijalva_Inside.tusd.local	0.81 %	8.13 Mbps	59 Mbps
11-Apr-18	HENRY_Inside.tusd.local	0.61 %	6.08 Mbps	53 Mbps
11-Apr-18	HOLLADAY_Inside.tusd.local	0.54 %	5.36 Mbps	89 Mbps
11-Apr-18	HOLLINGER_Inside.tusd.local	1.13 %	11 Mbps	104 Mbps
11-Apr-18	HOWELL_Inside.tusd.local	0.69 %	6.92 Mbps	44 Mbps
11-Apr-18	HUDLOW_Inside.tusd.local	0.85 %	8.45 Mbps	49 Mbps
11-Apr-18	Hughes_Inside.tusd.local	0.60 %	5.95 Mbps	63 Mbps
11-Apr-18	INV-INT-R01.tusd1.org	8.50 %	850 Mbps	3.1 Gbps
11-Apr-18	Johnson_Inside.tusd.local	0.65 %	6.52 Mbps	72 Mbps
11-Apr-18	KELLOND_Inside.tusd.local	1.24 %	12 Mbps	142 Mbps
11-Apr-18	Lawrence_Inside.tusd.local	0.73 %	7.27 Mbps	72 Mbps
11-Apr-18	LINEWEAVER_Inside.tusd.local	0.95 %	9 Mbps	42 Mbps
11-Apr-18	MAGEE_Inside.tusd.local	1.12 %	11 Mbps	152 Mbps
11-Apr-18	Maldonado_Inside.tusd.local	0.70 %	6.98 Mbps	77 Mbps
11-Apr-18	MANSFELD_Inside.tusd.local	3.51 %	35 Mbps	151 Mbps
11-Apr-18	MANZO_Inside.tusd.local	0.57 %	5.75 Mbps	49 Mbps
11-Apr-18	MARSHALL_Inside.tusd.local	1.19 %	12 Mbps	163 Mbps
11-Apr-18	Maxwell_Inside.tusd.local	1.02 %	10 Mbps	42 Mbps
11-Apr-18	MEREDITH_Inside.tusd.local	1.43 %	14 Mbps	125 Mbps
11-Apr-18	MILES_Inside.tusd.local	1.66 %	17 Mbps	84 Mbps
11-Apr-18	Miller_Inside.tusd.local	0.84 %	8.36 Mbps	187 Mbps
11-Apr-18	MissionView_Inside.tusd.local	0.21 %	2.10 Mbps	15 Mbps
11-Apr-18	MYERS_Inside.tusd.local	1.06 %	11 Mbps	55 Mbps
11-Apr-18	NAYLOR_Inside.tusd.local	0.90 %	9 Mbps	41 Mbps
11-Apr-18	OCHOA_Inside.tusd.local	0.59 %	5.92 Mbps	130 Mbps
11-Apr-18	Oyama_Inside.tusd.local	0.85 %	8.49 Mbps	164 Mbps





## TUSD Internet Usage AZMERIT

Date	Site Name	Average Utilization	Average bps	Peak bps
11-Apr-18	PISTOR_Inside.tusd.local	2.30 %	23 Mbps	112 Mbps
11-Apr-18	ProjectMore_Inside.tusd.local	0.69 %	6.93 Mbps	46 Mbps
11-Apr-18	PUEBLO_Inside.tusd.local	6.53 %	65 Mbps	297 Mbps
11-Apr-18	PuebloGardens_Inside.tusd.local	0.96 %	10 Mbps	87 Mbps
11-Apr-18	ROBINS_Inside.tusd1.org	1.00 %	10 Mbps	89 Mbps
11-Apr-18	ROBISON_Inside.tusd.local	0.78 %	7.80 Mbps	53 Mbps
11-Apr-18	Rose_Inside.tusd.local	2.26 %	23 Mbps	155 Mbps
11-Apr-18	ROSKRUGE_Inside.tusd.local	1.11 %	11 Mbps	58 Mbps
11-Apr-18	SABINO_Inside.tusd.local	2.14 %	21 Mbps	243 Mbps
11-Apr-18	Safford_Inside.tusd.local	2.13 %	21 Mbps	133 Mbps
11-Apr-18	SANTARITA_Inside.tusd.local	1.98 %	20 Mbps	87 Mbps
11-Apr-18	SECRIST_Inside.tusd.local	0.67 %	6.73 Mbps	55 Mbps
11-Apr-18	SEWELL_Inside.tusd.local	0.60 %	5.98 Mbps	37 Mbps
11-Apr-18	SOLENG_Inside.tusd.local	0.66 %	6.58 Mbps	58 Mbps
11-Apr-18	STARR_Inside.tusd.local	0.60 %	6.00 Mbps	54 Mbps
11-Apr-18	STEELE_Inside.tusd.local	0.82 %	8.24 Mbps	56 Mbps
11-Apr-18	TOLSON_Inside.tusd.local	0.73 %	7.26 Mbps	44 Mbps
11-Apr-18	TRANSEAST_Inside.tusd.local	0.21 %	2.08 Mbps	21 Mbps
11-Apr-18	Tucson_Inside.tusd.local	7.31 %	73 Mbps	371 Mbps
11-Apr-18	TULLY_Inside.tusd.local	0.31 %	3.09 Mbps	41 Mbps
11-Apr-18	URQUIDES_Inside.tusd1.org	0.84 %	8.38 Mbps	86 Mbps
11-Apr-18	UTTERBACK_Inside.tusd.local	1.08 %	11 Mbps	82 Mbps
11-Apr-18	VAIL_Inside.tusd.local	1.47 %	15 Mbps	75 Mbps
11-Apr-18	VALENCIA_Inside.tusd.local	1.63 %	16 Mbps	82 Mbps
11-Apr-18	VanBuskirk_Inside.tusd.local	0.25 %	2.48 Mbps	18 Mbps
11-Apr-18	VESEY_Inside.tusd.local	1.13 %	11 Mbps	321 Mbps
11-Apr-18	Warren_Inside.tusd.local	0.68 %	6.79 Mbps	73 Mbps
11-Apr-18	WHEELER_Inside.tusd.local	0.99 %	10 Mbps	63 Mbps
11-Apr-18	WHITE_Inside.tusd.local	1.04 %	10 Mbps	75 Mbps
11-Apr-18	WHITMORE_Inside.tusd.local	0.68 %	6.83 Mbps	121 Mbps
11-Apr-18	WRIGHT_Inside.tusd.local	0.63 %	6.28 Mbps	216 Mbps
12-Apr-18	BANKS_Inside.tusd.local	0.36 %	3.61 Mbps	36 Mbps
12-Apr-18	BLNMAN_Inside.tusd.local	1.65 %	17 Mbps	110 Mbps
12-Apr-18	BLOOM_Inside.tusd.local	1.48 %	15 Mbps	143 Mbps
12-Apr-18	BONILLAS_Inside.tusd.local	1.52 %	15 Mbps	198 Mbps
12-Apr-18	BORMAN_Inside.tusd1.org	1.51 %	15 Mbps	225 Mbps
12-Apr-18	BORTON_Inside.tusd.local	0.63 %	6.26 Mbps	109 Mbps
12-Apr-18	CARRILLO_Inside.tusd.local	0.87 %	8.73 Mbps	75 Mbps
12-Apr-18	CATALINA_Inside.tusd.local	5.54 %	55 Mbps	279 Mbps
12-Apr-18	CAVETT_Inside.tusd.local	0.80 %	7.99 Mbps	65 Mbps
12-Apr-18	CHOLLA_Inside.tusd.local	8.41 %	84 Mbps	386 Mbps
12-Apr-18	COLLIER_Inside.tusd.local	0.79 %	7.90 Mbps	98 Mbps
12-Apr-18	CRAGIN_Inside.tusd.local	1.94 %	19 Mbps	324 Mbps
12-Apr-18	DAVIDSON_Inside.tusd.local	1.56 %	16 Mbps	122 Mbps
12-Apr-18	DAVIS_Inside.tusd.local	0.91 %	9 Mbps	73 Mbps
12-Apr-18	DIETZ_Inside.tusd.local	1.51 %	15 Mbps	158 Mbps
12-Apr-18	DODGE_Inside.tusd.local	1.34 %	13 Mbps	95 Mbps





## TUSD Internet Usage AZMERIT

Date	Site Name	Average Utilization	Average bps	Peak bps
12-Apr-18	DOOLEN_Inside.tusd.local	2.81 %	28 Mbps	278 Mbps
12-Apr-18	DRACHMAN_Inside.tusd.local	1.76 %	18 Mbps	207 Mbps
12-Apr-18	DUNHAM_Inside.tusd.local	0.91 %	9 Mbps	123 Mbps
12-Apr-18	ERICKSON_Inside.tusd.local	2.42 %	24 Mbps	386 Mbps
12-Apr-18	FICKETT_Inside.tusd.local	5.97 %	60 Mbps	666 Mbps
12-Apr-18	FORD_Inside.tusd.local	2.64 %	26 Mbps	186 Mbps
12-Apr-18	Fruchthendler_Inside.tusd.local	1.43 %	14 Mbps	128 Mbps
12-Apr-18	GALE_Inside.tusd.local	1.41 %	14 Mbps	122 Mbps
12-Apr-18	Gridley_Inside.tusd.local	2.94 %	29 Mbps	194 Mbps
12-Apr-18	Grijalva_Inside.tusd.local	0.85 %	8.49 Mbps	86 Mbps
12-Apr-18	HENRY_Inside.tusd.local	1.79 %	18 Mbps	193 Mbps
12-Apr-18	HOLLADAY_Inside.tusd.local	0.30 %	3.04 Mbps	30 Mbps
12-Apr-18	HOLLINGER_Inside.tusd.local	1.33 %	13 Mbps	105 Mbps
12-Apr-18	HOWELL_Inside.tusd.local	1.23 %	12 Mbps	99 Mbps
12-Apr-18	HUDLOW_Inside.tusd.local	2.11 %	21 Mbps	192 Mbps
12-Apr-18	Hughes_Inside.tusd.local	1.57 %	16 Mbps	155 Mbps
12-Apr-18	INV-INT-R01.tusd1.org	9.09 %	909 Mbps	3.1 Gbps
12-Apr-18	Johnson_Inside.tusd.local	0.49 %	4.87 Mbps	33 Mbps
12-Apr-18	KELLOND_Inside.tusd.local	1.09 %	11 Mbps	131 Mbps
12-Apr-18	Lawrence_Inside.tusd.local	2.59 %	26 Mbps	259 Mbps
12-Apr-18	LINEWEAVER_Inside.tusd.local	1.63 %	16 Mbps	115 Mbps
12-Apr-18	MAGEE_Inside.tusd.local	2.43 %	24 Mbps	176 Mbps
12-Apr-18	Maldonado_Inside.tusd.local	1.50 %	15 Mbps	116 Mbps
12-Apr-18	MANSFELD_Inside.tusd.local	6.78 %	68 Mbps	568 Mbps
12-Apr-18	MANZO_Inside.tusd.local	1.61 %	16 Mbps	298 Mbps
12-Apr-18	MARSHALL_Inside.tusd.local	1.59 %	16 Mbps	81 Mbps
12-Apr-18	Maxwell_Inside.tusd.local	1.31 %	13 Mbps	156 Mbps
12-Apr-18	MEREDITH_Inside.tusd.local	1.61 %	16 Mbps	130 Mbps
12-Apr-18	MILES_Inside.tusd.local	4.00 %	40 Mbps	162 Mbps
12-Apr-18	Miller_Inside.tusd.local	1.13 %	11 Mbps	225 Mbps
12-Apr-18	MissionView_Inside.tusd.local	0.38 %	3.75 Mbps	70 Mbps
12-Apr-18	MYERS_Inside.tusd.local	2.14 %	21 Mbps	212 Mbps
12-Apr-18	NAYLOR_Inside.tusd.local	2.54 %	25 Mbps	306 Mbps
12-Apr-18	OCHOA_Inside.tusd.local	0.53 %	5.27 Mbps	62 Mbps
12-Apr-18	Oyama_Inside.tusd.local	0.62 %	6.19 Mbps	46 Mbps
12-Apr-18	PISTOR_Inside.tusd.local	2.67 %	27 Mbps	127 Mbps
12-Apr-18	ProjectMore_Inside.tusd.local	1.29 %	13 Mbps	127 Mbps
12-Apr-18	PUEBLO_Inside.tusd.local	7.60 %	76 Mbps	291 Mbps
12-Apr-18	PuebloGardens_Inside.tusd.local	0.73 %	7.26 Mbps	147 Mbps
12-Apr-18	ROBINS_Inside.tusd1.org	1.44 %	14 Mbps	187 Mbps
12-Apr-18	ROBISON_Inside.tusd.local	1.07 %	11 Mbps	60 Mbps
12-Apr-18	Rose_Inside.tusd.local	1.52 %	15 Mbps	142 Mbps
12-Apr-18	ROSKRUGE_Inside.tusd.local	1.63 %	16 Mbps	134 Mbps
12-Apr-18	SABINO_Inside.tusd.local	5.05 %	51 Mbps	372 Mbps
12-Apr-18	Safford_Inside.tusd.local	2.67 %	27 Mbps	183 Mbps
12-Apr-18	SANTARITA_Inside.tusd.local	4.68 %	47 Mbps	569 Mbps
12-Apr-18	SECRIST_Inside.tusd.local	2.13 %	21 Mbps	124 Mbps





## TUSD Internet Usage AZMERIT

Date	Site Name	Average Utilization	Average bps	Peak bps
12-Apr-18	SEWELL_Inside.tusd.local	0.94 %	9 Mbps	134 Mbps
12-Apr-18	SOLENG_Inside.tusd.local	1.85 %	19 Mbps	506 Mbps
12-Apr-18	STARR_Inside.tusd.local	1.04 %	10 Mbps	129 Mbps
12-Apr-18	STEELE_Inside.tusd.local	1.71 %	17 Mbps	105 Mbps
12-Apr-18	TOLSON_Inside.tusd.local	0.79 %	7.85 Mbps	83 Mbps
12-Apr-18	TRANSEAST_Inside.tusd.local	0.33 %	3.27 Mbps	49 Mbps
12-Apr-18	Tucson_Inside.tusd.local	9.89 %	99 Mbps	413 Mbps
12-Apr-18	TULLY_Inside.tusd.local	0.73 %	7.29 Mbps	106 Mbps
12-Apr-18	URQUIDES_Inside.tusd1.org	1.34 %	13 Mbps	141 Mbps
12-Apr-18	UTTERBACK_Inside.tusd.local	2.20 %	22 Mbps	131 Mbps
12-Apr-18	VAIL_Inside.tusd.local	3.32 %	33 Mbps	238 Mbps
12-Apr-18	VALENCIA_Inside.tusd.local	3.08 %	31 Mbps	204 Mbps
12-Apr-18	VanBuskirk_Inside.tusd.local	0.21 %	2.10 Mbps	15 Mbps
12-Apr-18	VESEY_Inside.tusd.local	1.02 %	10 Mbps	123 Mbps
12-Apr-18	Warren_Inside.tusd.local	0.75 %	7.45 Mbps	145 Mbps
12-Apr-18	WHEELER_Inside.tusd.local	1.82 %	18 Mbps	221 Mbps
12-Apr-18	WHITE_Inside.tusd.local	1.54 %	15 Mbps	116 Mbps
12-Apr-18	WHITMORE_Inside.tusd.local	2.33 %	23 Mbps	363 Mbps
12-Apr-18	WRIGHT_Inside.tusd.local	0.80 %	8.03 Mbps	88 Mbps
13-Apr-18	BANKS_Inside.tusd.local	0.23 %	2.30 Mbps	56 Mbps
13-Apr-18	BLENMAN_Inside.tusd.local	0.78 %	7.82 Mbps	30 Mbps
13-Apr-18	BLOOM_Inside.tusd.local	1.24 %	12 Mbps	117 Mbps
13-Apr-18	BONILLAS_Inside.tusd.local	0.64 %	6.38 Mbps	56 Mbps
13-Apr-18	BORMAN_Inside.tusd1.org	0.46 %	4.60 Mbps	50 Mbps
13-Apr-18	BORTON_Inside.tusd.local	0.49 %	4.93 Mbps	116 Mbps
13-Apr-18	CARRILLO_Inside.tusd.local	0.75 %	7.52 Mbps	92 Mbps
13-Apr-18	CATALINA_Inside.tusd.local	3.55 %	36 Mbps	146 Mbps
13-Apr-18	CAVETT_Inside.tusd.local	1.19 %	12 Mbps	156 Mbps
13-Apr-18	CHOLLA_Inside.tusd.local	6.42 %	64 Mbps	252 Mbps
13-Apr-18	COLLIER_Inside.tusd.local	0.24 %	2.38 Mbps	22 Mbps
13-Apr-18	CRAGIN_Inside.tusd.local	0.85 %	8.51 Mbps	143 Mbps
13-Apr-18	DAVIDSON_Inside.tusd.local	1.26 %	13 Mbps	105 Mbps
13-Apr-18	DAVIS_Inside.tusd.local	0.72 %	7.21 Mbps	95 Mbps
13-Apr-18	DIETZ_Inside.tusd.local	1.24 %	12 Mbps	267 Mbps
13-Apr-18	DODGE_Inside.tusd.local	0.44 %	4.42 Mbps	35 Mbps
13-Apr-18	DOOLEN_Inside.tusd.local	1.07 %	11 Mbps	54 Mbps
13-Apr-18	DRACHMAN_Inside.tusd.local	2.09 %	21 Mbps	181 Mbps
13-Apr-18	DUNHAM_Inside.tusd.local	0.24 %	2.44 Mbps	21 Mbps
13-Apr-18	ERICKSON_Inside.tusd.local	1.12 %	11 Mbps	106 Mbps
13-Apr-18	FICKETT_Inside.tusd.local	2.38 %	24 Mbps	105 Mbps
13-Apr-18	FORD_Inside.tusd.local	2.00 %	20 Mbps	122 Mbps
13-Apr-18	Fruchthendler_Inside.tusd.local	0.91 %	9 Mbps	111 Mbps
13-Apr-18	GALE_Inside.tusd.local	0.69 %	6.93 Mbps	86 Mbps
13-Apr-18	Gridley_Inside.tusd.local	2.04 %	20 Mbps	158 Mbps
13-Apr-18	Grijalva_Inside.tusd.local	0.95 %	9 Mbps	73 Mbps
13-Apr-18	HENRY_Inside.tusd.local	0.60 %	5.99 Mbps	107 Mbps
13-Apr-18	HOLLADAY_Inside.tusd.local	0.34 %	3.44 Mbps	94 Mbps





## TUSD Internet Usage AZMERIT

Date	Site Name	Average Utilization	Average bps	Peak bps
13-Apr-18	HOLLINGER_Inside.tusd.local	0.95 %	10 Mbps	93 Mbps
13-Apr-18	HOWELL_Inside.tusd.local	0.61 %	6.06 Mbps	28 Mbps
13-Apr-18	HUDLOW_Inside.tusd.local	1.43 %	14 Mbps	116 Mbps
13-Apr-18	Hughes_Inside.tusd.local	0.99 %	10 Mbps	54 Mbps
13-Apr-18	INV-INT-R01.tusd1.org	8.72 %	872 Mbps	2.9 Gbps
13-Apr-18	Johnson_Inside.tusd.local	0.54 %	5.42 Mbps	101 Mbps
13-Apr-18	KELLOND_Inside.tusd.local	1.15 %	12 Mbps	198 Mbps
13-Apr-18	Lawrence_Inside.tusd.local	2.14 %	21 Mbps	208 Mbps
13-Apr-18	LINEWEAVER_Inside.tusd.local	1.04 %	10 Mbps	57 Mbps
13-Apr-18	MAGEE_Inside.tusd.local	0.98 %	10 Mbps	46 Mbps
13-Apr-18	Maldonado_Inside.tusd.local	0.38 %	3.82 Mbps	93 Mbps
13-Apr-18	MANSFELD_Inside.tusd.local	3.42 %	34 Mbps	200 Mbps
13-Apr-18	MANZO_Inside.tusd.local	1.31 %	13 Mbps	95 Mbps
13-Apr-18	MARSHALL_Inside.tusd.local	0.96 %	10 Mbps	73 Mbps
13-Apr-18	Maxwell_Inside.tusd.local	0.74 %	7.38 Mbps	96 Mbps
13-Apr-18	MEREDITH_Inside.tusd.local	1.10 %	11 Mbps	107 Mbps
13-Apr-18	MILES_Inside.tusd.local	7.36 %	74 Mbps	154 Mbps
13-Apr-18	Miller_Inside.tusd.local	2.13 %	21 Mbps	166 Mbps
13-Apr-18	MissionView_Inside.tusd.local	0.50 %	5.05 Mbps	159 Mbps
13-Apr-18	MYERS_Inside.tusd.local	1.12 %	11 Mbps	116 Mbps
13-Apr-18	NAYLOR_Inside.tusd.local	1.11 %	11 Mbps	96 Mbps
13-Apr-18	OCHOA_Inside.tusd.local	0.48 %	4.78 Mbps	72 Mbps
13-Apr-18	Oyama_Inside.tusd.local	0.41 %	4.13 Mbps	29 Mbps
13-Apr-18	PISTOR_Inside.tusd.local	1.86 %	19 Mbps	76 Mbps
13-Apr-18	ProjectMore_Inside.tusd.local	0.52 %	5.24 Mbps	24 Mbps
13-Apr-18	PUEBLO_Inside.tusd.local	5.65 %	56 Mbps	251 Mbps
13-Apr-18	PuebloGardens_Inside.tusd.local	0.62 %	6.25 Mbps	92 Mbps
13-Apr-18	ROBINS_Inside.tusd1.org	0.87 %	8.75 Mbps	85 Mbps
13-Apr-18	ROBISON_Inside.tusd.local	0.64 %	6.45 Mbps	30 Mbps
13-Apr-18	Rose_Inside.tusd.local	1.43 %	14 Mbps	128 Mbps
13-Apr-18	ROSKRUGE_Inside.tusd.local	1.06 %	11 Mbps	65 Mbps
13-Apr-18	SABINO_Inside.tusd.local	2.43 %	24 Mbps	126 Mbps
13-Apr-18	Safford_Inside.tusd.local	2.36 %	24 Mbps	272 Mbps
13-Apr-18	SANTARITA_Inside.tusd.local	2.21 %	22 Mbps	132 Mbps
13-Apr-18	SECRIST_Inside.tusd.local	0.90 %	9 Mbps	73 Mbps
13-Apr-18	SEWELL_Inside.tusd.local	0.41 %	4.14 Mbps	40 Mbps
13-Apr-18	SOLENG_Inside.tusd.local	0.39 %	3.89 Mbps	96 Mbps
13-Apr-18	STARR_Inside.tusd.local	0.49 %	4.88 Mbps	74 Mbps
13-Apr-18	STEELE_Inside.tusd.local	1.18 %	12 Mbps	84 Mbps
13-Apr-18	TOLSON_Inside.tusd.local	0.85 %	8.49 Mbps	73 Mbps
13-Apr-18	TRANSEAST_Inside.tusd.local	0.13 %	1.29 Mbps	23 Mbps
13-Apr-18	Tucson_Inside.tusd.local	10.97 %	110 Mbps	468 Mbps
13-Apr-18	TULLY_Inside.tusd.local	0.61 %	6.14 Mbps	74 Mbps
13-Apr-18	URQUIDES_Inside.tusd1.org	1.07 %	11 Mbps	127 Mbps
13-Apr-18	UTTERBACK_Inside.tusd.local	1.34 %	13 Mbps	75 Mbps
13-Apr-18	VAIL_Inside.tusd.local	1.68 %	17 Mbps	71 Mbps
13-Apr-18	VALENCIA_Inside.tusd.local	2.28 %	23 Mbps	167 Mbps





## TUSD Internet Usage AZMERIT

Date	Site Name	Average Utilization	Average bps	Peak bps
13-Apr-18	VanBuskirk_Inside.tusd.local	0.39 %	3.86 Mbps	41 Mbps
13-Apr-18	VESEY_Inside.tusd.local	1.24 %	12 Mbps	163 Mbps
13-Apr-18	Warren_Inside.tusd.local	0.58 %	5.78 Mbps	81 Mbps
13-Apr-18	WHEELER_Inside.tusd.local	0.83 %	8.28 Mbps	115 Mbps
13-Apr-18	WHITE_Inside.tusd.local	1.61 %	16 Mbps	168 Mbps
13-Apr-18	WHITMORE_Inside.tusd.local	0.53 %	5.25 Mbps	127 Mbps
13-Apr-18	WRIGHT_Inside.tusd.local	0.58 %	5.83 Mbps	96 Mbps
14-Apr-18	BANKS_Inside.tusd.local	0.09 %	873 Kbps	10 Mbps
14-Apr-18	BLNMAN_Inside.tusd.local	0.36 %	3.62 Mbps	12 Mbps
14-Apr-18	BLOOM_Inside.tusd.local	0.46 %	4.64 Mbps	13 Mbps
14-Apr-18	BONILLAS_Inside.tusd.local	0.12 %	1.22 Mbps	21 Mbps
14-Apr-18	BORMAN_Inside.tusd1.org	0.12 %	1.19 Mbps	5.44 Mbps
14-Apr-18	BORTON_Inside.tusd.local	0.08 %	800 Kbps	4.25 Mbps
14-Apr-18	CARRILLO_Inside.tusd.local	0.10 %	986 Kbps	6.33 Mbps
14-Apr-18	CATALINA_Inside.tusd.local	0.28 %	2.76 Mbps	18 Mbps
14-Apr-18	CAVETT_Inside.tusd.local	0.15 %	1.54 Mbps	95 Mbps
14-Apr-18	CHOLLA_Inside.tusd.local	0.52 %	5.17 Mbps	24 Mbps
14-Apr-18	COLLIER_Inside.tusd.local	0.04 %	433 Kbps	3.21 Mbps
14-Apr-18	CRAGIN_Inside.tusd.local	0.10 %	972 Kbps	33 Mbps
14-Apr-18	DAVIDSON_Inside.tusd.local	0.64 %	6.42 Mbps	105 Mbps
14-Apr-18	DAVIS_Inside.tusd.local	0.07 %	708 Kbps	4.01 Mbps
14-Apr-18	DIETZ_Inside.tusd.local	0.09 %	889 Kbps	3.26 Mbps
14-Apr-18	DODGE_Inside.tusd.local	0.12 %	1.20 Mbps	7.07 Mbps
14-Apr-18	DOOLEN_Inside.tusd.local	0.09 %	853 Kbps	5.51 Mbps
14-Apr-18	DRACHMAN_Inside.tusd.local	0.48 %	4.78 Mbps	89 Mbps
14-Apr-18	DUNHAM_Inside.tusd.local	0.06 %	586 Kbps	4.15 Mbps
14-Apr-18	ERICKSON_Inside.tusd.local	0.27 %	2.69 Mbps	12 Mbps
14-Apr-18	FICKETT_Inside.tusd.local	0.31 %	3.07 Mbps	15 Mbps
14-Apr-18	FORD_Inside.tusd.local	0.61 %	6.06 Mbps	172 Mbps
14-Apr-18	Fruchthendler_Inside.tusd.local	0.22 %	2.24 Mbps	14 Mbps
14-Apr-18	GALE_Inside.tusd.local	0.36 %	3.64 Mbps	10 Mbps
14-Apr-18	Gridley_Inside.tusd.local	0.20 %	1.97 Mbps	5.39 Mbps
14-Apr-18	Grijalva_Inside.tusd.local	0.09 %	948 Kbps	4.56 Mbps
14-Apr-18	HENRY_Inside.tusd.local	0.18 %	1.80 Mbps	58 Mbps
14-Apr-18	HOLLADAY_Inside.tusd.local	0.04 %	388 Kbps	3.41 Mbps
14-Apr-18	HOLLINGER_Inside.tusd.local	0.08 %	817 Kbps	4.32 Mbps
14-Apr-18	HOWELL_Inside.tusd.local	0.17 %	1.73 Mbps	11 Mbps
14-Apr-18	HUDLOW_Inside.tusd.local	0.34 %	3.41 Mbps	28 Mbps
14-Apr-18	Hughes_Inside.tusd.local	0.43 %	4.29 Mbps	36 Mbps
14-Apr-18	INV-INT-R01.tusd1.org	0.80 %	80 Mbps	188 Mbps
14-Apr-18	Johnson_Inside.tusd.local	0.39 %	3.89 Mbps	15 Mbps
14-Apr-18	KELLOND_Inside.tusd.local	0.14 %	1.41 Mbps	7.19 Mbps
14-Apr-18	Lawrence_Inside.tusd.local	0.26 %	2.59 Mbps	53 Mbps
14-Apr-18	LINEWEAVER_Inside.tusd.local	0.32 %	3.17 Mbps	6.88 Mbps
14-Apr-18	MAGEE_Inside.tusd.local	0.14 %	1.38 Mbps	20 Mbps
14-Apr-18	Maldonado_Inside.tusd.local	0.08 %	776 Kbps	8.72 Mbps
14-Apr-18	MANSFELD_Inside.tusd.local	1.10 %	11 Mbps	110 Mbps





## TUSD Internet Usage AZMERIT

Date	Site Name	Average Utilization	Average bps	Peak bps
14-Apr-18	MANZO_Inside.tusd.local	0.07 %	749 Kbps	7.60 Mbps
14-Apr-18	MARSHALL_Inside.tusd.local	0.16 %	1.59 Mbps	120 Mbps
14-Apr-18	Maxwell_Inside.tusd.local	0.19 %	1.88 Mbps	144 Mbps
14-Apr-18	MEREDITH_Inside.tusd.local	0.19 %	1.93 Mbps	7.34 Mbps
14-Apr-18	MILES_Inside.tusd.local	9.16 %	92 Mbps	104 Mbps
14-Apr-18	Miller_Inside.tusd.local	0.28 %	2.85 Mbps	49 Mbps
14-Apr-18	MissionView_Inside.tusd.local	0.30 %	2.99 Mbps	78 Mbps
14-Apr-18	MYERS_Inside.tusd.local	0.08 %	786 Kbps	10 Mbps
14-Apr-18	NAYLOR_Inside.tusd.local	0.21 %	2.11 Mbps	6.15 Mbps
14-Apr-18	OCHOA_Inside.tusd.local	0.29 %	2.93 Mbps	76 Mbps
14-Apr-18	Oyama_Inside.tusd.local	0.10 %	979 Kbps	4.52 Mbps
14-Apr-18	PISTOR_Inside.tusd.local	0.19 %	1.91 Mbps	7.53 Mbps
14-Apr-18	ProjectMore_Inside.tusd.local	0.36 %	3.62 Mbps	20 Mbps
14-Apr-18	PUEBLO_Inside.tusd.local	0.48 %	4.75 Mbps	19 Mbps
14-Apr-18	PuebloGardens_Inside.tusd.local	0.12 %	1.15 Mbps	90 Mbps
14-Apr-18	ROBINS_Inside.tusd1.org	0.11 %	1.15 Mbps	5.61 Mbps
14-Apr-18	ROBISON_Inside.tusd.local	0.14 %	1.41 Mbps	5.48 Mbps
14-Apr-18	Rose_Inside.tusd.local	0.30 %	3.01 Mbps	82 Mbps
14-Apr-18	ROSKRUGE_Inside.tusd.local	0.15 %	1.55 Mbps	8.84 Mbps
14-Apr-18	SABINO_Inside.tusd.local	0.35 %	3.50 Mbps	40 Mbps
14-Apr-18	Safford_Inside.tusd.local	0.65 %	6.50 Mbps	74 Mbps
14-Apr-18	SANTARITA_Inside.tusd.local	0.12 %	1.19 Mbps	14 Mbps
14-Apr-18	SECRIST_Inside.tusd.local	0.06 %	631 Kbps	3.98 Mbps
14-Apr-18	SEWELL_Inside.tusd.local	0.04 %	371 Kbps	6.44 Mbps
14-Apr-18	SOLENG_Inside.tusd.local	0.08 %	848 Kbps	6.80 Mbps
14-Apr-18	STARR_Inside.tusd.local	0.20 %	1.97 Mbps	14 Mbps
14-Apr-18	STEELE_Inside.tusd.local	0.33 %	3.27 Mbps	19 Mbps
14-Apr-18	TOLSON_Inside.tusd.local	0.15 %	1.45 Mbps	38 Mbps
14-Apr-18	TRANSEAST_Inside.tusd.local	0.02 %	205 Kbps	1.15 Mbps
14-Apr-18	Tucson_Inside.tusd.local	1.19 %	12 Mbps	37 Mbps
14-Apr-18	TULLY_Inside.tusd.local	0.46 %	4.57 Mbps	33 Mbps
14-Apr-18	URQUIDES_Inside.tusd1.org	0.23 %	2.28 Mbps	13 Mbps
14-Apr-18	UTTERBACK_Inside.tusd.local	0.65 %	6.45 Mbps	15 Mbps
14-Apr-18	VAIL_Inside.tusd.local	0.25 %	2.47 Mbps	5.24 Mbps
14-Apr-18	VALENCIA_Inside.tusd.local	0.28 %	2.81 Mbps	30 Mbps
14-Apr-18	VanBuskirk_Inside.tusd.local	0.04 %	439 Kbps	2.14 Mbps
14-Apr-18	VESEY_Inside.tusd.local	0.26 %	2.64 Mbps	42 Mbps
14-Apr-18	Warren_Inside.tusd.local	0.16 %	1.62 Mbps	7.17 Mbps
14-Apr-18	WHEELER_Inside.tusd.local	0.22 %	2.20 Mbps	33 Mbps
14-Apr-18	WHITE_Inside.tusd.local	0.23 %	2.34 Mbps	9 Mbps
14-Apr-18	WHITMORE_Inside.tusd.local	0.05 %	483 Kbps	7.05 Mbps
14-Apr-18	WRIGHT_Inside.tusd.local	0.20 %	2.03 Mbps	191 Mbps
15-Apr-18	BANKS_Inside.tusd.local	0.11 %	1.06 Mbps	5.83 Mbps
15-Apr-18	BLENMAN_Inside.tusd.local	0.30 %	2.99 Mbps	8.85 Mbps
15-Apr-18	BLOOM_Inside.tusd.local	0.42 %	4.16 Mbps	8.52 Mbps
15-Apr-18	BONILLAS_Inside.tusd.local	0.07 %	685 Kbps	4.85 Mbps
15-Apr-18	BORMAN_Inside.tusd1.org	0.05 %	544 Kbps	1.98 Mbps







## TUSD Internet Usage AZMERIT

Date	Site Name	Average Utilization	Average bps	Peak bps
15-Apr-18	BORTON_Inside.tusd.local	0.05 %	527 Kbps	6.44 Mbps
15-Apr-18	CARRILLO_Inside.tusd.local	0.22 %	2.16 Mbps	69 Mbps
15-Apr-18	CATALINA_Inside.tusd.local	0.18 %	1.83 Mbps	12 Mbps
15-Apr-18	CAVETT_Inside.tusd.local	0.05 %	504 Kbps	3.44 Mbps
15-Apr-18	CHOLLA_Inside.tusd.local	0.25 %	2.51 Mbps	15 Mbps
15-Apr-18	COLLIER_Inside.tusd.local	0.06 %	605 Kbps	4.07 Mbps
15-Apr-18	CRAGIN_Inside.tusd.local	0.04 %	443 Kbps	4.66 Mbps
15-Apr-18	DAVIDSON_Inside.tusd.local	0.36 %	3.61 Mbps	14 Mbps
15-Apr-18	DAVIS_Inside.tusd.local	0.05 %	542 Kbps	2.86 Mbps
15-Apr-18	DIETZ_Inside.tusd.local	0.16 %	1.62 Mbps	74 Mbps
15-Apr-18	DODGE_Inside.tusd.local	0.07 %	694 Kbps	4.86 Mbps
15-Apr-18	DOOLEN_Inside.tusd.local	0.06 %	583 Kbps	8.30 Mbps
15-Apr-18	DRACHMAN_Inside.tusd.local	0.17 %	1.68 Mbps	32 Mbps
15-Apr-18	DUNHAM_Inside.tusd.local	0.06 %	591 Kbps	4.44 Mbps
15-Apr-18	ERICKSON_Inside.tusd.local	0.08 %	841 Kbps	14 Mbps
15-Apr-18	FICKETT_Inside.tusd.local	0.23 %	2.27 Mbps	6.04 Mbps
15-Apr-18	FORD_Inside.tusd.local	0.34 %	3.39 Mbps	11 Mbps
15-Apr-18	Fruchthendler_Inside.tusd.local	0.21 %	2.08 Mbps	10 Mbps
15-Apr-18	GALE_Inside.tusd.local	0.43 %	4.27 Mbps	41 Mbps
15-Apr-18	Gridley_Inside.tusd.local	0.22 %	2.24 Mbps	21 Mbps
15-Apr-18	Grijalva_Inside.tusd.local	0.07 %	696 Kbps	2.43 Mbps
15-Apr-18	HENRY_Inside.tusd.local	0.04 %	444 Kbps	2.72 Mbps
15-Apr-18	HOLLADAY_Inside.tusd.local	0.03 %	264 Kbps	2.77 Mbps
15-Apr-18	HOLLINGER_Inside.tusd.local	0.09 %	914 Kbps	12 Mbps
15-Apr-18	HOWELL_Inside.tusd.local	0.07 %	670 Kbps	5.96 Mbps
15-Apr-18	HUDLOW_Inside.tusd.local	0.25 %	2.46 Mbps	10 Mbps
15-Apr-18	Hughes_Inside.tusd.local	0.31 %	3.07 Mbps	6.21 Mbps
15-Apr-18	INV-INT-R01.tusd1.org	0.66 %	66 Mbps	153 Mbps
15-Apr-18	Johnson_Inside.tusd.local	0.45 %	4.47 Mbps	12 Mbps
15-Apr-18	KELLOND_Inside.tusd.local	0.08 %	842 Kbps	2.88 Mbps
15-Apr-18	Lawrence_Inside.tusd.local	0.05 %	531 Kbps	2.63 Mbps
15-Apr-18	LINEWEAVER_Inside.tusd.local	0.32 %	3.18 Mbps	10 Mbps
15-Apr-18	MAGEE_Inside.tusd.local	0.09 %	897 Kbps	3.74 Mbps
15-Apr-18	Maldonado_Inside.tusd.local	0.06 %	640 Kbps	5.32 Mbps
15-Apr-18	MANSFELD_Inside.tusd.local	0.90 %	9 Mbps	15 Mbps
15-Apr-18	MANZO_Inside.tusd.local	0.18 %	1.75 Mbps	75 Mbps
15-Apr-18	MARSHALL_Inside.tusd.local	0.08 %	798 Kbps	21 Mbps
15-Apr-18	Maxwell_Inside.tusd.local	0.08 %	768 Kbps	4.22 Mbps
15-Apr-18	MEREDITH_Inside.tusd.local	0.17 %	1.68 Mbps	4.65 Mbps
15-Apr-18	MILES_Inside.tusd.local	7.46 %	75 Mbps	93 Mbps
15-Apr-18	Miller_Inside.tusd.local	0.11 %	1.14 Mbps	16 Mbps
15-Apr-18	MissionView_Inside.tusd.local	0.09 %	854 Kbps	6.42 Mbps
15-Apr-18	MYERS_Inside.tusd.local	0.08 %	835 Kbps	30 Mbps
15-Apr-18	NAYLOR_Inside.tusd.local	0.15 %	1.51 Mbps	4.62 Mbps
15-Apr-18	OCHOA_Inside.tusd.local	0.06 %	614 Kbps	2.94 Mbps
15-Apr-18	Oyama_Inside.tusd.local	0.07 %	694 Kbps	3.23 Mbps
15-Apr-18	PISTOR_Inside.tusd.local	0.11 %	1.05 Mbps	6.21 Mbps





## TUSD Internet Usage AZMERIT

Date	Site Name	Average Utilization	Average bps	Peak bps
15-Apr-18	ProjectMore_Inside.tusd.local	0.05 %	493 Kbps	5.51 Mbps
15-Apr-18	PUEBLO_Inside.tusd.local	0.31 %	3.14 Mbps	29 Mbps
15-Apr-18	PuebloGardens_Inside.tusd.local	0.04 %	447 Kbps	2.33 Mbps
15-Apr-18	ROBINS_Inside.tusd1.org	0.12 %	1.22 Mbps	7.05 Mbps
15-Apr-18	ROBISON_Inside.tusd.local	0.09 %	935 Kbps	55 Mbps
15-Apr-18	Rose_Inside.tusd.local	0.24 %	2.42 Mbps	98 Mbps
15-Apr-18	ROSKRUGE_Inside.tusd.local	0.12 %	1.21 Mbps	8.07 Mbps
15-Apr-18	SABINO_Inside.tusd.local	0.19 %	1.87 Mbps	27 Mbps
15-Apr-18	Safford_Inside.tusd.local	0.41 %	4.07 Mbps	69 Mbps
15-Apr-18	SANTARITA_Inside.tusd.local	0.08 %	761 Kbps	6.19 Mbps
15-Apr-18	SECRIST_Inside.tusd.local	0.06 %	649 Kbps	4.39 Mbps
15-Apr-18	SEWELL_Inside.tusd.local	0.05 %	491 Kbps	5.75 Mbps
15-Apr-18	SOLENG_Inside.tusd.local	0.06 %	615 Kbps	4.64 Mbps
15-Apr-18	STARR_Inside.tusd.local	0.04 %	445 Kbps	2.55 Mbps
15-Apr-18	STEELE_Inside.tusd.local	0.19 %	1.90 Mbps	9 Mbps
15-Apr-18	TOLSON_Inside.tusd.local	0.20 %	2.01 Mbps	43 Mbps
15-Apr-18	TRANSEAST_Inside.tusd.local	0.02 %	192 Kbps	1.56 Mbps
15-Apr-18	Tucson_Inside.tusd.local	1.03 %	10 Mbps	23 Mbps
15-Apr-18	TULLY_Inside.tusd.local	0.45 %	4.47 Mbps	59 Mbps
15-Apr-18	URQUIDES_Inside.tusd1.org	0.14 %	1.45 Mbps	6.40 Mbps
15-Apr-18	UTTERBACK_Inside.tusd.local	0.47 %	4.67 Mbps	14 Mbps
15-Apr-18	VAIL_Inside.tusd.local	0.12 %	1.23 Mbps	3.14 Mbps
15-Apr-18	VALENCIA_Inside.tusd.local	0.25 %	2.47 Mbps	12 Mbps
15-Apr-18	VanBuskirk_Inside.tusd.local	0.04 %	386 Kbps	2.31 Mbps
15-Apr-18	VESEY_Inside.tusd.local	0.10 %	1.00 Mbps	3.61 Mbps
15-Apr-18	Warren_Inside.tusd.local	0.20 %	1.99 Mbps	80 Mbps
15-Apr-18	WHEELER_Inside.tusd.local	0.19 %	1.90 Mbps	53 Mbps
15-Apr-18	WHITE_Inside.tusd.local	0.18 %	1.81 Mbps	8.46 Mbps
15-Apr-18	WHITMORE_Inside.tusd.local	0.06 %	582 Kbps	4.43 Mbps
15-Apr-18	WRIGHT_Inside.tusd.local	0.14 %	1.36 Mbps	53 Mbps
16-Apr-18	BANKS_Inside.tusd.local	1.15 %	12 Mbps	80 Mbps
16-Apr-18	BLNMAN_Inside.tusd.local	1.12 %	11 Mbps	129 Mbps
16-Apr-18	BLOOM_Inside.tusd.local	1.03 %	10 Mbps	92 Mbps
16-Apr-18	BONILLAS_Inside.tusd.local	1.64 %	16 Mbps	87 Mbps
16-Apr-18	BORMAN_Inside.tusd1.org	0.50 %	5.02 Mbps	38 Mbps
16-Apr-18	BORTON_Inside.tusd.local	0.46 %	4.58 Mbps	64 Mbps
16-Apr-18	CARRILLO_Inside.tusd.local	0.83 %	8.31 Mbps	107 Mbps
16-Apr-18	CATALINA_Inside.tusd.local	4.17 %	42 Mbps	229 Mbps
16-Apr-18	CAVETT_Inside.tusd.local	0.68 %	6.81 Mbps	54 Mbps
16-Apr-18	CHOLLA_Inside.tusd.local	7.33 %	73 Mbps	287 Mbps
16-Apr-18	COLLIER_Inside.tusd.local	0.27 %	2.74 Mbps	55 Mbps
16-Apr-18	CRAGIN_Inside.tusd.local	0.64 %	6.36 Mbps	90 Mbps
16-Apr-18	DAVIDSON_Inside.tusd.local	0.74 %	7.41 Mbps	96 Mbps
16-Apr-18	DAVIS_Inside.tusd.local	0.37 %	3.73 Mbps	40 Mbps
16-Apr-18	DIETZ_Inside.tusd.local	0.98 %	10 Mbps	111 Mbps
16-Apr-18	DODGE_Inside.tusd.local	0.60 %	6.05 Mbps	40 Mbps
16-Apr-18	DOOLEN_Inside.tusd.local	1.06 %	11 Mbps	73 Mbps





## TUSD Internet Usage AZMERIT

Date	Site Name	Average Utilization	Average bps	Peak bps
16-Apr-18	DRACHMAN_Inside.tusd.local	0.94 %	9 Mbps	88 Mbps
16-Apr-18	DUNHAM_Inside.tusd.local	0.27 %	2.73 Mbps	75 Mbps
16-Apr-18	ERICKSON_Inside.tusd.local	0.60 %	5.99 Mbps	81 Mbps
16-Apr-18	FICKETT_Inside.tusd.local	2.47 %	25 Mbps	120 Mbps
16-Apr-18	FORD_Inside.tusd.local	0.74 %	7.36 Mbps	76 Mbps
16-Apr-18	Fruchthendler_Inside.tusd.local	0.57 %	5.68 Mbps	27 Mbps
16-Apr-18	GALE_Inside.tusd.local	0.54 %	5.45 Mbps	81 Mbps
16-Apr-18	Gridley_Inside.tusd.local	1.85 %	19 Mbps	234 Mbps
16-Apr-18	Grijalva_Inside.tusd.local	1.06 %	11 Mbps	96 Mbps
16-Apr-18	HENRY_Inside.tusd.local	0.44 %	4.38 Mbps	84 Mbps
16-Apr-18	HOLLADAY_Inside.tusd.local	0.55 %	5.54 Mbps	146 Mbps
16-Apr-18	HOLLINGER_Inside.tusd.local	0.94 %	9 Mbps	98 Mbps
16-Apr-18	HOWELL_Inside.tusd.local	0.64 %	6.39 Mbps	111 Mbps
16-Apr-18	HUDLOW_Inside.tusd.local	1.12 %	11 Mbps	41 Mbps
16-Apr-18	Hughes_Inside.tusd.local	0.59 %	5.91 Mbps	122 Mbps
16-Apr-18	INV-INT-R01.tusd1.org	8.47 %	847 Mbps	2.7 Gbps
16-Apr-18	Johnson_Inside.tusd.local	0.87 %	8.71 Mbps	90 Mbps
16-Apr-18	KELLOND_Inside.tusd.local	0.89 %	8.92 Mbps	92 Mbps
16-Apr-18	Lawrence_Inside.tusd.local	0.79 %	7.90 Mbps	41 Mbps
16-Apr-18	LINEWEAVER_Inside.tusd.local	0.86 %	8.61 Mbps	80 Mbps
16-Apr-18	MAGEE_Inside.tusd.local	1.02 %	10 Mbps	44 Mbps
16-Apr-18	Maldonado_Inside.tusd.local	0.66 %	6.62 Mbps	95 Mbps
16-Apr-18	MANSFELD_Inside.tusd.local	3.90 %	39 Mbps	165 Mbps
16-Apr-18	MANZO_Inside.tusd.local	0.53 %	5.33 Mbps	32 Mbps
16-Apr-18	MARSHALL_Inside.tusd.local	0.59 %	5.88 Mbps	51 Mbps
16-Apr-18	Maxwell_Inside.tusd.local	0.77 %	7.71 Mbps	156 Mbps
16-Apr-18	MEREDITH_Inside.tusd.local	0.68 %	6.77 Mbps	38 Mbps
16-Apr-18	MILES_Inside.tusd.local	6.70 %	67 Mbps	161 Mbps
16-Apr-18	Miller_Inside.tusd.local	0.71 %	7.09 Mbps	78 Mbps
16-Apr-18	MissionView_Inside.tusd.local	0.29 %	2.93 Mbps	52 Mbps
16-Apr-18	MYERS_Inside.tusd.local	0.82 %	8.24 Mbps	86 Mbps
16-Apr-18	NAYLOR_Inside.tusd.local	0.86 %	8.58 Mbps	41 Mbps
16-Apr-18	OCHOA_Inside.tusd.local	0.80 %	7.96 Mbps	218 Mbps
16-Apr-18	Oyama_Inside.tusd.local	0.56 %	5.64 Mbps	36 Mbps
16-Apr-18	PISTOR_Inside.tusd.local	1.96 %	20 Mbps	93 Mbps
16-Apr-18	ProjectMore_Inside.tusd.local	0.47 %	4.70 Mbps	25 Mbps
16-Apr-18	PUEBLO_Inside.tusd.local	6.18 %	62 Mbps	311 Mbps
16-Apr-18	PuebloGardens_Inside.tusd.local	0.34 %	3.43 Mbps	64 Mbps
16-Apr-18	ROBINS_Inside.tusd1.org	1.02 %	10 Mbps	81 Mbps
16-Apr-18	ROBISON_Inside.tusd.local	0.34 %	3.43 Mbps	59 Mbps
16-Apr-18	Rose_Inside.tusd.local	1.44 %	14 Mbps	113 Mbps
16-Apr-18	ROSKRUGE_Inside.tusd.local	1.00 %	10 Mbps	52 Mbps
16-Apr-18	SABINO_Inside.tusd.local	2.28 %	23 Mbps	121 Mbps
16-Apr-18	Safford_Inside.tusd.local	2.39 %	24 Mbps	170 Mbps
16-Apr-18	SANTARITA_Inside.tusd.local	2.24 %	22 Mbps	109 Mbps
16-Apr-18	SECRIST_Inside.tusd.local	0.84 %	8.36 Mbps	75 Mbps
16-Apr-18	SEWELL_Inside.tusd.local	0.56 %	5.62 Mbps	100 Mbps





## TUSD Internet Usage AZMERIT

Date	Site Name	Average Utilization	Average bps	Peak bps
16-Apr-18	SOLENG_Inside.tusd.local	0.42 %	4.23 Mbps	95 Mbps
16-Apr-18	STARR_Inside.tusd.local	0.18 %	1.80 Mbps	74 Mbps
16-Apr-18	STEELE_Inside.tusd.local	0.60 %	5.97 Mbps	89 Mbps
16-Apr-18	TOLSON_Inside.tusd.local	0.62 %	6.22 Mbps	79 Mbps
16-Apr-18	TRANSEAST_Inside.tusd.local	0.18 %	1.78 Mbps	11 Mbps
16-Apr-18	Tucson_Inside.tusd.local	10.04 %	100 Mbps	410 Mbps
16-Apr-18	TULLY_Inside.tusd.local	0.63 %	6.35 Mbps	103 Mbps
16-Apr-18	URQUIDES_Inside.tusd1.org	0.89 %	8.92 Mbps	121 Mbps
16-Apr-18	UTTERBACK_Inside.tusd.local	2.11 %	21 Mbps	103 Mbps
16-Apr-18	VAIL_Inside.tusd.local	1.70 %	17 Mbps	73 Mbps
16-Apr-18	VALENCIA_Inside.tusd.local	1.88 %	19 Mbps	74 Mbps
16-Apr-18	VanBuskirk_Inside.tusd.local	0.33 %	3.28 Mbps	53 Mbps
16-Apr-18	VESEY_Inside.tusd.local	1.12 %	11 Mbps	108 Mbps
16-Apr-18	Warren_Inside.tusd.local	0.93 %	9 Mbps	240 Mbps
16-Apr-18	WHEELER_Inside.tusd.local	0.73 %	7.25 Mbps	101 Mbps
16-Apr-18	WHITE_Inside.tusd.local	1.53 %	15 Mbps	287 Mbps
16-Apr-18	WHITMORE_Inside.tusd.local	0.55 %	5.49 Mbps	72 Mbps
16-Apr-18	WRIGHT_Inside.tusd.local	1.36 %	14 Mbps	147 Mbps
17-Apr-18	BANKS_Inside.tusd.local	0.64 %	6.38 Mbps	44 Mbps
17-Apr-18	BLENMAN_Inside.tusd.local	0.89 %	8.93 Mbps	72 Mbps
17-Apr-18	BLOOM_Inside.tusd.local	1.13 %	11 Mbps	58 Mbps
17-Apr-18	BONILLAS_Inside.tusd.local	1.50 %	15 Mbps	62 Mbps
17-Apr-18	BORMAN_Inside.tusd1.org	0.44 %	4.36 Mbps	47 Mbps
17-Apr-18	BORTON_Inside.tusd.local	0.29 %	2.90 Mbps	22 Mbps
17-Apr-18	CARRILLO_Inside.tusd.local	0.58 %	5.76 Mbps	57 Mbps
17-Apr-18	CATALINA_Inside.tusd.local	3.78 %	38 Mbps	148 Mbps
17-Apr-18	CAVETT_Inside.tusd.local	1.05 %	11 Mbps	127 Mbps
17-Apr-18	CHOLLA_Inside.tusd.local	8.48 %	85 Mbps	378 Mbps
17-Apr-18	COLLIER_Inside.tusd.local	0.25 %	2.48 Mbps	44 Mbps
17-Apr-18	CRAGIN_Inside.tusd.local	0.53 %	5.35 Mbps	148 Mbps
17-Apr-18	DAVIDSON_Inside.tusd.local	0.81 %	8.13 Mbps	180 Mbps
17-Apr-18	DAVIS_Inside.tusd.local	1.02 %	10 Mbps	72 Mbps
17-Apr-18	DIETZ_Inside.tusd.local	1.30 %	13 Mbps	132 Mbps
17-Apr-18	DODGE_Inside.tusd.local	0.58 %	5.78 Mbps	38 Mbps
17-Apr-18	DOOLEN_Inside.tusd.local	2.12 %	21 Mbps	61 Mbps
17-Apr-18	DRACHMAN_Inside.tusd.local	1.30 %	13 Mbps	113 Mbps
17-Apr-18	DUNHAM_Inside.tusd.local	0.62 %	6.16 Mbps	125 Mbps
17-Apr-18	ERICKSON_Inside.tusd.local	0.65 %	6.51 Mbps	90 Mbps
17-Apr-18	FICKETT_Inside.tusd.local	2.40 %	24 Mbps	134 Mbps
17-Apr-18	FORD_Inside.tusd.local	0.65 %	6.50 Mbps	64 Mbps
17-Apr-18	Fruchthendler_Inside.tusd.local	0.41 %	4.12 Mbps	34 Mbps
17-Apr-18	GALE_Inside.tusd.local	0.54 %	5.42 Mbps	27 Mbps
17-Apr-18	Gridley_Inside.tusd.local	1.83 %	18 Mbps	130 Mbps
17-Apr-18	Grijalva_Inside.tusd.local	0.72 %	7.20 Mbps	93 Mbps
17-Apr-18	HENRY_Inside.tusd.local	0.33 %	3.27 Mbps	27 Mbps
17-Apr-18	HOLLADAY_Inside.tusd.local	0.21 %	2.07 Mbps	21 Mbps
17-Apr-18	HOLLINGER_Inside.tusd.local	1.18 %	12 Mbps	90 Mbps





## TUSD Internet Usage AZMERIT

Date	Site Name	Average Utilization	Average bps	Peak bps
17-Apr-18	HOWELL_Inside.tusd.local	0.21 %	2.10 Mbps	15 Mbps
17-Apr-18	HUDLOW_Inside.tusd.local	1.04 %	10 Mbps	79 Mbps
17-Apr-18	Hughes_Inside.tusd.local	0.71 %	7.10 Mbps	75 Mbps
17-Apr-18	INV-INT-R01.tusd1.org	8.79 %	879 Mbps	3.0 Gbps
17-Apr-18	Johnson_Inside.tusd.local	0.26 %	2.63 Mbps	26 Mbps
17-Apr-18	KELLOND_Inside.tusd.local	0.99 %	10 Mbps	91 Mbps
17-Apr-18	Lawrence_Inside.tusd.local	1.35 %	13 Mbps	170 Mbps
17-Apr-18	LINEWEAVER_Inside.tusd.local	0.49 %	4.87 Mbps	97 Mbps
17-Apr-18	MAGEE_Inside.tusd.local	1.06 %	11 Mbps	72 Mbps
17-Apr-18	Maldonado_Inside.tusd.local	0.28 %	2.80 Mbps	72 Mbps
17-Apr-18	MANSFELD_Inside.tusd.local	5.12 %	51 Mbps	113 Mbps
17-Apr-18	MANZO_Inside.tusd.local	0.45 %	4.47 Mbps	40 Mbps
17-Apr-18	MARSHALL_Inside.tusd.local	0.48 %	4.79 Mbps	149 Mbps
17-Apr-18	Maxwell_Inside.tusd.local	0.59 %	5.93 Mbps	39 Mbps
17-Apr-18	MEREDITH_Inside.tusd.local	1.29 %	13 Mbps	74 Mbps
17-Apr-18	MILES_Inside.tusd.local	4.40 %	44 Mbps	103 Mbps
17-Apr-18	Miller_Inside.tusd.local	1.16 %	12 Mbps	76 Mbps
17-Apr-18	MissionView_Inside.tusd.local	0.20 %	1.99 Mbps	12 Mbps
17-Apr-18	MYERS_Inside.tusd.local	0.65 %	6.50 Mbps	37 Mbps
17-Apr-18	NAYLOR_Inside.tusd.local	0.75 %	7.49 Mbps	39 Mbps
17-Apr-18	OCHOA_Inside.tusd.local	0.42 %	4.25 Mbps	72 Mbps
17-Apr-18	Oyama_Inside.tusd.local	0.33 %	3.34 Mbps	28 Mbps
17-Apr-18	PISTOR_Inside.tusd.local	2.00 %	20 Mbps	86 Mbps
17-Apr-18	ProjectMore_Inside.tusd.local	0.57 %	5.67 Mbps	30 Mbps
17-Apr-18	PUEBLO_Inside.tusd.local	6.95 %	70 Mbps	299 Mbps
17-Apr-18	PuebloGardens_Inside.tusd.local	0.47 %	4.66 Mbps	68 Mbps
17-Apr-18	ROBINS_Inside.tusd1.org	0.93 %	9 Mbps	75 Mbps
17-Apr-18	ROBISON_Inside.tusd.local	0.35 %	3.51 Mbps	73 Mbps
17-Apr-18	Rose_Inside.tusd.local	1.28 %	13 Mbps	94 Mbps
17-Apr-18	ROSKRUGE_Inside.tusd.local	1.02 %	10 Mbps	67 Mbps
17-Apr-18	SABINO_Inside.tusd.local	2.56 %	26 Mbps	140 Mbps
17-Apr-18	Safford_Inside.tusd.local	1.85 %	19 Mbps	109 Mbps
17-Apr-18	SANTARITA_Inside.tusd.local	2.08 %	21 Mbps	108 Mbps
17-Apr-18	SECRIST_Inside.tusd.local	0.86 %	8.56 Mbps	56 Mbps
17-Apr-18	SEWELL_Inside.tusd.local	0.37 %	3.70 Mbps	21 Mbps
17-Apr-18	SOLENG_Inside.tusd.local	0.41 %	4.15 Mbps	101 Mbps
17-Apr-18	STARR_Inside.tusd.local	1.13 %	11 Mbps	716 Mbps
17-Apr-18	STEELE_Inside.tusd.local	0.75 %	7.52 Mbps	75 Mbps
17-Apr-18	TOLSON_Inside.tusd.local	0.86 %	8.60 Mbps	82 Mbps
17-Apr-18	TRANSEAST_Inside.tusd.local	0.14 %	1.43 Mbps	7.31 Mbps
17-Apr-18	Tucson_Inside.tusd.local	8.78 %	88 Mbps	380 Mbps
17-Apr-18	TULLY_Inside.tusd.local	0.37 %	3.66 Mbps	40 Mbps
17-Apr-18	URQUIDES_Inside.tusd1.org	0.96 %	10 Mbps	193 Mbps
17-Apr-18	UTTERBACK_Inside.tusd.local	1.63 %	16 Mbps	82 Mbps
17-Apr-18	VAIL_Inside.tusd.local	1.74 %	17 Mbps	79 Mbps
17-Apr-18	VALENCIA_Inside.tusd.local	2.60 %	26 Mbps	186 Mbps
17-Apr-18	VanBuskirk_Inside.tusd.local	0.22 %	2.22 Mbps	18 Mbps





## TUSD Internet Usage AZMERIT

Date	Site Name	Average Utilization	Average bps	Peak bps
17-Apr-18	VESEY_Inside.tusd.local	0.78 %	7.83 Mbps	42 Mbps
17-Apr-18	Warren_Inside.tusd.local	0.48 %	4.81 Mbps	61 Mbps
17-Apr-18	WHEELER_Inside.tusd.local	0.61 %	6.13 Mbps	40 Mbps
17-Apr-18	WHITE_Inside.tusd.local	0.98 %	10 Mbps	117 Mbps
17-Apr-18	WHITMORE_Inside.tusd.local	0.34 %	3.40 Mbps	67 Mbps
17-Apr-18	WRIGHT_Inside.tusd.local	0.65 %	6.55 Mbps	112 Mbps
18-Apr-18	BANKS_Inside.tusd.local	0.31 %	3.10 Mbps	26 Mbps
18-Apr-18	BLENMAN_Inside.tusd.local	0.65 %	6.47 Mbps	37 Mbps
18-Apr-18	BLOOM_Inside.tusd.local	0.91 %	9 Mbps	97 Mbps
18-Apr-18	BONILLAS_Inside.tusd.local	0.95 %	9 Mbps	194 Mbps
18-Apr-18	BORMAN_Inside.tusd1.org	0.35 %	3.54 Mbps	41 Mbps
18-Apr-18	BORTON_Inside.tusd.local	0.27 %	2.72 Mbps	19 Mbps
18-Apr-18	CARRILLO_Inside.tusd.local	0.81 %	8.10 Mbps	96 Mbps
18-Apr-18	CATALINA_Inside.tusd.local	3.32 %	33 Mbps	152 Mbps
18-Apr-18	CAVETT_Inside.tusd.local	0.62 %	6.19 Mbps	52 Mbps
18-Apr-18	CHOLLA_Inside.tusd.local	6.15 %	61 Mbps	282 Mbps
18-Apr-18	COLLIER_Inside.tusd.local	0.28 %	2.75 Mbps	85 Mbps
18-Apr-18	CRAGIN_Inside.tusd.local	0.52 %	5.21 Mbps	42 Mbps
18-Apr-18	DAVIDSON_Inside.tusd.local	0.67 %	6.74 Mbps	119 Mbps
18-Apr-18	DAVIS_Inside.tusd.local	0.67 %	6.73 Mbps	59 Mbps
18-Apr-18	DIETZ_Inside.tusd.local	0.80 %	7.99 Mbps	117 Mbps
18-Apr-18	DODGE_Inside.tusd.local	0.40 %	3.97 Mbps	31 Mbps
18-Apr-18	DOOLEN_Inside.tusd.local	1.00 %	10 Mbps	54 Mbps
18-Apr-18	DRACHMAN_Inside.tusd.local	0.81 %	8.14 Mbps	92 Mbps
18-Apr-18	DUNHAM_Inside.tusd.local	0.26 %	2.56 Mbps	64 Mbps
18-Apr-18	ERICKSON_Inside.tusd.local	0.68 %	6.75 Mbps	67 Mbps
18-Apr-18	FICKETT_Inside.tusd.local	2.28 %	23 Mbps	123 Mbps
18-Apr-18	FORD_Inside.tusd.local	0.35 %	3.55 Mbps	22 Mbps
18-Apr-18	Fruchthendler_Inside.tusd.local	0.22 %	2.18 Mbps	17 Mbps
18-Apr-18	GALE_Inside.tusd.local	0.41 %	4.07 Mbps	27 Mbps
18-Apr-18	Gridley_Inside.tusd.local	1.58 %	16 Mbps	100 Mbps
18-Apr-18	Grijalva_Inside.tusd.local	0.50 %	4.95 Mbps	36 Mbps
18-Apr-18	HENRY_Inside.tusd.local	0.29 %	2.86 Mbps	24 Mbps
18-Apr-18	HOLLADAY_Inside.tusd.local	0.24 %	2.38 Mbps	96 Mbps
18-Apr-18	HOLLINGER_Inside.tusd.local	0.82 %	8.16 Mbps	110 Mbps
18-Apr-18	HOWELL_Inside.tusd.local	0.26 %	2.63 Mbps	95 Mbps
18-Apr-18	HUDLOW_Inside.tusd.local	0.78 %	7.79 Mbps	22 Mbps
18-Apr-18	Hughes_Inside.tusd.local	0.35 %	3.50 Mbps	26 Mbps
18-Apr-18	INV-INT-R01.tusd1.org	6.94 %	694 Mbps	2.5 Gbps
18-Apr-18	Johnson_Inside.tusd.local	0.24 %	2.40 Mbps	28 Mbps
18-Apr-18	KELLOND_Inside.tusd.local	0.75 %	7.51 Mbps	130 Mbps
18-Apr-18	Lawrence_Inside.tusd.local	0.67 %	6.67 Mbps	73 Mbps
18-Apr-18	LINEWEAVER_Inside.tusd.local	0.38 %	3.77 Mbps	37 Mbps
18-Apr-18	MAGEE_Inside.tusd.local	0.83 %	8.28 Mbps	46 Mbps
18-Apr-18	Maldonado_Inside.tusd.local	0.31 %	3.11 Mbps	66 Mbps
18-Apr-18	MANSFELD_Inside.tusd.local	3.91 %	39 Mbps	87 Mbps
18-Apr-18	MANZO_Inside.tusd.local	0.26 %	2.56 Mbps	64 Mbps





## TUSD Internet Usage AZMERIT

Date	Site Name	Average Utilization	Average bps	Peak bps
18-Apr-18	MARSHALL_Inside.tusd.local	0.32 %	3.21 Mbps	28 Mbps
18-Apr-18	Maxwell_Inside.tusd.local	0.53 %	5.26 Mbps	39 Mbps
18-Apr-18	MEREDITH_Inside.tusd.local	0.78 %	7.82 Mbps	71 Mbps
18-Apr-18	MILES_Inside.tusd.local	3.06 %	31 Mbps	62 Mbps
18-Apr-18	Miller_Inside.tusd.local	0.56 %	5.65 Mbps	38 Mbps
18-Apr-18	MissionView_Inside.tusd.local	0.24 %	2.39 Mbps	27 Mbps
18-Apr-18	MYERS_Inside.tusd.local	0.45 %	4.48 Mbps	70 Mbps
18-Apr-18	NAYLOR_Inside.tusd.local	0.70 %	7.03 Mbps	89 Mbps
18-Apr-18	OCHOA_Inside.tusd.local	0.76 %	7.56 Mbps	181 Mbps
18-Apr-18	Oyama_Inside.tusd.local	0.32 %	3.21 Mbps	80 Mbps
18-Apr-18	PISTOR_Inside.tusd.local	1.59 %	16 Mbps	74 Mbps
18-Apr-18	ProjectMore_Inside.tusd.local	0.52 %	5.21 Mbps	34 Mbps
18-Apr-18	PUEBLO_Inside.tusd.local	5.70 %	57 Mbps	318 Mbps
18-Apr-18	PuebloGardens_Inside.tusd.local	0.61 %	6.11 Mbps	98 Mbps
18-Apr-18	ROBINS_Inside.tusd1.org	0.84 %	8.43 Mbps	71 Mbps
18-Apr-18	ROBISON_Inside.tusd.local	0.26 %	2.64 Mbps	48 Mbps
18-Apr-18	Rose_Inside.tusd.local	1.08 %	11 Mbps	67 Mbps
18-Apr-18	ROSKRUGE_Inside.tusd.local	0.88 %	8.82 Mbps	56 Mbps
18-Apr-18	SABINO_Inside.tusd.local	1.78 %	18 Mbps	102 Mbps
18-Apr-18	Safford_Inside.tusd.local	1.70 %	17 Mbps	175 Mbps
18-Apr-18	SANTARITA_Inside.tusd.local	2.06 %	21 Mbps	222 Mbps
18-Apr-18	SECRETIST_Inside.tusd.local	0.51 %	5.10 Mbps	45 Mbps
18-Apr-18	SEWELL_Inside.tusd.local	0.54 %	5.41 Mbps	102 Mbps
18-Apr-18	SOLENG_Inside.tusd.local	0.20 %	2.04 Mbps	18 Mbps
18-Apr-18	STARR_Inside.tusd.local	0.48 %	4.84 Mbps	55 Mbps
18-Apr-18	STEELE_Inside.tusd.local	0.47 %	4.70 Mbps	39 Mbps
18-Apr-18	TOLSON_Inside.tusd.local	0.72 %	7.24 Mbps	63 Mbps
18-Apr-18	TRANSEAST_Inside.tusd.local	0.15 %	1.55 Mbps	13 Mbps
18-Apr-18	Tucson_Inside.tusd.local	5.82 %	58 Mbps	289 Mbps
18-Apr-18	TULLY_Inside.tusd.local	0.24 %	2.38 Mbps	45 Mbps
18-Apr-18	URQUIDES_Inside.tusd1.org	0.43 %	4.34 Mbps	28 Mbps
18-Apr-18	UTTERBACK_Inside.tusd.local	1.04 %	10 Mbps	71 Mbps
18-Apr-18	VAIL_Inside.tusd.local	1.43 %	14 Mbps	104 Mbps
18-Apr-18	VALENCIA_Inside.tusd.local	1.57 %	16 Mbps	88 Mbps
18-Apr-18	VanBuskirk_Inside.tusd.local	0.17 %	1.68 Mbps	13 Mbps
18-Apr-18	VESEY_Inside.tusd.local	1.05 %	11 Mbps	99 Mbps
18-Apr-18	Warren_Inside.tusd.local	0.33 %	3.25 Mbps	66 Mbps
18-Apr-18	WHEELER_Inside.tusd.local	0.46 %	4.61 Mbps	38 Mbps
18-Apr-18	WHITE_Inside.tusd.local	0.66 %	6.56 Mbps	34 Mbps
18-Apr-18	WHITMORE_Inside.tusd.local	0.42 %	4.24 Mbps	52 Mbps
18-Apr-18	WRIGHT_Inside.tusd.local	0.43 %	4.27 Mbps	72 Mbps
19-Apr-18	BANKS_Inside.tusd.local	0.80 %	7.98 Mbps	151 Mbps
19-Apr-18	BLENMAN_Inside.tusd.local	0.74 %	7.37 Mbps	55 Mbps
19-Apr-18	BLOOM_Inside.tusd.local	0.94 %	9 Mbps	66 Mbps
19-Apr-18	BONILLAS_Inside.tusd.local	1.14 %	11 Mbps	60 Mbps
19-Apr-18	BORMAN_Inside.tusd1.org	0.51 %	5.08 Mbps	43 Mbps
19-Apr-18	BORTON_Inside.tusd.local	0.46 %	4.57 Mbps	61 Mbps





## TUSD Internet Usage AZMERIT

Date	Site Name	Average Utilization	Average bps	Peak bps
19-Apr-18	CARRILLO_Inside.tusd.local	0.74 %	7.41 Mbps	82 Mbps
19-Apr-18	CATALINA_Inside.tusd.local	3.93 %	39 Mbps	152 Mbps
19-Apr-18	CAVETT_Inside.tusd.local	0.88 %	8.78 Mbps	72 Mbps
19-Apr-18	CHOLLA_Inside.tusd.local	7.43 %	74 Mbps	294 Mbps
19-Apr-18	COLLIER_Inside.tusd.local	0.27 %	2.74 Mbps	34 Mbps
19-Apr-18	CRAGIN_Inside.tusd.local	0.56 %	5.57 Mbps	102 Mbps
19-Apr-18	DAVIDSON_Inside.tusd.local	0.87 %	8.74 Mbps	196 Mbps
19-Apr-18	DAVIS_Inside.tusd.local	0.90 %	9.00 Mbps	84 Mbps
19-Apr-18	DIETZ_Inside.tusd.local	1.11 %	11 Mbps	126 Mbps
19-Apr-18	DODGE_Inside.tusd.local	0.30 %	3.02 Mbps	18 Mbps
19-Apr-18	DOOLEN_Inside.tusd.local	1.07 %	11 Mbps	45 Mbps
19-Apr-18	DRACHMAN_Inside.tusd.local	2.05 %	21 Mbps	188 Mbps
19-Apr-18	DUNHAM_Inside.tusd.local	0.63 %	6.31 Mbps	83 Mbps
19-Apr-18	ERICKSON_Inside.tusd.local	0.61 %	6.05 Mbps	57 Mbps
19-Apr-18	FICKETT_Inside.tusd.local	2.02 %	20 Mbps	127 Mbps
19-Apr-18	FORD_Inside.tusd.local	1.01 %	10 Mbps	39 Mbps
19-Apr-18	Fruchthendler_Inside.tusd.local	0.47 %	4.70 Mbps	59 Mbps
19-Apr-18	GALE_Inside.tusd.local	0.35 %	3.51 Mbps	97 Mbps
19-Apr-18	Gridley_Inside.tusd.local	1.66 %	17 Mbps	146 Mbps
19-Apr-18	Grijalva_Inside.tusd.local	0.65 %	6.48 Mbps	59 Mbps
19-Apr-18	HENRY_Inside.tusd.local	0.54 %	5.36 Mbps	57 Mbps
19-Apr-18	HOLLADAY_Inside.tusd.local	0.48 %	4.75 Mbps	99 Mbps
19-Apr-18	HOLLINGER_Inside.tusd.local	0.66 %	6.64 Mbps	47 Mbps
19-Apr-18	HOWELL_Inside.tusd.local	0.20 %	1.95 Mbps	20 Mbps
19-Apr-18	HUDLOW_Inside.tusd.local	1.27 %	13 Mbps	27 Mbps
19-Apr-18	Hughes_Inside.tusd.local	0.44 %	4.36 Mbps	24 Mbps
19-Apr-18	INV-INT-R01.tusd1.org	8.54 %	854 Mbps	2.9 Gbps
19-Apr-18	Johnson_Inside.tusd.local	0.26 %	2.57 Mbps	44 Mbps
19-Apr-18	KELLOND_Inside.tusd.local	0.74 %	7.43 Mbps	83 Mbps
19-Apr-18	Lawrence_Inside.tusd.local	0.66 %	6.65 Mbps	36 Mbps
19-Apr-18	LINEWEAVER_Inside.tusd.local	0.56 %	5.57 Mbps	39 Mbps
19-Apr-18	MAGEE_Inside.tusd.local	1.04 %	10 Mbps	54 Mbps
19-Apr-18	Maldonado_Inside.tusd.local	0.59 %	5.89 Mbps	110 Mbps
19-Apr-18	MANSFELD_Inside.tusd.local	2.99 %	30 Mbps	106 Mbps
19-Apr-18	MANZO_Inside.tusd.local	0.47 %	4.67 Mbps	72 Mbps
19-Apr-18	MARSHALL_Inside.tusd.local	0.34 %	3.44 Mbps	21 Mbps
19-Apr-18	Maxwell_Inside.tusd.local	0.67 %	6.69 Mbps	65 Mbps
19-Apr-18	MEREDITH_Inside.tusd.local	0.88 %	8.83 Mbps	137 Mbps
19-Apr-18	MILES_Inside.tusd.local	0.46 %	4.62 Mbps	37 Mbps
19-Apr-18	Miller_Inside.tusd.local	0.97 %	10 Mbps	165 Mbps
19-Apr-18	MissionView_Inside.tusd.local	0.22 %	2.20 Mbps	49 Mbps
19-Apr-18	MYERS_Inside.tusd.local	0.60 %	5.96 Mbps	38 Mbps
19-Apr-18	NAYLOR_Inside.tusd.local	0.74 %	7.41 Mbps	38 Mbps
19-Apr-18	OCHOA_Inside.tusd.local	0.47 %	4.68 Mbps	82 Mbps
19-Apr-18	Oyama_Inside.tusd.local	0.47 %	4.65 Mbps	55 Mbps
19-Apr-18	PISTOR_Inside.tusd.local	1.99 %	20 Mbps	87 Mbps
19-Apr-18	ProjectMore_Inside.tusd.local	0.44 %	4.38 Mbps	30 Mbps







## TUSD Internet Usage AZMERIT

Date	Site Name	Average Utilization	Average bps	Peak bps
19-Apr-18	PUEBLO_Inside.tusd.local	7.01 %	70 Mbps	330 Mbps
19-Apr-18	PuebloGardens_Inside.tusd.local	0.90 %	9 Mbps	83 Mbps
19-Apr-18	ROBINS_Inside.tusd1.org	1.11 %	11 Mbps	88 Mbps
19-Apr-18	ROBISON_Inside.tusd.local	0.29 %	2.87 Mbps	45 Mbps
19-Apr-18	Rose_Inside.tusd.local	1.19 %	12 Mbps	66 Mbps
19-Apr-18	ROSKRUGE_Inside.tusd.local	0.99 %	10 Mbps	57 Mbps
19-Apr-18	SABINO_Inside.tusd.local	2.11 %	21 Mbps	118 Mbps
19-Apr-18	Safford_Inside.tusd.local	2.45 %	25 Mbps	324 Mbps
19-Apr-18	SANTARITA_Inside.tusd.local	1.80 %	18 Mbps	106 Mbps
19-Apr-18	SECRIST_Inside.tusd.local	0.93 %	9 Mbps	50 Mbps
19-Apr-18	SEWELL_Inside.tusd.local	0.69 %	6.91 Mbps	34 Mbps
19-Apr-18	SOLENG_Inside.tusd.local	0.33 %	3.33 Mbps	95 Mbps
19-Apr-18	STARR_Inside.tusd.local	1.43 %	14 Mbps	38 Mbps
19-Apr-18	STEELE_Inside.tusd.local	1.26 %	13 Mbps	74 Mbps
19-Apr-18	TOLSON_Inside.tusd.local	0.55 %	5.51 Mbps	57 Mbps
19-Apr-18	TRANSEAST_Inside.tusd.local	0.14 %	1.40 Mbps	14 Mbps
19-Apr-18	Tucson_Inside.tusd.local	8.53 %	85 Mbps	361 Mbps
19-Apr-18	TULLY_Inside.tusd.local	0.31 %	3.14 Mbps	21 Mbps
19-Apr-18	URQUIDES_Inside.tusd1.org	0.88 %	8.84 Mbps	98 Mbps
19-Apr-18	UTTERBACK_Inside.tusd.local	1.84 %	18 Mbps	100 Mbps
19-Apr-18	VAIL_Inside.tusd.local	1.78 %	18 Mbps	84 Mbps
19-Apr-18	VALENCIA_Inside.tusd.local	2.14 %	21 Mbps	173 Mbps
19-Apr-18	VanBuskirk_Inside.tusd.local	0.23 %	2.28 Mbps	18 Mbps
19-Apr-18	VESEY_Inside.tusd.local	0.90 %	9 Mbps	74 Mbps
19-Apr-18	Warren_Inside.tusd.local	0.42 %	4.18 Mbps	66 Mbps
19-Apr-18	WHEELER_Inside.tusd.local	0.63 %	6.33 Mbps	61 Mbps
19-Apr-18	WHITE_Inside.tusd.local	0.92 %	9 Mbps	61 Mbps
19-Apr-18	WHITMORE_Inside.tusd.local	0.23 %	2.33 Mbps	18 Mbps
19-Apr-18	WRIGHT_Inside.tusd.local	0.90 %	9 Mbps	85 Mbps
20-Apr-18	BANKS_Inside.tusd.local	0.41 %	4.12 Mbps	72 Mbps
20-Apr-18	BLENMAN_Inside.tusd.local	0.62 %	6.18 Mbps	31 Mbps
20-Apr-18	BLOOM_Inside.tusd.local	0.91 %	9 Mbps	24 Mbps
20-Apr-18	BONILLAS_Inside.tusd.local	1.03 %	10 Mbps	32 Mbps
20-Apr-18	BORMAN_Inside.tusd1.org	0.54 %	5.38 Mbps	24 Mbps
20-Apr-18	BORTON_Inside.tusd.local	0.35 %	3.49 Mbps	37 Mbps
20-Apr-18	CARRILLO_Inside.tusd.local	0.87 %	8.75 Mbps	97 Mbps
20-Apr-18	CATALINA_Inside.tusd.local	3.00 %	30 Mbps	141 Mbps
20-Apr-18	CAVETT_Inside.tusd.local	0.72 %	7.24 Mbps	34 Mbps
20-Apr-18	CHOLLA_Inside.tusd.local	6.99 %	70 Mbps	262 Mbps
20-Apr-18	COLLIER_Inside.tusd.local	0.27 %	2.69 Mbps	28 Mbps
20-Apr-18	CRAGIN_Inside.tusd.local	0.50 %	5.01 Mbps	72 Mbps
20-Apr-18	DAVIDSON_Inside.tusd.local	0.63 %	6.31 Mbps	98 Mbps
20-Apr-18	DAVIS_Inside.tusd.local	0.75 %	7.55 Mbps	106 Mbps
20-Apr-18	DIETZ_Inside.tusd.local	1.18 %	12 Mbps	140 Mbps
20-Apr-18	DODGE_Inside.tusd.local	0.47 %	4.70 Mbps	39 Mbps
20-Apr-18	DOOLEN_Inside.tusd.local	1.09 %	11 Mbps	54 Mbps
20-Apr-18	DRACHMAN_Inside.tusd.local	3.16 %	32 Mbps	133 Mbps





## TUSD Internet Usage AZMERIT

Date	Site Name	Average Utilization	Average bps	Peak bps
20-Apr-18	DUNHAM_Inside.tusd.local	0.46 %	4.63 Mbps	99 Mbps
20-Apr-18	ERICKSON_Inside.tusd.local	0.42 %	4.17 Mbps	35 Mbps
20-Apr-18	FICKETT_Inside.tusd.local	2.40 %	24 Mbps	128 Mbps
20-Apr-18	FORD_Inside.tusd.local	0.79 %	7.92 Mbps	47 Mbps
20-Apr-18	Fruchthendler_Inside.tusd.local	0.30 %	2.98 Mbps	32 Mbps
20-Apr-18	GALE_Inside.tusd.local	0.35 %	3.53 Mbps	96 Mbps
20-Apr-18	Gridley_Inside.tusd.local	1.66 %	17 Mbps	121 Mbps
20-Apr-18	Grijalva_Inside.tusd.local	0.61 %	6.07 Mbps	72 Mbps
20-Apr-18	HENRY_Inside.tusd.local	0.39 %	3.93 Mbps	78 Mbps
20-Apr-18	HOLLADAY_Inside.tusd.local	0.25 %	2.47 Mbps	47 Mbps
20-Apr-18	HOLLINGER_Inside.tusd.local	1.08 %	11 Mbps	91 Mbps
20-Apr-18	HOWELL_Inside.tusd.local	0.26 %	2.65 Mbps	18 Mbps
20-Apr-18	HUDLOW_Inside.tusd.local	1.10 %	11 Mbps	99 Mbps
20-Apr-18	Hughes_Inside.tusd.local	0.62 %	6.23 Mbps	98 Mbps
20-Apr-18	INV-INT-R01.tusd1.org	8.74 %	874 Mbps	2.9 Gbps
20-Apr-18	Johnson_Inside.tusd.local	0.34 %	3.35 Mbps	22 Mbps
20-Apr-18	KELLOND_Inside.tusd.local	0.88 %	8.76 Mbps	179 Mbps
20-Apr-18	Lawrence_Inside.tusd.local	0.81 %	8.05 Mbps	45 Mbps
20-Apr-18	LINEWEAVER_Inside.tusd.local	0.45 %	4.46 Mbps	41 Mbps
20-Apr-18	MAGEE_Inside.tusd.local	0.99 %	10 Mbps	55 Mbps
20-Apr-18	Maldonado_Inside.tusd.local	0.48 %	4.76 Mbps	96 Mbps
20-Apr-18	MANSFELD_Inside.tusd.local	3.26 %	33 Mbps	119 Mbps
20-Apr-18	MANZO_Inside.tusd.local	0.34 %	3.36 Mbps	41 Mbps
20-Apr-18	MARSHALL_Inside.tusd.local	1.63 %	16 Mbps	136 Mbps
20-Apr-18	Maxwell_Inside.tusd.local	0.96 %	10 Mbps	38 Mbps
20-Apr-18	MEREDITH_Inside.tusd.local	0.60 %	6.03 Mbps	42 Mbps
20-Apr-18	MILES_Inside.tusd.local	0.50 %	5.05 Mbps	62 Mbps
20-Apr-18	Miller_Inside.tusd.local	0.52 %	5.21 Mbps	25 Mbps
20-Apr-18	MissionView_Inside.tusd.local	0.22 %	2.24 Mbps	11 Mbps
20-Apr-18	MYERS_Inside.tusd.local	0.73 %	7.30 Mbps	84 Mbps
20-Apr-18	NAYLOR_Inside.tusd.local	0.80 %	8.01 Mbps	42 Mbps
20-Apr-18	OCHOA_Inside.tusd.local	0.29 %	2.94 Mbps	18 Mbps
20-Apr-18	Oyama_Inside.tusd.local	0.56 %	5.64 Mbps	103 Mbps
20-Apr-18	PISTOR_Inside.tusd.local	1.73 %	17 Mbps	75 Mbps
20-Apr-18	ProjectMore_Inside.tusd.local	0.67 %	6.69 Mbps	73 Mbps
20-Apr-18	PUEBLO_Inside.tusd.local	6.04 %	60 Mbps	293 Mbps
20-Apr-18	PuebloGardens_Inside.tusd.local	0.59 %	5.89 Mbps	110 Mbps
20-Apr-18	ROBINS_Inside.tusd1.org	0.94 %	9 Mbps	90 Mbps
20-Apr-18	ROBISON_Inside.tusd.local	0.28 %	2.81 Mbps	24 Mbps
20-Apr-18	Rose_Inside.tusd.local	1.42 %	14 Mbps	71 Mbps
20-Apr-18	ROSKRUGE_Inside.tusd.local	1.29 %	13 Mbps	95 Mbps
20-Apr-18	SABINO_Inside.tusd.local	2.38 %	24 Mbps	139 Mbps
20-Apr-18	Safford_Inside.tusd.local	1.98 %	20 Mbps	126 Mbps
20-Apr-18	SANTARITA_Inside.tusd.local	1.83 %	18 Mbps	85 Mbps
20-Apr-18	SECRIST_Inside.tusd.local	0.81 %	8.07 Mbps	39 Mbps
20-Apr-18	SEWELL_Inside.tusd.local	0.87 %	8.67 Mbps	42 Mbps
20-Apr-18	SOLENG_Inside.tusd.local	0.18 %	1.79 Mbps	11 Mbps





## TUSD Internet Usage AZMERIT

Date	Site Name	Average Utilization	Average bps	Peak bps
20-Apr-18	STARR_Inside.tusd.local	0.80 %	8.04 Mbps	32 Mbps
20-Apr-18	STEELE_Inside.tusd.local	1.61 %	16 Mbps	46 Mbps
20-Apr-18	TOLSON_Inside.tusd.local	0.90 %	9 Mbps	76 Mbps
20-Apr-18	TRANSEAST_Inside.tusd.local	0.14 %	1.42 Mbps	11 Mbps
20-Apr-18	Tucson_Inside.tusd.local	9.61 %	96 Mbps	353 Mbps
20-Apr-18	TULLY_Inside.tusd.local	0.32 %	3.22 Mbps	54 Mbps
20-Apr-18	URQUIDES_Inside.tusd1.org	0.77 %	7.72 Mbps	95 Mbps
20-Apr-18	UTTERBACK_Inside.tusd.local	1.39 %	14 Mbps	106 Mbps
20-Apr-18	VAIL_Inside.tusd.local	1.89 %	19 Mbps	100 Mbps
20-Apr-18	VALENCIA_Inside.tusd.local	2.27 %	23 Mbps	113 Mbps
20-Apr-18	VanBuskirk_Inside.tusd.local	0.39 %	3.92 Mbps	50 Mbps
20-Apr-18	VESEY_Inside.tusd.local	0.58 %	5.83 Mbps	72 Mbps
20-Apr-18	Warren_Inside.tusd.local	0.63 %	6.31 Mbps	71 Mbps
20-Apr-18	WHEELER_Inside.tusd.local	0.52 %	5.21 Mbps	96 Mbps
20-Apr-18	WHITE_Inside.tusd.local	1.27 %	13 Mbps	237 Mbps
20-Apr-18	WHITMORE_Inside.tusd.local	0.25 %	2.53 Mbps	34 Mbps
20-Apr-18	WRIGHT_Inside.tusd.local	0.85 %	8.52 Mbps	91 Mbps
21-Apr-18	BANKS_Inside.tusd.local	0.06 %	608 Kbps	8.24 Mbps
21-Apr-18	BLENMAN_Inside.tusd.local	0.34 %	3.35 Mbps	26 Mbps
21-Apr-18	BLOOM_Inside.tusd.local	0.76 %	7.57 Mbps	16 Mbps
21-Apr-18	BONILLAS_Inside.tusd.local	1.13 %	11 Mbps	24 Mbps
21-Apr-18	BORMAN_Inside.tusd1.org	0.06 %	596 Kbps	2.16 Mbps
21-Apr-18	BORTON_Inside.tusd.local	0.07 %	725 Kbps	6.17 Mbps
21-Apr-18	CARRILLO_Inside.tusd.local	0.09 %	915 Kbps	8.16 Mbps
21-Apr-18	CATALINA_Inside.tusd.local	0.28 %	2.82 Mbps	17 Mbps
21-Apr-18	CAVETT_Inside.tusd.local	0.05 %	507 Kbps	4.62 Mbps
21-Apr-18	CHOLLA_Inside.tusd.local	0.41 %	4.05 Mbps	41 Mbps
21-Apr-18	COLLIER_Inside.tusd.local	0.05 %	475 Kbps	2.50 Mbps
21-Apr-18	CRAGIN_Inside.tusd.local	0.05 %	535 Kbps	4.41 Mbps
21-Apr-18	DAVIDSON_Inside.tusd.local	0.15 %	1.52 Mbps	102 Mbps
21-Apr-18	DAVIS_Inside.tusd.local	0.31 %	3.08 Mbps	10 Mbps
21-Apr-18	DIETZ_Inside.tusd.local	0.09 %	943 Kbps	4.12 Mbps
21-Apr-18	DODGE_Inside.tusd.local	0.10 %	1.03 Mbps	5.00 Mbps
21-Apr-18	DOOLEN_Inside.tusd.local	0.09 %	914 Kbps	4.37 Mbps
21-Apr-18	DRACHMAN_Inside.tusd.local	0.85 %	8.52 Mbps	103 Mbps
21-Apr-18	DUNHAM_Inside.tusd.local	0.06 %	579 Kbps	3.97 Mbps
21-Apr-18	ERICKSON_Inside.tusd.local	0.10 %	986 Kbps	72 Mbps
21-Apr-18	FICKETT_Inside.tusd.local	0.29 %	2.86 Mbps	20 Mbps
21-Apr-18	FORD_Inside.tusd.local	0.24 %	2.37 Mbps	15 Mbps
21-Apr-18	Fruchthendler_Inside.tusd.local	0.06 %	617 Kbps	5.23 Mbps
21-Apr-18	GALE_Inside.tusd.local	0.06 %	568 Kbps	3.93 Mbps
21-Apr-18	Gridley_Inside.tusd.local	0.20 %	1.97 Mbps	6.73 Mbps
21-Apr-18	Grijalva_Inside.tusd.local	0.05 %	528 Kbps	3.34 Mbps
21-Apr-18	HENRY_Inside.tusd.local	0.04 %	384 Kbps	2.18 Mbps
21-Apr-18	HOLLADAY_Inside.tusd.local	0.04 %	366 Kbps	3.79 Mbps
21-Apr-18	HOLLINGER_Inside.tusd.local	0.12 %	1.21 Mbps	12 Mbps
21-Apr-18	HOWELL_Inside.tusd.local	0.05 %	479 Kbps	9 Mbps





## TUSD Internet Usage AZMERIT

Date	Site Name	Average Utilization	Average bps	Peak bps
21-Apr-18	HUDLOW_Inside.tusd.local	0.07 %	712 Kbps	21 Mbps
21-Apr-18	Hughes_Inside.tusd.local	0.17 %	1.66 Mbps	36 Mbps
21-Apr-18	INV-INT-R01.tusd1.org	0.81 %	81 Mbps	182 Mbps
21-Apr-18	Johnson_Inside.tusd.local	0.09 %	886 Kbps	11 Mbps
21-Apr-18	KELLOND_Inside.tusd.local	0.11 %	1.12 Mbps	5.80 Mbps
21-Apr-18	Lawrence_Inside.tusd.local	0.07 %	671 Kbps	6.29 Mbps
21-Apr-18	LINEWEAVER_Inside.tusd.local	0.05 %	500 Kbps	3.90 Mbps
21-Apr-18	MAGEE_Inside.tusd.local	0.11 %	1.12 Mbps	5.66 Mbps
21-Apr-18	Maldonado_Inside.tusd.local	0.06 %	615 Kbps	2.88 Mbps
21-Apr-18	MANSFELD_Inside.tusd.local	2.38 %	24 Mbps	30 Mbps
21-Apr-18	MANZO_Inside.tusd.local	0.05 %	515 Kbps	3.30 Mbps
21-Apr-18	MARSHALL_Inside.tusd.local	3.31 %	33 Mbps	133 Mbps
21-Apr-18	Maxwell_Inside.tusd.local	0.09 %	880 Kbps	4.82 Mbps
21-Apr-18	MEREDITH_Inside.tusd.local	0.11 %	1.05 Mbps	6.17 Mbps
21-Apr-18	MILES_Inside.tusd.local	0.08 %	797 Kbps	8.18 Mbps
21-Apr-18	Miller_Inside.tusd.local	0.11 %	1.14 Mbps	6.79 Mbps
21-Apr-18	MissionView_Inside.tusd.local	0.10 %	955 Kbps	5.00 Mbps
21-Apr-18	MYERS_Inside.tusd.local	0.07 %	677 Kbps	9 Mbps
21-Apr-18	NAYLOR_Inside.tusd.local	0.12 %	1.17 Mbps	4.74 Mbps
21-Apr-18	OCHOA_Inside.tusd.local	0.07 %	662 Kbps	4.79 Mbps
21-Apr-18	Oyama_Inside.tusd.local	0.30 %	2.99 Mbps	31 Mbps
21-Apr-18	PISTOR_Inside.tusd.local	0.19 %	1.92 Mbps	19 Mbps
21-Apr-18	ProjectMore_Inside.tusd.local	0.37 %	3.70 Mbps	28 Mbps
21-Apr-18	PUEBLO_Inside.tusd.local	0.35 %	3.49 Mbps	12 Mbps
21-Apr-18	PuebloGardens_Inside.tusd.local	0.05 %	538 Kbps	3.16 Mbps
21-Apr-18	ROBINS_Inside.tusd1.org	0.14 %	1.44 Mbps	6.44 Mbps
21-Apr-18	ROBISON_Inside.tusd.local	0.06 %	557 Kbps	5.16 Mbps
21-Apr-18	Rose_Inside.tusd.local	0.29 %	2.90 Mbps	8.88 Mbps
21-Apr-18	ROSKRUGE_Inside.tusd.local	0.15 %	1.52 Mbps	7.53 Mbps
21-Apr-18	SABINO_Inside.tusd.local	0.12 %	1.21 Mbps	10 Mbps
21-Apr-18	Safford_Inside.tusd.local	0.39 %	3.87 Mbps	11 Mbps
21-Apr-18	SANTARITA_Inside.tusd.local	0.11 %	1.08 Mbps	7.04 Mbps
21-Apr-18	SECRIST_Inside.tusd.local	0.09 %	873 Kbps	4.50 Mbps
21-Apr-18	SEWELL_Inside.tusd.local	0.03 %	293 Kbps	1.94 Mbps
21-Apr-18	SOLENG_Inside.tusd.local	0.08 %	767 Kbps	8.59 Mbps
21-Apr-18	STARR_Inside.tusd.local	0.08 %	764 Kbps	5.20 Mbps
21-Apr-18	STEELE_Inside.tusd.local	3.60 %	36 Mbps	108 Mbps
21-Apr-18	TOLSON_Inside.tusd.local	0.19 %	1.86 Mbps	73 Mbps
21-Apr-18	TRANSEAST_Inside.tusd.local	0.02 %	206 Kbps	1.15 Mbps
21-Apr-18	Tucson_Inside.tusd.local	1.43 %	14 Mbps	43 Mbps
21-Apr-18	TULLY_Inside.tusd.local	0.06 %	615 Kbps	2.90 Mbps
21-Apr-18	URQUIDES_Inside.tusd1.org	0.13 %	1.28 Mbps	7.40 Mbps
21-Apr-18	UTTERBACK_Inside.tusd.local	0.14 %	1.40 Mbps	8.19 Mbps
21-Apr-18	VAIL_Inside.tusd.local	0.12 %	1.24 Mbps	5.06 Mbps
21-Apr-18	VALENCIA_Inside.tusd.local	0.30 %	2.98 Mbps	16 Mbps
21-Apr-18	VanBuskirk_Inside.tusd.local	0.04 %	409 Kbps	2.10 Mbps
21-Apr-18	VESEY_Inside.tusd.local	0.12 %	1.21 Mbps	4.36 Mbps





## TUSD Internet Usage AZMERIT

Date	Site Name	Average Utilization	Average bps	Peak bps
21-Apr-18	Warren_Inside.tusd.local	0.26 %	2.61 Mbps	86 Mbps
21-Apr-18	WHEELER_Inside.tusd.local	0.06 %	624 Kbps	7.37 Mbps
21-Apr-18	WHITE_Inside.tusd.local	0.54 %	5.41 Mbps	32 Mbps
21-Apr-18	WHITMORE_Inside.tusd.local	0.05 %	482 Kbps	3.31 Mbps
21-Apr-18	WRIGHT_Inside.tusd.local	0.09 %	906 Kbps	41 Mbps
22-Apr-18	BANKS_Inside.tusd.local	0.04 %	414 Kbps	1.89 Mbps
22-Apr-18	BLENNMAN_Inside.tusd.local	0.28 %	2.77 Mbps	11 Mbps
22-Apr-18	BLOOM_Inside.tusd.local	0.77 %	7.74 Mbps	13 Mbps
22-Apr-18	BONILLAS_Inside.tusd.local	1.23 %	12 Mbps	24 Mbps
22-Apr-18	BORMAN_Inside.tusd1.org	0.07 %	721 Kbps	2.67 Mbps
22-Apr-18	BORTON_Inside.tusd.local	0.06 %	617 Kbps	4.19 Mbps
22-Apr-18	CARRILLO_Inside.tusd.local	0.08 %	827 Kbps	4.97 Mbps
22-Apr-18	CATALINA_Inside.tusd.local	0.20 %	2.05 Mbps	16 Mbps
22-Apr-18	CAVETT_Inside.tusd.local	0.09 %	924 Kbps	28 Mbps
22-Apr-18	CHOLLA_Inside.tusd.local	0.19 %	1.85 Mbps	17 Mbps
22-Apr-18	COLLIER_Inside.tusd.local	0.06 %	565 Kbps	4.88 Mbps
22-Apr-18	CRAGIN_Inside.tusd.local	0.05 %	464 Kbps	6.76 Mbps
22-Apr-18	DAVIDSON_Inside.tusd.local	0.08 %	843 Kbps	8.54 Mbps
22-Apr-18	DAVIS_Inside.tusd.local	0.05 %	522 Kbps	7.99 Mbps
22-Apr-18	DIETZ_Inside.tusd.local	0.09 %	908 Kbps	2.31 Mbps
22-Apr-18	DODGE_Inside.tusd.local	0.08 %	767 Kbps	5.32 Mbps
22-Apr-18	DOOLEN_Inside.tusd.local	0.08 %	829 Kbps	27 Mbps
22-Apr-18	DRACHMAN_Inside.tusd.local	0.31 %	3.14 Mbps	33 Mbps
22-Apr-18	DUNHAM_Inside.tusd.local	0.06 %	623 Kbps	4.91 Mbps
22-Apr-18	ERICKSON_Inside.tusd.local	0.10 %	1.04 Mbps	28 Mbps
22-Apr-18	FICKETT_Inside.tusd.local	0.32 %	3.24 Mbps	30 Mbps
22-Apr-18	FORD_Inside.tusd.local	0.31 %	3.10 Mbps	14 Mbps
22-Apr-18	Fruchthendler_Inside.tusd.local	0.07 %	681 Kbps	4.91 Mbps
22-Apr-18	GALE_Inside.tusd.local	0.05 %	451 Kbps	10 Mbps
22-Apr-18	Gridley_Inside.tusd.local	0.17 %	1.75 Mbps	4.69 Mbps
22-Apr-18	Grijalva_Inside.tusd.local	0.05 %	470 Kbps	2.31 Mbps
22-Apr-18	HENRY_Inside.tusd.local	0.05 %	477 Kbps	3.20 Mbps
22-Apr-18	HOLLADAY_Inside.tusd.local	0.02 %	243 Kbps	880 Kbps
22-Apr-18	HOLLINGER_Inside.tusd.local	0.10 %	967 Kbps	5.22 Mbps
22-Apr-18	HOWELL_Inside.tusd.local	0.05 %	512 Kbps	5.18 Mbps
22-Apr-18	HUDLOW_Inside.tusd.local	0.13 %	1.27 Mbps	56 Mbps
22-Apr-18	Hughes_Inside.tusd.local	0.14 %	1.44 Mbps	8.64 Mbps
22-Apr-18	INV-INT-R01.tusd1.org	0.62 %	62 Mbps	375 Mbps
22-Apr-18	Johnson_Inside.tusd.local	0.05 %	451 Kbps	2.56 Mbps
22-Apr-18	KELLOND_Inside.tusd.local	0.13 %	1.27 Mbps	8.10 Mbps
22-Apr-18	Lawrence_Inside.tusd.local	0.05 %	469 Kbps	2.80 Mbps
22-Apr-18	LINEWEAVER_Inside.tusd.local	0.14 %	1.40 Mbps	95 Mbps
22-Apr-18	MAGEE_Inside.tusd.local	0.11 %	1.13 Mbps	12 Mbps
22-Apr-18	Maldonado_Inside.tusd.local	0.06 %	612 Kbps	4.03 Mbps
22-Apr-18	MANSFELD_Inside.tusd.local	2.39 %	24 Mbps	32 Mbps
22-Apr-18	MANZO_Inside.tusd.local	0.04 %	409 Kbps	2.97 Mbps
22-Apr-18	MARSHALL_Inside.tusd.local	3.41 %	34 Mbps	44 Mbps





## TUSD Internet Usage AZMERIT

Date	Site Name	Average Utilization	Average bps	Peak bps
22-Apr-18	Maxwell_Inside.tusd.local	0.06 %	642 Kbps	3.23 Mbps
22-Apr-18	MEREDITH_Inside.tusd.local	0.06 %	550 Kbps	3.02 Mbps
22-Apr-18	MILES_Inside.tusd.local	0.19 %	1.88 Mbps	21 Mbps
22-Apr-18	Miller_Inside.tusd.local	0.10 %	966 Kbps	10 Mbps
22-Apr-18	MissionView_Inside.tusd.local	0.14 %	1.39 Mbps	20 Mbps
22-Apr-18	MYERS_Inside.tusd.local	0.06 %	624 Kbps	3.45 Mbps
22-Apr-18	NAYLOR_Inside.tusd.local	0.09 %	940 Kbps	10 Mbps
22-Apr-18	OCHOA_Inside.tusd.local	0.06 %	613 Kbps	3.02 Mbps
22-Apr-18	Oyama_Inside.tusd.local	0.07 %	705 Kbps	2.50 Mbps
22-Apr-18	PISTOR_Inside.tusd.local	0.11 %	1.09 Mbps	6.80 Mbps
22-Apr-18	ProjectMore_Inside.tusd.local	0.03 %	345 Kbps	1.93 Mbps
22-Apr-18	PUEBLO_Inside.tusd.local	0.19 %	1.94 Mbps	11 Mbps
22-Apr-18	PuebloGardens_Inside.tusd.local	0.06 %	553 Kbps	16 Mbps
22-Apr-18	ROBINS_Inside.tusd1.org	0.13 %	1.32 Mbps	5.95 Mbps
22-Apr-18	ROBISON_Inside.tusd.local	0.04 %	409 Kbps	3.16 Mbps
22-Apr-18	Rose_Inside.tusd.local	0.29 %	2.94 Mbps	8.99 Mbps
22-Apr-18	ROSKRUGE_Inside.tusd.local	0.10 %	970 Kbps	6.14 Mbps
22-Apr-18	SABINO_Inside.tusd.local	0.13 %	1.27 Mbps	8.72 Mbps
22-Apr-18	Safford_Inside.tusd.local	0.37 %	3.71 Mbps	28 Mbps
22-Apr-18	SANTARITA_Inside.tusd.local	0.08 %	803 Kbps	6.47 Mbps
22-Apr-18	SECRIST_Inside.tusd.local	0.07 %	662 Kbps	6.47 Mbps
22-Apr-18	SEWELL_Inside.tusd.local	0.04 %	388 Kbps	2.42 Mbps
22-Apr-18	SOLENG_Inside.tusd.local	0.06 %	597 Kbps	4.00 Mbps
22-Apr-18	STARR_Inside.tusd.local	0.07 %	739 Kbps	14 Mbps
22-Apr-18	STEELE_Inside.tusd.local	3.56 %	36 Mbps	44 Mbps
22-Apr-18	TOLSON_Inside.tusd.local	0.14 %	1.43 Mbps	21 Mbps
22-Apr-18	TRANSEAST_Inside.tusd.local	0.02 %	244 Kbps	4.72 Mbps
22-Apr-18	Tucson_Inside.tusd.local	0.67 %	6.75 Mbps	28 Mbps
22-Apr-18	TULLY_Inside.tusd.local	0.06 %	552 Kbps	1.74 Mbps
22-Apr-18	URQUIDES_Inside.tusd1.org	0.12 %	1.23 Mbps	4.84 Mbps
22-Apr-18	UTTERBACK_Inside.tusd.local	0.06 %	609 Kbps	2.33 Mbps
22-Apr-18	VAIL_Inside.tusd.local	0.10 %	996 Kbps	13 Mbps
22-Apr-18	VALENCIA_Inside.tusd.local	0.36 %	3.63 Mbps	12 Mbps
22-Apr-18	VanBuskirk_Inside.tusd.local	0.04 %	386 Kbps	3.95 Mbps
22-Apr-18	VESEY_Inside.tusd.local	0.18 %	1.80 Mbps	10 Mbps
22-Apr-18	Warren_Inside.tusd.local	0.07 %	673 Kbps	4.30 Mbps
22-Apr-18	WHEELER_Inside.tusd.local	0.08 %	829 Kbps	6.26 Mbps
22-Apr-18	WHITE_Inside.tusd.local	0.62 %	6.20 Mbps	102 Mbps
22-Apr-18	WHITMORE_Inside.tusd.local	0.05 %	517 Kbps	4.51 Mbps
22-Apr-18	WRIGHT_Inside.tusd.local	0.15 %	1.46 Mbps	83 Mbps
23-Apr-18	BANKS_Inside.tusd.local	0.36 %	3.59 Mbps	64 Mbps
23-Apr-18	BLENMAN_Inside.tusd.local	1.03 %	10 Mbps	95 Mbps
23-Apr-18	BLOOM_Inside.tusd.local	0.85 %	8.51 Mbps	23 Mbps
23-Apr-18	BONILLAS_Inside.tusd.local	1.34 %	13 Mbps	36 Mbps
23-Apr-18	BORMAN_Inside.tusd1.org	0.47 %	4.69 Mbps	36 Mbps
23-Apr-18	BORTON_Inside.tusd.local	0.38 %	3.83 Mbps	53 Mbps
23-Apr-18	CARRILLO_Inside.tusd.local	0.68 %	6.78 Mbps	41 Mbps





## TUSD Internet Usage AZMERIT

Date	Site Name	Average Utilization	Average bps	Peak bps
23-Apr-18	CATALINA_Inside.tusd.local	3.78 %	38 Mbps	161 Mbps
23-Apr-18	CAVETT_Inside.tusd.local	0.38 %	3.84 Mbps	21 Mbps
23-Apr-18	CHOLLA_Inside.tusd.local	7.05 %	71 Mbps	283 Mbps
23-Apr-18	COLLIER_Inside.tusd.local	0.21 %	2.11 Mbps	23 Mbps
23-Apr-18	CRAGIN_Inside.tusd.local	0.43 %	4.25 Mbps	28 Mbps
23-Apr-18	DAVIDSON_Inside.tusd.local	0.55 %	5.50 Mbps	104 Mbps
23-Apr-18	DAVIS_Inside.tusd.local	0.31 %	3.06 Mbps	35 Mbps
23-Apr-18	DIETZ_Inside.tusd.local	0.83 %	8.32 Mbps	111 Mbps
23-Apr-18	DODGE_Inside.tusd.local	0.59 %	5.90 Mbps	43 Mbps
23-Apr-18	DOOLEN_Inside.tusd.local	1.24 %	12 Mbps	62 Mbps
23-Apr-18	DRACHMAN_Inside.tusd.local	0.71 %	7.13 Mbps	110 Mbps
23-Apr-18	DUNHAM_Inside.tusd.local	0.25 %	2.51 Mbps	50 Mbps
23-Apr-18	ERICKSON_Inside.tusd.local	0.60 %	6.02 Mbps	40 Mbps
23-Apr-18	FICKETT_Inside.tusd.local	2.45 %	25 Mbps	103 Mbps
23-Apr-18	FORD_Inside.tusd.local	0.58 %	5.81 Mbps	41 Mbps
23-Apr-18	Fruchthendler_Inside.tusd.local	0.29 %	2.88 Mbps	20 Mbps
23-Apr-18	GALE_Inside.tusd.local	0.50 %	5.00 Mbps	86 Mbps
23-Apr-18	Gridley_Inside.tusd.local	1.74 %	17 Mbps	141 Mbps
23-Apr-18	Grijalva_Inside.tusd.local	0.85 %	8.48 Mbps	60 Mbps
23-Apr-18	HENRY_Inside.tusd.local	0.36 %	3.62 Mbps	53 Mbps
23-Apr-18	HOLLADAY_Inside.tusd.local	0.20 %	1.96 Mbps	24 Mbps
23-Apr-18	HOLLINGER_Inside.tusd.local	1.30 %	13 Mbps	157 Mbps
23-Apr-18	HOWELL_Inside.tusd.local	0.28 %	2.79 Mbps	23 Mbps
23-Apr-18	HUDLOW_Inside.tusd.local	0.86 %	8.64 Mbps	133 Mbps
23-Apr-18	Hughes_Inside.tusd.local	0.41 %	4.14 Mbps	20 Mbps
23-Apr-18	INV-INT-R01.tusd1.org	8.59 %	859 Mbps	3.0 Gbps
23-Apr-18	Johnson_Inside.tusd.local	0.27 %	2.73 Mbps	29 Mbps
23-Apr-18	KELLOND_Inside.tusd.local	0.79 %	7.89 Mbps	141 Mbps
23-Apr-18	Lawrence_Inside.tusd.local	0.78 %	7.81 Mbps	63 Mbps
23-Apr-18	LINEWEAVER_Inside.tusd.local	0.46 %	4.64 Mbps	37 Mbps
23-Apr-18	MAGEE_Inside.tusd.local	1.29 %	13 Mbps	89 Mbps
23-Apr-18	Maldonado_Inside.tusd.local	0.22 %	2.21 Mbps	17 Mbps
23-Apr-18	MANSFELD_Inside.tusd.local	3.14 %	31 Mbps	106 Mbps
23-Apr-18	MANZO_Inside.tusd.local	0.41 %	4.06 Mbps	32 Mbps
23-Apr-18	MARSHALL_Inside.tusd.local	0.64 %	6.39 Mbps	38 Mbps
23-Apr-18	Maxwell_Inside.tusd.local	0.84 %	8.40 Mbps	204 Mbps
23-Apr-18	MEREDITH_Inside.tusd.local	0.49 %	4.88 Mbps	29 Mbps
23-Apr-18	MILES_Inside.tusd.local	0.81 %	8.08 Mbps	64 Mbps
23-Apr-18	Miller_Inside.tusd.local	1.18 %	12 Mbps	168 Mbps
23-Apr-18	MissionView_Inside.tusd.local	0.16 %	1.64 Mbps	10 Mbps
23-Apr-18	MYERS_Inside.tusd.local	0.74 %	7.37 Mbps	90 Mbps
23-Apr-18	NAYLOR_Inside.tusd.local	0.83 %	8.32 Mbps	40 Mbps
23-Apr-18	OCHOA_Inside.tusd.local	0.31 %	3.13 Mbps	68 Mbps
23-Apr-18	Oyama_Inside.tusd.local	0.59 %	5.86 Mbps	87 Mbps
23-Apr-18	PISTOR_Inside.tusd.local	1.71 %	17 Mbps	73 Mbps
23-Apr-18	ProjectMore_Inside.tusd.local	0.81 %	8.09 Mbps	226 Mbps
23-Apr-18	PUEBLO_Inside.tusd.local	6.81 %	68 Mbps	295 Mbps





## TUSD Internet Usage AZMERIT

Date	Site Name	Average Utilization	Average bps	Peak bps
23-Apr-18	PuebloGardens_Inside.tusd.local	0.31 %	3.14 Mbps	44 Mbps
23-Apr-18	ROBINS_Inside.tusd1.org	0.91 %	9 Mbps	83 Mbps
23-Apr-18	ROBISON_Inside.tusd.local	0.40 %	4.03 Mbps	24 Mbps
23-Apr-18	Rose_Inside.tusd.local	1.38 %	14 Mbps	74 Mbps
23-Apr-18	ROSKRUGE_Inside.tusd.local	1.35 %	14 Mbps	104 Mbps
23-Apr-18	SABINO_Inside.tusd.local	1.76 %	18 Mbps	72 Mbps
23-Apr-18	Safford_Inside.tusd.local	1.81 %	18 Mbps	140 Mbps
23-Apr-18	SANTARITA_Inside.tusd.local	2.21 %	22 Mbps	128 Mbps
23-Apr-18	SECRIST_Inside.tusd.local	0.64 %	6.44 Mbps	40 Mbps
23-Apr-18	SEWELL_Inside.tusd.local	1.80 %	18 Mbps	104 Mbps
23-Apr-18	SOLENG_Inside.tusd.local	0.32 %	3.24 Mbps	20 Mbps
23-Apr-18	STARR_Inside.tusd.local	1.57 %	16 Mbps	102 Mbps
23-Apr-18	STEELE_Inside.tusd.local	2.60 %	26 Mbps	43 Mbps
23-Apr-18	TOLSON_Inside.tusd.local	1.32 %	13 Mbps	88 Mbps
23-Apr-18	TRANSEAST_Inside.tusd.local	0.16 %	1.59 Mbps	9 Mbps
23-Apr-18	Tucson_Inside.tusd.local	8.93 %	89 Mbps	396 Mbps
23-Apr-18	TULLY_Inside.tusd.local	0.37 %	3.71 Mbps	23 Mbps
23-Apr-18	URQUIDES_Inside.tusd1.org	0.71 %	7.14 Mbps	36 Mbps
23-Apr-18	UTTERBACK_Inside.tusd.local	1.07 %	11 Mbps	63 Mbps
23-Apr-18	VAIL_Inside.tusd.local	1.92 %	19 Mbps	203 Mbps
23-Apr-18	VALENCIA_Inside.tusd.local	1.68 %	17 Mbps	68 Mbps
23-Apr-18	VanBuskirk_Inside.tusd.local	0.21 %	2.09 Mbps	35 Mbps
23-Apr-18	VESEY_Inside.tusd.local	0.80 %	8.00 Mbps	50 Mbps
23-Apr-18	Warren_Inside.tusd.local	0.33 %	3.27 Mbps	33 Mbps
23-Apr-18	WHEELER_Inside.tusd.local	0.51 %	5.14 Mbps	34 Mbps
23-Apr-18	WHITE_Inside.tusd.local	0.95 %	10 Mbps	81 Mbps
23-Apr-18	WHITMORE_Inside.tusd.local	0.25 %	2.47 Mbps	18 Mbps
23-Apr-18	WRIGHT_Inside.tusd.local	1.05 %	10 Mbps	115 Mbps
24-Apr-18	BANKS_Inside.tusd.local	0.22 %	2.24 Mbps	17 Mbps
24-Apr-18	BLENMAN_Inside.tusd.local	1.07 %	11 Mbps	102 Mbps
24-Apr-18	BLOOM_Inside.tusd.local	0.61 %	6.11 Mbps	61 Mbps
24-Apr-18	BONILLAS_Inside.tusd.local	1.59 %	16 Mbps	48 Mbps
24-Apr-18	BORMAN_Inside.tusd1.org	0.36 %	3.58 Mbps	29 Mbps
24-Apr-18	BORTON_Inside.tusd.local	0.42 %	4.24 Mbps	32 Mbps
24-Apr-18	CARRILLO_Inside.tusd.local	0.62 %	6.24 Mbps	60 Mbps
24-Apr-18	CATALINA_Inside.tusd.local	3.63 %	36 Mbps	148 Mbps
24-Apr-18	CAVETT_Inside.tusd.local	0.78 %	7.78 Mbps	118 Mbps
24-Apr-18	CHOLLA_Inside.tusd.local	7.87 %	79 Mbps	325 Mbps
24-Apr-18	COLLIER_Inside.tusd.local	0.19 %	1.90 Mbps	29 Mbps
24-Apr-18	CRAGIN_Inside.tusd.local	0.31 %	3.08 Mbps	32 Mbps
24-Apr-18	DAVIDSON_Inside.tusd.local	0.50 %	4.97 Mbps	151 Mbps
24-Apr-18	DAVIS_Inside.tusd.local	0.82 %	8.23 Mbps	42 Mbps
24-Apr-18	DIETZ_Inside.tusd.local	0.93 %	9 Mbps	133 Mbps
24-Apr-18	DODGE_Inside.tusd.local	0.61 %	6.11 Mbps	36 Mbps
24-Apr-18	DOOLEN_Inside.tusd.local	1.22 %	12 Mbps	60 Mbps
24-Apr-18	DRACHMAN_Inside.tusd.local	0.70 %	7.02 Mbps	48 Mbps
24-Apr-18	DUNHAM_Inside.tusd.local	0.24 %	2.41 Mbps	56 Mbps







## TUSD Internet Usage AZMERIT

Date	Site Name	Average Utilization	Average bps	Peak bps
24-Apr-18	ERICKSON_Inside.tusd.local	0.71 %	7.14 Mbps	123 Mbps
24-Apr-18	FICKETT_Inside.tusd.local	2.18 %	22 Mbps	97 Mbps
24-Apr-18	FORD_Inside.tusd.local	0.60 %	6.02 Mbps	101 Mbps
24-Apr-18	Fruchthendler_Inside.tusd.local	0.25 %	2.51 Mbps	22 Mbps
24-Apr-18	GALE_Inside.tusd.local	0.19 %	1.95 Mbps	18 Mbps
24-Apr-18	Gridley_Inside.tusd.local	2.16 %	22 Mbps	262 Mbps
24-Apr-18	Grijalva_Inside.tusd.local	0.95 %	9 Mbps	65 Mbps
24-Apr-18	HENRY_Inside.tusd.local	0.56 %	5.56 Mbps	43 Mbps
24-Apr-18	HOLLADAY_Inside.tusd.local	0.30 %	3.00 Mbps	99 Mbps
24-Apr-18	HOLLINGER_Inside.tusd.local	1.07 %	11 Mbps	151 Mbps
24-Apr-18	HOWELL_Inside.tusd.local	0.26 %	2.55 Mbps	14 Mbps
24-Apr-18	HUDLOW_Inside.tusd.local	0.41 %	4.12 Mbps	55 Mbps
24-Apr-18	Hughes_Inside.tusd.local	0.24 %	2.41 Mbps	15 Mbps
24-Apr-18	INV-INT-R01.tusd1.org	9.06 %	906 Mbps	3.1 Gbps
24-Apr-18	Johnson_Inside.tusd.local	0.23 %	2.35 Mbps	22 Mbps
24-Apr-18	KELLOND_Inside.tusd.local	0.57 %	5.71 Mbps	47 Mbps
24-Apr-18	Lawrence_Inside.tusd.local	0.66 %	6.60 Mbps	65 Mbps
24-Apr-18	LINEWEAVER_Inside.tusd.local	0.45 %	4.54 Mbps	35 Mbps
24-Apr-18	MAGEE_Inside.tusd.local	1.18 %	12 Mbps	65 Mbps
24-Apr-18	Maldonado_Inside.tusd.local	0.34 %	3.37 Mbps	37 Mbps
24-Apr-18	MANSFELD_Inside.tusd.local	1.79 %	18 Mbps	93 Mbps
24-Apr-18	MANZO_Inside.tusd.local	0.49 %	4.91 Mbps	31 Mbps
24-Apr-18	MARSHALL_Inside.tusd.local	0.49 %	4.87 Mbps	95 Mbps
24-Apr-18	Maxwell_Inside.tusd.local	0.60 %	5.97 Mbps	57 Mbps
24-Apr-18	MEREDITH_Inside.tusd.local	0.81 %	8.10 Mbps	40 Mbps
24-Apr-18	MILES_Inside.tusd.local	0.56 %	5.56 Mbps	42 Mbps
24-Apr-18	Miller_Inside.tusd.local	0.72 %	7.16 Mbps	47 Mbps
24-Apr-18	MissionView_Inside.tusd.local	0.30 %	2.96 Mbps	84 Mbps
24-Apr-18	MYERS_Inside.tusd.local	0.66 %	6.56 Mbps	44 Mbps
24-Apr-18	NAYLOR_Inside.tusd.local	0.89 %	8.85 Mbps	43 Mbps
24-Apr-18	OCHOA_Inside.tusd.local	0.34 %	3.38 Mbps	15 Mbps
24-Apr-18	Oyama_Inside.tusd.local	0.77 %	7.69 Mbps	81 Mbps
24-Apr-18	PISTOR_Inside.tusd.local	1.57 %	16 Mbps	68 Mbps
24-Apr-18	ProjectMore_Inside.tusd.local	0.82 %	8.20 Mbps	393 Mbps
24-Apr-18	PUEBLO_Inside.tusd.local	6.75 %	68 Mbps	278 Mbps
24-Apr-18	PuebloGardens_Inside.tusd.local	0.47 %	4.67 Mbps	84 Mbps
24-Apr-18	ROBINS_Inside.tusd1.org	0.76 %	7.60 Mbps	63 Mbps
24-Apr-18	ROBISON_Inside.tusd.local	0.24 %	2.41 Mbps	15 Mbps
24-Apr-18	Rose_Inside.tusd.local	1.31 %	13 Mbps	79 Mbps
24-Apr-18	ROSKRUGE_Inside.tusd.local	1.30 %	13 Mbps	79 Mbps
24-Apr-18	SABINO_Inside.tusd.local	1.75 %	18 Mbps	76 Mbps
24-Apr-18	Safford_Inside.tusd.local	1.39 %	14 Mbps	59 Mbps
24-Apr-18	SANTARITA_Inside.tusd.local	1.98 %	20 Mbps	103 Mbps
24-Apr-18	SECRIST_Inside.tusd.local	0.66 %	6.62 Mbps	43 Mbps
24-Apr-18	SEWELL_Inside.tusd.local	1.47 %	15 Mbps	105 Mbps
24-Apr-18	SOLENG_Inside.tusd.local	0.24 %	2.38 Mbps	22 Mbps
24-Apr-18	STARR_Inside.tusd.local	2.17 %	22 Mbps	37 Mbps





## TUSD Internet Usage AZMERIT

Date	Site Name	Average Utilization	Average bps	Peak bps
24-Apr-18	STEELE_Inside.tusd.local	2.54 %	25 Mbps	42 Mbps
24-Apr-18	TOLSON_Inside.tusd.local	1.35 %	14 Mbps	92 Mbps
24-Apr-18	TRANSEAST_Inside.tusd.local	0.25 %	2.47 Mbps	143 Mbps
24-Apr-18	Tucson_Inside.tusd.local	9.57 %	96 Mbps	438 Mbps
24-Apr-18	TULLY_Inside.tusd.local	0.47 %	4.69 Mbps	26 Mbps
24-Apr-18	URQUIDES_Inside.tusd1.org	0.75 %	7.48 Mbps	34 Mbps
24-Apr-18	UTTERBACK_Inside.tusd.local	1.25 %	12 Mbps	75 Mbps
24-Apr-18	VAIL_Inside.tusd.local	2.17 %	22 Mbps	119 Mbps
24-Apr-18	VALENCIA_Inside.tusd.local	1.81 %	18 Mbps	74 Mbps
24-Apr-18	VanBuskirk_Inside.tusd.local	0.30 %	3.04 Mbps	33 Mbps
24-Apr-18	VESEY_Inside.tusd.local	0.85 %	8.47 Mbps	105 Mbps
24-Apr-18	Warren_Inside.tusd.local	0.34 %	3.35 Mbps	57 Mbps
24-Apr-18	WHEELER_Inside.tusd.local	0.54 %	5.39 Mbps	38 Mbps
24-Apr-18	WHITE_Inside.tusd.local	0.79 %	7.86 Mbps	51 Mbps
24-Apr-18	WHITMORE_Inside.tusd.local	0.23 %	2.29 Mbps	23 Mbps
24-Apr-18	WRIGHT_Inside.tusd.local	0.64 %	6.35 Mbps	60 Mbps
25-Apr-18	BANKS_Inside.tusd.local	0.21 %	2.09 Mbps	17 Mbps
25-Apr-18	BLENMAN_Inside.tusd.local	0.57 %	5.68 Mbps	69 Mbps
25-Apr-18	BLOOM_Inside.tusd.local	0.39 %	3.95 Mbps	22 Mbps
25-Apr-18	BONILLAS_Inside.tusd.local	1.22 %	12 Mbps	100 Mbps
25-Apr-18	BORMAN_Inside.tusd1.org	0.52 %	5.24 Mbps	48 Mbps
25-Apr-18	BORTON_Inside.tusd.local	0.37 %	3.72 Mbps	60 Mbps
25-Apr-18	CARRILLO_Inside.tusd.local	0.70 %	6.96 Mbps	76 Mbps
25-Apr-18	CATALINA_Inside.tusd.local	3.46 %	35 Mbps	146 Mbps
25-Apr-18	CAVETT_Inside.tusd.local	0.39 %	3.87 Mbps	26 Mbps
25-Apr-18	CHOLLA_Inside.tusd.local	6.34 %	63 Mbps	285 Mbps
25-Apr-18	COLLIER_Inside.tusd.local	0.24 %	2.41 Mbps	27 Mbps
25-Apr-18	CRAGIN_Inside.tusd.local	0.37 %	3.70 Mbps	23 Mbps
25-Apr-18	DAVIDSON_Inside.tusd.local	0.31 %	3.07 Mbps	43 Mbps
25-Apr-18	DAVIS_Inside.tusd.local	0.26 %	2.61 Mbps	28 Mbps
25-Apr-18	DIETZ_Inside.tusd.local	0.70 %	6.96 Mbps	48 Mbps
25-Apr-18	DODGE_Inside.tusd.local	0.65 %	6.53 Mbps	54 Mbps
25-Apr-18	DOOLEN_Inside.tusd.local	0.98 %	10 Mbps	49 Mbps
25-Apr-18	DRACHMAN_Inside.tusd.local	0.59 %	5.85 Mbps	65 Mbps
25-Apr-18	DUNHAM_Inside.tusd.local	0.20 %	2.02 Mbps	47 Mbps
25-Apr-18	ERICKSON_Inside.tusd.local	0.36 %	3.62 Mbps	25 Mbps
25-Apr-18	FICKETT_Inside.tusd.local	2.13 %	21 Mbps	127 Mbps
25-Apr-18	FORD_Inside.tusd.local	0.39 %	3.86 Mbps	32 Mbps
25-Apr-18	Fruchthendler_Inside.tusd.local	0.21 %	2.15 Mbps	23 Mbps
25-Apr-18	GALE_Inside.tusd.local	0.22 %	2.16 Mbps	14 Mbps
25-Apr-18	Gridley_Inside.tusd.local	1.41 %	14 Mbps	87 Mbps
25-Apr-18	Grijalva_Inside.tusd.local	0.68 %	6.81 Mbps	56 Mbps
25-Apr-18	HENRY_Inside.tusd.local	0.47 %	4.71 Mbps	30 Mbps
25-Apr-18	HOLLADAY_Inside.tusd.local	0.21 %	2.07 Mbps	63 Mbps
25-Apr-18	HOLLINGER_Inside.tusd.local	0.77 %	7.71 Mbps	100 Mbps
25-Apr-18	HOWELL_Inside.tusd.local	0.12 %	1.25 Mbps	14 Mbps
25-Apr-18	HUDLOW_Inside.tusd.local	0.49 %	4.88 Mbps	66 Mbps





## TUSD Internet Usage AZMERIT

Date	Site Name	Average Utilization	Average bps	Peak bps
25-Apr-18	Hughes_Inside.tusd.local	1.40 %	14 Mbps	43 Mbps
25-Apr-18	INV-INT-R01.tusd1.org	7.95 %	795 Mbps	3.0 Gbps
25-Apr-18	Johnson_Inside.tusd.local	0.29 %	2.93 Mbps	25 Mbps
25-Apr-18	KELLOND_Inside.tusd.local	0.54 %	5.43 Mbps	37 Mbps
25-Apr-18	Lawrence_Inside.tusd.local	0.83 %	8.34 Mbps	51 Mbps
25-Apr-18	LINEWEAVER_Inside.tusd.local	0.53 %	5.32 Mbps	39 Mbps
25-Apr-18	MAGEE_Inside.tusd.local	0.97 %	10 Mbps	52 Mbps
25-Apr-18	Maldonado_Inside.tusd.local	0.17 %	1.72 Mbps	14 Mbps
25-Apr-18	MANSFELD_Inside.tusd.local	1.51 %	15 Mbps	120 Mbps
25-Apr-18	MANZO_Inside.tusd.local	0.28 %	2.79 Mbps	23 Mbps
25-Apr-18	MARSHALL_Inside.tusd.local	0.33 %	3.27 Mbps	46 Mbps
25-Apr-18	Maxwell_Inside.tusd.local	0.67 %	6.69 Mbps	46 Mbps
25-Apr-18	MEREDITH_Inside.tusd.local	0.85 %	8.51 Mbps	103 Mbps
25-Apr-18	MILES_Inside.tusd.local	0.13 %	1.32 Mbps	19 Mbps
25-Apr-18	Miller_Inside.tusd.local	0.60 %	6.02 Mbps	51 Mbps
25-Apr-18	MissionView_Inside.tusd.local	0.16 %	1.64 Mbps	13 Mbps
25-Apr-18	MYERS_Inside.tusd.local	0.66 %	6.58 Mbps	136 Mbps
25-Apr-18	NAYLOR_Inside.tusd.local	0.65 %	6.46 Mbps	40 Mbps
25-Apr-18	OCHOA_Inside.tusd.local	0.16 %	1.61 Mbps	13 Mbps
25-Apr-18	Oyama_Inside.tusd.local	0.63 %	6.30 Mbps	59 Mbps
25-Apr-18	PISTOR_Inside.tusd.local	1.43 %	14 Mbps	73 Mbps
25-Apr-18	ProjectMore_Inside.tusd.local	0.41 %	4.11 Mbps	26 Mbps
25-Apr-18	PUEBLO_Inside.tusd.local	5.97 %	60 Mbps	311 Mbps
25-Apr-18	PuebloGardens_Inside.tusd.local	0.31 %	3.06 Mbps	18 Mbps
25-Apr-18	ROBINS_Inside.tusd1.org	0.65 %	6.45 Mbps	77 Mbps
25-Apr-18	ROBISON_Inside.tusd.local	0.17 %	1.69 Mbps	14 Mbps
25-Apr-18	Rose_Inside.tusd.local	1.20 %	12 Mbps	69 Mbps
25-Apr-18	ROSKRUGE_Inside.tusd.local	1.10 %	11 Mbps	84 Mbps
25-Apr-18	SABINO_Inside.tusd.local	1.65 %	16 Mbps	95 Mbps
25-Apr-18	Safford_Inside.tusd.local	1.84 %	18 Mbps	92 Mbps
25-Apr-18	SANTARITA_Inside.tusd.local	1.66 %	17 Mbps	109 Mbps
25-Apr-18	SECRIST_Inside.tusd.local	0.68 %	6.83 Mbps	48 Mbps
25-Apr-18	SEWELL_Inside.tusd.local	1.40 %	14 Mbps	73 Mbps
25-Apr-18	SOLENG_Inside.tusd.local	0.16 %	1.59 Mbps	18 Mbps
25-Apr-18	STARR_Inside.tusd.local	1.23 %	12 Mbps	37 Mbps
25-Apr-18	STEELE_Inside.tusd.local	1.79 %	18 Mbps	41 Mbps
25-Apr-18	TOLSON_Inside.tusd.local	1.11 %	11 Mbps	133 Mbps
25-Apr-18	TRANSEAST_Inside.tusd.local	0.15 %	1.51 Mbps	13 Mbps
25-Apr-18	Tucson_Inside.tusd.local	9.06 %	91 Mbps	427 Mbps
25-Apr-18	TULLY_Inside.tusd.local	0.27 %	2.70 Mbps	11 Mbps
25-Apr-18	URQUIDES_Inside.tusd1.org	0.75 %	7.49 Mbps	46 Mbps
25-Apr-18	UTTERBACK_Inside.tusd.local	1.17 %	12 Mbps	93 Mbps
25-Apr-18	VAIL_Inside.tusd.local	1.49 %	15 Mbps	91 Mbps
25-Apr-18	VALENCIA_Inside.tusd.local	1.51 %	15 Mbps	93 Mbps
25-Apr-18	VanBuskirk_Inside.tusd.local	0.16 %	1.61 Mbps	15 Mbps
25-Apr-18	VESEY_Inside.tusd.local	0.57 %	5.66 Mbps	36 Mbps
25-Apr-18	Warren_Inside.tusd.local	0.27 %	2.69 Mbps	32 Mbps





## TUSD Internet Usage AZMERIT

Date	Site Name	Average Utilization	Average bps	Peak bps
25-Apr-18	WHEELER_Inside.tusd.local	0.40 %	4.04 Mbps	24 Mbps
25-Apr-18	WHITE_Inside.tusd.local	0.79 %	7.93 Mbps	41 Mbps
25-Apr-18	WHITMORE_Inside.tusd.local	0.18 %	1.82 Mbps	21 Mbps
25-Apr-18	WRIGHT_Inside.tusd.local	0.41 %	4.08 Mbps	69 Mbps
26-Apr-18	BANKS_Inside.tusd.local	0.23 %	2.34 Mbps	75 Mbps
26-Apr-18	BLENMAN_Inside.tusd.local	0.08 %	775 Kbps	8.63 Mbps
26-Apr-18	BLOOM_Inside.tusd.local	0.24 %	2.40 Mbps	41 Mbps
26-Apr-18	BONILLAS_Inside.tusd.local	1.13 %	11 Mbps	37 Mbps
26-Apr-18	BORMAN_Inside.tusd1.org	0.22 %	2.25 Mbps	96 Mbps
26-Apr-18	BORTON_Inside.tusd.local	0.23 %	2.32 Mbps	11 Mbps
26-Apr-18	CARRILLO_Inside.tusd.local	0.33 %	3.33 Mbps	46 Mbps
26-Apr-18	CATALINA_Inside.tusd.local	1.38 %	14 Mbps	116 Mbps
26-Apr-18	CAVETT_Inside.tusd.local	0.06 %	592 Kbps	1.96 Mbps
26-Apr-18	CHOLLA_Inside.tusd.local	0.61 %	6.07 Mbps	65 Mbps
26-Apr-18	COLLIER_Inside.tusd.local	0.04 %	359 Kbps	2.35 Mbps
26-Apr-18	CRAGIN_Inside.tusd.local	0.15 %	1.46 Mbps	40 Mbps
26-Apr-18	DAVIDSON_Inside.tusd.local	0.20 %	1.96 Mbps	19 Mbps
26-Apr-18	DAVIS_Inside.tusd.local	0.16 %	1.58 Mbps	12 Mbps
26-Apr-18	DIETZ_Inside.tusd.local	0.16 %	1.64 Mbps	4.74 Mbps
26-Apr-18	DODGE_Inside.tusd.local	0.16 %	1.59 Mbps	10 Mbps
26-Apr-18	DOOLEN_Inside.tusd.local	0.09 %	905 Kbps	7.18 Mbps
26-Apr-18	DRACHMAN_Inside.tusd.local	0.39 %	3.95 Mbps	96 Mbps
26-Apr-18	DUNHAM_Inside.tusd.local	0.19 %	1.92 Mbps	24 Mbps
26-Apr-18	ERICKSON_Inside.tusd.local	0.23 %	2.30 Mbps	78 Mbps
26-Apr-18	FICKETT_Inside.tusd.local	0.69 %	6.88 Mbps	100 Mbps
26-Apr-18	FORD_Inside.tusd.local	3.04 %	30 Mbps	252 Mbps
26-Apr-18	Fruchthendler_Inside.tusd.local	0.18 %	1.79 Mbps	25 Mbps
26-Apr-18	GALE_Inside.tusd.local	0.04 %	353 Kbps	1.40 Mbps
26-Apr-18	Gridley_Inside.tusd.local	0.21 %	2.07 Mbps	6.39 Mbps
26-Apr-18	Grijalva_Inside.tusd.local	0.39 %	3.86 Mbps	102 Mbps
26-Apr-18	HENRY_Inside.tusd.local	0.11 %	1.09 Mbps	40 Mbps
26-Apr-18	HOLLADAY_Inside.tusd.local	0.06 %	555 Kbps	5.00 Mbps
26-Apr-18	HOLLINGER_Inside.tusd.local	0.45 %	4.51 Mbps	89 Mbps
26-Apr-18	HOWELL_Inside.tusd.local	0.17 %	1.67 Mbps	95 Mbps
26-Apr-18	HUDLOW_Inside.tusd.local	0.08 %	771 Kbps	4.41 Mbps
26-Apr-18	Hughes_Inside.tusd.local	3.47 %	35 Mbps	37 Mbps
26-Apr-18	INV-INT-R01.tusd1.org	1.70 %	170 Mbps	501 Mbps
26-Apr-18	Johnson_Inside.tusd.local	0.20 %	2.04 Mbps	50 Mbps
26-Apr-18	KELLOND_Inside.tusd.local	0.19 %	1.95 Mbps	42 Mbps
26-Apr-18	Lawrence_Inside.tusd.local	0.58 %	5.78 Mbps	97 Mbps
26-Apr-18	LINEWEAVER_Inside.tusd.local	0.15 %	1.54 Mbps	25 Mbps
26-Apr-18	MAGEE_Inside.tusd.local	0.10 %	1.02 Mbps	8.63 Mbps
26-Apr-18	Maldonado_Inside.tusd.local	0.20 %	1.99 Mbps	72 Mbps
26-Apr-18	MANSFELD_Inside.tusd.local	0.34 %	3.44 Mbps	73 Mbps
26-Apr-18	MANZO_Inside.tusd.local	0.17 %	1.74 Mbps	184 Mbps
26-Apr-18	MARSHALL_Inside.tusd.local	0.06 %	615 Kbps	4.57 Mbps
26-Apr-18	Maxwell_Inside.tusd.local	0.22 %	2.24 Mbps	12 Mbps





## TUSD Internet Usage AZMERIT

Date	Site Name	Average Utilization	Average bps	Peak bps
26-Apr-18	MEREDITH_Inside.tusd.local	0.97 %	10 Mbps	20 Mbps
26-Apr-18	MILES_Inside.tusd.local	0.04 %	425 Kbps	2.43 Mbps
26-Apr-18	Miller_Inside.tusd.local	0.52 %	5.16 Mbps	24 Mbps
26-Apr-18	MissionView_Inside.tusd.local	0.25 %	2.51 Mbps	99 Mbps
26-Apr-18	MYERS_Inside.tusd.local	0.33 %	3.27 Mbps	105 Mbps
26-Apr-18	NAYLOR_Inside.tusd.local	0.30 %	2.96 Mbps	192 Mbps
26-Apr-18	OCHOA_Inside.tusd.local	0.11 %	1.07 Mbps	8.77 Mbps
26-Apr-18	Oyama_Inside.tusd.local	0.53 %	5.35 Mbps	95 Mbps
26-Apr-18	PISTOR_Inside.tusd.local	0.24 %	2.37 Mbps	97 Mbps
26-Apr-18	ProjectMore_Inside.tusd.local	0.17 %	1.72 Mbps	14 Mbps
26-Apr-18	PUEBLO_Inside.tusd.local	0.76 %	7.63 Mbps	89 Mbps
26-Apr-18	PuebloGardens_Inside.tusd.local	0.17 %	1.71 Mbps	80 Mbps
26-Apr-18	ROBINS_Inside.tusd1.org	0.30 %	3.00 Mbps	105 Mbps
26-Apr-18	ROBISON_Inside.tusd.local	0.06 %	649 Kbps	24 Mbps
26-Apr-18	Rose_Inside.tusd.local	0.49 %	4.92 Mbps	140 Mbps
26-Apr-18	ROSKRUGE_Inside.tusd.local	0.11 %	1.10 Mbps	4.33 Mbps
26-Apr-18	SABINO_Inside.tusd.local	0.34 %	3.42 Mbps	98 Mbps
26-Apr-18	Safford_Inside.tusd.local	0.35 %	3.50 Mbps	31 Mbps
26-Apr-18	SANTARITA_Inside.tusd.local	0.15 %	1.50 Mbps	10 Mbps
26-Apr-18	SECRIST_Inside.tusd.local	0.04 %	418 Kbps	2.59 Mbps
26-Apr-18	SEWELL_Inside.tusd.local	0.21 %	2.07 Mbps	85 Mbps
26-Apr-18	SOLENG_Inside.tusd.local	0.12 %	1.23 Mbps	65 Mbps
26-Apr-18	STARR_Inside.tusd.local	0.60 %	5.98 Mbps	196 Mbps
26-Apr-18	STEELE_Inside.tusd.local	0.05 %	501 Kbps	8.98 Mbps
26-Apr-18	TOLSON_Inside.tusd.local	0.33 %	3.25 Mbps	67 Mbps
26-Apr-18	TRANSEAST_Inside.tusd.local	0.02 %	241 Kbps	3.17 Mbps
26-Apr-18	Tucson_Inside.tusd.local	1.26 %	13 Mbps	104 Mbps
26-Apr-18	TULLY_Inside.tusd.local	0.10 %	1.05 Mbps	23 Mbps
26-Apr-18	URQUIDES_Inside.tusd1.org	0.33 %	3.32 Mbps	17 Mbps
26-Apr-18	UTTERBACK_Inside.tusd.local	0.34 %	3.40 Mbps	74 Mbps
26-Apr-18	VAIL_Inside.tusd.local	0.09 %	915 Kbps	5.25 Mbps
26-Apr-18	VALENCIA_Inside.tusd.local	0.62 %	6.16 Mbps	33 Mbps
26-Apr-18	VanBuskirk_Inside.tusd.local	0.04 %	440 Kbps	3.81 Mbps
26-Apr-18	VESEY_Inside.tusd.local	0.20 %	2.01 Mbps	17 Mbps
26-Apr-18	Warren_Inside.tusd.local	0.16 %	1.62 Mbps	72 Mbps
26-Apr-18	WHEELER_Inside.tusd.local	0.07 %	732 Kbps	4.11 Mbps
26-Apr-18	WHITE_Inside.tusd.local	0.56 %	5.62 Mbps	80 Mbps
26-Apr-18	WHITMORE_Inside.tusd.local	0.35 %	3.53 Mbps	43 Mbps
26-Apr-18	WRIGHT_Inside.tusd.local	0.09 %	907 Kbps	6.13 Mbps
27-Apr-18	BANKS_Inside.tusd.local	0.73 %	7.27 Mbps	109 Mbps
27-Apr-18	BLENMAN_Inside.tusd.local	0.57 %	5.69 Mbps	94 Mbps
27-Apr-18	BLOOM_Inside.tusd.local	0.68 %	6.76 Mbps	211 Mbps
27-Apr-18	BONILLAS_Inside.tusd.local	2.28 %	23 Mbps	81 Mbps
27-Apr-18	BORMAN_Inside.tusd1.org	0.60 %	6.02 Mbps	95 Mbps
27-Apr-18	BORTON_Inside.tusd.local	0.19 %	1.87 Mbps	66 Mbps
27-Apr-18	CARRILLO_Inside.tusd.local	2.03 %	20 Mbps	194 Mbps
27-Apr-18	CATALINA_Inside.tusd.local	1.19 %	12 Mbps	86 Mbps





## TUSD Internet Usage AZMERIT

Date	Site Name	Average Utilization	Average bps	Peak bps
27-Apr-18	CAVETT_Inside.tusd.local	0.55 %	5.49 Mbps	29 Mbps
27-Apr-18	CHOLLA_Inside.tusd.local	0.61 %	6.12 Mbps	25 Mbps
27-Apr-18	COLLIER_Inside.tusd.local	0.05 %	522 Kbps	2.33 Mbps
27-Apr-18	CRAGIN_Inside.tusd.local	0.75 %	7.54 Mbps	200 Mbps
27-Apr-18	DAVIDSON_Inside.tusd.local	1.67 %	17 Mbps	183 Mbps
27-Apr-18	DAVIS_Inside.tusd.local	1.42 %	14 Mbps	103 Mbps
27-Apr-18	DIETZ_Inside.tusd.local	1.06 %	11 Mbps	115 Mbps
27-Apr-18	DODGE_Inside.tusd.local	0.12 %	1.25 Mbps	4.40 Mbps
27-Apr-18	DOOLEN_Inside.tusd.local	0.13 %	1.31 Mbps	13 Mbps
27-Apr-18	DRACHMAN_Inside.tusd.local	2.87 %	29 Mbps	278 Mbps
27-Apr-18	DUNHAM_Inside.tusd.local	0.53 %	5.33 Mbps	25 Mbps
27-Apr-18	ERICKSON_Inside.tusd.local	2.17 %	22 Mbps	140 Mbps
27-Apr-18	FICKETT_Inside.tusd.local	0.66 %	6.55 Mbps	26 Mbps
27-Apr-18	FORD_Inside.tusd.local	2.11 %	21 Mbps	162 Mbps
27-Apr-18	Fruchthendler_Inside.tusd.local	0.27 %	2.66 Mbps	12 Mbps
27-Apr-18	GALE_Inside.tusd.local	0.10 %	958 Kbps	95 Mbps
27-Apr-18	Gridley_Inside.tusd.local	0.37 %	3.68 Mbps	26 Mbps
27-Apr-18	Grijalva_Inside.tusd.local	1.88 %	19 Mbps	203 Mbps
27-Apr-18	HENRY_Inside.tusd.local	0.75 %	7.50 Mbps	26 Mbps
27-Apr-18	HOLLADAY_Inside.tusd.local	0.23 %	2.35 Mbps	61 Mbps
27-Apr-18	HOLLINGER_Inside.tusd.local	3.10 %	31 Mbps	174 Mbps
27-Apr-18	HOWELL_Inside.tusd.local	0.11 %	1.08 Mbps	10 Mbps
27-Apr-18	HUDLOW_Inside.tusd.local	0.55 %	5.49 Mbps	109 Mbps
27-Apr-18	Hughes_Inside.tusd.local	3.65 %	36 Mbps	145 Mbps
27-Apr-18	INV-INT-R01.tusd1.org	1.43 %	143 Mbps	473 Mbps
27-Apr-18	Johnson_Inside.tusd.local	0.52 %	5.24 Mbps	136 Mbps
27-Apr-18	KELLOND_Inside.tusd.local	0.84 %	8.37 Mbps	105 Mbps
27-Apr-18	Lawrence_Inside.tusd.local	0.60 %	6.05 Mbps	56 Mbps
27-Apr-18	LINEWEAVER_Inside.tusd.local	0.47 %	4.70 Mbps	149 Mbps
27-Apr-18	MAGEE_Inside.tusd.local	0.14 %	1.36 Mbps	8.79 Mbps
27-Apr-18	Maldonado_Inside.tusd.local	1.31 %	13 Mbps	97 Mbps
27-Apr-18	MANSFELD_Inside.tusd.local	3.51 %	35 Mbps	238 Mbps
27-Apr-18	MANZO_Inside.tusd.local	1.59 %	16 Mbps	211 Mbps
27-Apr-18	MARSHALL_Inside.tusd.local	0.45 %	4.54 Mbps	95 Mbps
27-Apr-18	Maxwell_Inside.tusd.local	1.62 %	16 Mbps	104 Mbps
27-Apr-18	MEREDITH_Inside.tusd.local	1.23 %	12 Mbps	80 Mbps
27-Apr-18	MILES_Inside.tusd.local	0.80 %	7.99 Mbps	136 Mbps
27-Apr-18	Miller_Inside.tusd.local	2.48 %	25 Mbps	119 Mbps
27-Apr-18	MissionView_Inside.tusd.local	0.42 %	4.22 Mbps	19 Mbps
27-Apr-18	MYERS_Inside.tusd.local	1.11 %	11 Mbps	64 Mbps
27-Apr-18	NAYLOR_Inside.tusd.local	0.21 %	2.12 Mbps	13 Mbps
27-Apr-18	OCHOA_Inside.tusd.local	0.74 %	7.41 Mbps	132 Mbps
27-Apr-18	Oyama_Inside.tusd.local	1.32 %	13 Mbps	130 Mbps
27-Apr-18	PISTOR_Inside.tusd.local	0.22 %	2.19 Mbps	11 Mbps
27-Apr-18	ProjectMore_Inside.tusd.local	0.38 %	3.77 Mbps	20 Mbps
27-Apr-18	PUEBLO_Inside.tusd.local	1.79 %	18 Mbps	131 Mbps
27-Apr-18	PuebloGardens_Inside.tusd.local	2.01 %	20 Mbps	191 Mbps





## TUSD Internet Usage AZMERIT

Date	Site Name	Average Utilization	Average bps	Peak bps
27-Apr-18	ROBINS_Inside.tusd1.org	5.49 %	55 Mbps	273 Mbps
27-Apr-18	ROBISON_Inside.tusd.local	0.58 %	5.84 Mbps	25 Mbps
27-Apr-18	Rose_Inside.tusd.local	0.99 %	10 Mbps	155 Mbps
27-Apr-18	ROSKRUGE_Inside.tusd.local	0.17 %	1.74 Mbps	5.66 Mbps
27-Apr-18	SABINO_Inside.tusd.local	0.18 %	1.77 Mbps	7.76 Mbps
27-Apr-18	Safford_Inside.tusd.local	2.15 %	22 Mbps	186 Mbps
27-Apr-18	SANTARITA_Inside.tusd.local	0.29 %	2.90 Mbps	34 Mbps
27-Apr-18	SECRIST_Inside.tusd.local	0.21 %	2.15 Mbps	56 Mbps
27-Apr-18	SEWELL_Inside.tusd.local	0.30 %	2.95 Mbps	66 Mbps
27-Apr-18	SOLENG_Inside.tusd.local	0.54 %	5.41 Mbps	76 Mbps
27-Apr-18	STARR_Inside.tusd.local	0.87 %	8.66 Mbps	193 Mbps
27-Apr-18	STEELE_Inside.tusd.local	0.24 %	2.41 Mbps	35 Mbps
27-Apr-18	TOLSON_Inside.tusd.local	0.74 %	7.45 Mbps	95 Mbps
27-Apr-18	TRANSEAST_Inside.tusd.local	0.04 %	374 Kbps	21 Mbps
27-Apr-18	Tucson_Inside.tusd.local	1.29 %	13 Mbps	35 Mbps
27-Apr-18	TULLY_Inside.tusd.local	0.40 %	3.95 Mbps	17 Mbps
27-Apr-18	URQUIDES_Inside.tusd1.org	1.74 %	17 Mbps	124 Mbps
27-Apr-18	UTTERBACK_Inside.tusd.local	0.45 %	4.52 Mbps	62 Mbps
27-Apr-18	VAIL_Inside.tusd.local	0.12 %	1.24 Mbps	4.63 Mbps
27-Apr-18	VALENCIA_Inside.tusd.local	1.00 %	10 Mbps	150 Mbps
27-Apr-18	VanBuskirk_Inside.tusd.local	0.65 %	6.47 Mbps	85 Mbps
27-Apr-18	VESEY_Inside.tusd.local	1.67 %	17 Mbps	178 Mbps
27-Apr-18	Warren_Inside.tusd.local	0.70 %	6.95 Mbps	107 Mbps
27-Apr-18	WHEELER_Inside.tusd.local	0.13 %	1.34 Mbps	65 Mbps
27-Apr-18	WHITE_Inside.tusd.local	1.72 %	17 Mbps	126 Mbps
27-Apr-18	WHITMORE_Inside.tusd.local	0.96 %	10 Mbps	108 Mbps
27-Apr-18	WRIGHT_Inside.tusd.local	0.63 %	6.33 Mbps	95 Mbps



# EXHIBIT B



## TUSD Internet Usage AZMERIT

Date	Site Name	Average Utilization	Average bps	Peak bps
	BANKS_Inside.tusd.local	0.81 %	8.07 Mbps	94 Mbps
	BLENNMAN_Inside.tusd.local	0.54 %	5.39 Mbps	39 Mbps
	BLOOM_Inside.tusd.local	2.61 %	26 Mbps	292 Mbps
	BONILLAS_Inside.tusd.local	0.77 %	7.74 Mbps	50 Mbps
	BORMAN_Inside.tusd1.org	1.14 %	11 Mbps	159 Mbps
	BORTON_Inside.tusd.local	1.09 %	11 Mbps	188 Mbps
	CARRILLO_Inside.tusd.local	1.02 %	10 Mbps	110 Mbps
	CATALINA_Inside.tusd.local	3.18 %	32 Mbps	136 Mbps
	CAVETT_Inside.tusd.local	0.72 %	7.25 Mbps	44 Mbps
	CHOLLA_Inside.tusd.local	5.09 %	51 Mbps	218 Mbps
	COLLIER_Inside.tusd.local	0.30 %	2.95 Mbps	23 Mbps
	CRAGIN_Inside.tusd.local	0.43 %	4.28 Mbps	34 Mbps
	DAVIDSON_Inside.tusd.local	0.45 %	4.45 Mbps	35 Mbps
	DAVIS_Inside.tusd.local	0.57 %	5.70 Mbps	47 Mbps
	DIETZ_Inside.tusd.local	0.59 %	5.95 Mbps	42 Mbps
	DODGE_Inside.tusd.local	0.65 %	6.51 Mbps	47 Mbps
	DOOLEN_Inside.tusd.local	1.03 %	10 Mbps	45 Mbps
	DRACHMAN_Inside.tusd.lo...	1.16 %	12 Mbps	106 Mbps
	DUNHAM_Inside.tusd.local	0.89 %	8.94 Mbps	115 Mbps
	ERICKSON_Inside.tusd.local	0.64 %	6.40 Mbps	93 Mbps
	FICKETT_Inside.tusd.local	2.74 %	27 Mbps	185 Mbps
	FORD_Inside.tusd.local	0.65 %	6.54 Mbps	70 Mbps
	Fruchthendler_Inside.tusd.l...	0.35 %	3.51 Mbps	33 Mbps
	GALE_Inside.tusd.local	0.54 %	5.39 Mbps	46 Mbps
26-Mar-19	Gridley_Inside.tusd.local	1.65 %	16 Mbps	97 Mbps
	Grijalva_Inside.tusd.local	1.07 %	11 Mbps	80 Mbps
	HENRY_Inside.tusd.local	0.63 %	6.33 Mbps	199 Mbps
	HOLLADAY_Inside.tusd.local	0.47 %	4.72 Mbps	113 Mbps
	HOLLINGER_Inside.tusd.lo...	1.04 %	10 Mbps	92 Mbps
	HOWELL_Inside.tusd.local	0.41 %	4.15 Mbps	27 Mbps
	HUDLOW_Inside.tusd.local	0.73 %	7.28 Mbps	73 Mbps
	Hughes_Inside.tusd.local	0.57 %	5.69 Mbps	57 Mbps
	INV-INT-R01.tusd1.org	8.70 %	870 Mbps	2.9 Gbps
	Johnson_Inside.tusd.local	0.55 %	5.54 Mbps	40 Mbps
	KELLOND_Inside.tusd.local	0.81 %	8.08 Mbps	78 Mbps
	Lawrence_Inside.tusd.local	1.09 %	11 Mbps	155 Mbps
	LINEWEAVER_Inside.tusd.l...	0.80 %	8.03 Mbps	183 Mbps
	MAGEE_Inside.tusd.local	0.99 %	10 Mbps	83 Mbps
	Maldonado_Inside.tusd.local	0.34 %	3.37 Mbps	30 Mbps
	MANSFELD_Inside.tusd.local	2.18 %	22 Mbps	112 Mbps
	MANZO_Inside.tusd.local	0.69 %	6.88 Mbps	80 Mbps
	MARSHALL_Inside.tusd.local	0.44 %	4.37 Mbps	36 Mbps
	Maxwell_Inside.tusd.local	0.73 %	7.30 Mbps	47 Mbps
	MEREDITH_Inside.tusd.local	1.31 %	13 Mbps	64 Mbps
	MILES_Inside.tusd.local	0.54 %	5.39 Mbps	59 Mbps
	Miller_Inside.tusd.local	1.16 %	12 Mbps	68 Mbps
	MissionView_Inside.tusd.local	0.40 %	4.05 Mbps	34 Mbps
	MYERS_Inside.tusd.local	0.94 %	9 Mbps	55 Mbps
	NAYLOR_Inside.tusd.local	1.11 %	11 Mbps	55 Mbps
	OCHOA_Inside.tusd.local	0.39 %	3.87 Mbps	60 Mbps

## TUSD Internet Usage AZMERIT

Date	Site Name	Average Utilization	Average bps	Peak bps
26-Mar-19	Oyama_Inside.tusd.local	0.89 %	8.92 Mbps	64 Mbps
	PISTOR_Inside.tusd.local	1.20 %	12 Mbps	60 Mbps
	ProjectMore_Inside.tusd.local	0.57 %	5.73 Mbps	47 Mbps
	PUEBLO_Inside.tusd.local	6.05 %	60 Mbps	258 Mbps
	PuebloGardens_Inside.tusd.local	0.57 %	5.72 Mbps	104 Mbps
	Rincon_Inside.tusd.local	5.20 %	52 Mbps	226 Mbps
	ROBINS_Inside.tusd1.org	1.22 %	12 Mbps	85 Mbps
	ROBISON_Inside.tusd.local	0.43 %	4.25 Mbps	35 Mbps
	Rose_Inside.tusd.local	1.28 %	13 Mbps	84 Mbps
	ROSKRUGE_Inside.tusd.lo...	1.72 %	17 Mbps	153 Mbps
	SABINO_Inside.tusd.local	1.54 %	15 Mbps	96 Mbps
	Safford_Inside.tusd.local	1.73 %	17 Mbps	221 Mbps
	SANTARITA_Inside.tusd.local	1.93 %	19 Mbps	117 Mbps
	SECRIST_Inside.tusd.local	0.65 %	6.50 Mbps	93 Mbps
	SEWELL_Inside.tusd.local	0.50 %	5.01 Mbps	37 Mbps
	SOLENG_Inside.tusd.local	0.88 %	8.80 Mbps	93 Mbps
	STARR_Inside.tusd.local	0.37 %	3.67 Mbps	30 Mbps
	STEELE_Inside.tusd.local	0.64 %	6.38 Mbps	59 Mbps
	TOLSON_Inside.tusd.local	0.75 %	7.45 Mbps	81 Mbps
	TRANSEAST_Inside.tusd.lo...	0.06 %	551 Kbps	2.92 Mbps
	Tucson_Inside.tusd.local	8.55 %	86 Mbps	476 Mbps
	TULLY_Inside.tusd.local	0.66 %	6.57 Mbps	99 Mbps
	URQUIDES_Inside.tusd1.org	0.94 %	9 Mbps	73 Mbps
	UTTERBACK_Inside.tusd.l...	0.91 %	9 Mbps	51 Mbps
	VAIL_Inside.tusd.local	1.61 %	16 Mbps	86 Mbps
	VALENCIA_Inside.tusd.local	1.42 %	14 Mbps	68 Mbps
	VanBuskirk_Inside.tusd.local	0.41 %	4.08 Mbps	68 Mbps
	VESEY_Inside.tusd.local	0.86 %	8.64 Mbps	51 Mbps
	Warren_Inside.tusd.local	0.67 %	6.69 Mbps	89 Mbps
	WHEELER_Inside.tusd.local	0.44 %	4.43 Mbps	40 Mbps
	WHITE_Inside.tusd.local	0.91 %	9 Mbps	126 Mbps
	WHITMORE_Inside.tusd.lo...	0.44 %	4.44 Mbps	36 Mbps
WRIGHT_Inside.tusd.local	0.47 %	4.66 Mbps	91 Mbps	
27-Mar-19	BANKS_Inside.tusd.local	1.16 %	12 Mbps	178 Mbps
	BLENMAN_Inside.tusd.local	0.35 %	3.54 Mbps	42 Mbps
	BLOOM_Inside.tusd.local	2.97 %	30 Mbps	264 Mbps
	BONILLAS_Inside.tusd.local	0.89 %	8.91 Mbps	119 Mbps
	BORMAN_Inside.tusd1.org	0.42 %	4.18 Mbps	59 Mbps
	BORTON_Inside.tusd.local	0.42 %	4.22 Mbps	35 Mbps
	CARRILLO_Inside.tusd.local	0.57 %	5.68 Mbps	40 Mbps
	CATALINA_Inside.tusd.local	2.77 %	28 Mbps	144 Mbps
	CAVETT_Inside.tusd.local	0.56 %	5.61 Mbps	35 Mbps
	CHOLLA_Inside.tusd.local	4.68 %	47 Mbps	204 Mbps
	COLLIER_Inside.tusd.local	0.17 %	1.70 Mbps	24 Mbps
	CRAGIN_Inside.tusd.local	0.34 %	3.45 Mbps	25 Mbps
	DAVIDSON_Inside.tusd.local	0.36 %	3.59 Mbps	73 Mbps
	DAVIS_Inside.tusd.local	0.47 %	4.69 Mbps	76 Mbps
	DIETZ_Inside.tusd.local	0.54 %	5.36 Mbps	31 Mbps
	DODGE_Inside.tusd.local	0.77 %	7.68 Mbps	62 Mbps

## TUSD Internet Usage AZMERIT

Date	Site Name	Average Utilization	Average bps	Peak bps
27-Mar-19	DOOLEN_Inside.tusd.local	1.47 %	15 Mbps	101 Mbps
	DRACHMAN_Inside.tusd.lo...	0.86 %	8.56 Mbps	59 Mbps
	DUNHAM_Inside.tusd.local	0.32 %	3.21 Mbps	31 Mbps
	ERICKSON_Inside.tusd.local	0.57 %	5.70 Mbps	89 Mbps
	FICKETT_Inside.tusd.local	2.14 %	21 Mbps	128 Mbps
	FORD_Inside.tusd.local	0.49 %	4.88 Mbps	150 Mbps
	Fruchthendler_Inside.tusd.l...	0.16 %	1.63 Mbps	12 Mbps
	GALE_Inside.tusd.local	0.41 %	4.13 Mbps	43 Mbps
	Gridley_Inside.tusd.local	1.36 %	14 Mbps	87 Mbps
	Grijalva_Inside.tusd.local	0.90 %	8.98 Mbps	70 Mbps
	HENRY_Inside.tusd.local	0.58 %	5.79 Mbps	182 Mbps
	HOLLADAY_Inside.tusd.local	0.75 %	7.48 Mbps	89 Mbps
	HOLLINGER_Inside.tusd.lo...	0.85 %	8.46 Mbps	51 Mbps
	HOWELL_Inside.tusd.local	0.33 %	3.30 Mbps	35 Mbps
	HUDLOW_Inside.tusd.local	0.41 %	4.08 Mbps	51 Mbps
	Hughes_Inside.tusd.local	0.31 %	3.13 Mbps	42 Mbps
	INV-INT-R01.tusd1.org	7.84 %	784 Mbps	3.1 Gbps
	Johnson_Inside.tusd.local	0.34 %	3.41 Mbps	32 Mbps
	KELLOND_Inside.tusd.local	0.70 %	7.02 Mbps	124 Mbps
	Lawrence_Inside.tusd.local	0.76 %	7.58 Mbps	114 Mbps
	LINEWEAVER_Inside.tusd.l...	0.67 %	6.75 Mbps	82 Mbps
	MAGEE_Inside.tusd.local	0.74 %	7.43 Mbps	52 Mbps
	Maldonado_Inside.tusd.local	0.43 %	4.34 Mbps	40 Mbps
	MANSFELD_Inside.tusd.local	2.06 %	21 Mbps	140 Mbps
	MANZO_Inside.tusd.local	0.84 %	8.43 Mbps	117 Mbps
	MARSHALL_Inside.tusd.local	0.23 %	2.30 Mbps	38 Mbps
	Maxwell_Inside.tusd.local	0.99 %	10 Mbps	203 Mbps
	MEREDITH_Inside.tusd.local	1.08 %	11 Mbps	64 Mbps
	MILES_Inside.tusd.local	0.43 %	4.26 Mbps	31 Mbps
	Miller_Inside.tusd.local	0.56 %	5.57 Mbps	55 Mbps
	MissionView_Inside.tusd.local	0.32 %	3.25 Mbps	26 Mbps
	MYERS_Inside.tusd.local	0.72 %	7.22 Mbps	59 Mbps
	NAYLOR_Inside.tusd.local	0.85 %	8.55 Mbps	53 Mbps
	OCHOA_Inside.tusd.local	0.22 %	2.20 Mbps	22 Mbps
	Oyama_Inside.tusd.local	0.67 %	6.67 Mbps	66 Mbps
	PISTOR_Inside.tusd.local	1.22 %	12 Mbps	83 Mbps
	ProjectMore_Inside.tusd.local	0.53 %	5.32 Mbps	39 Mbps
	PUEBLO_Inside.tusd.local	5.39 %	54 Mbps	276 Mbps
	PuebloGardens_Inside.tusd.l ocal	0.60 %	6.04 Mbps	108 Mbps
	Rincon_Inside.tusd.local	4.65 %	47 Mbps	231 Mbps
ROBINS_Inside.tusd1.org	1.73 %	17 Mbps	141 Mbps	
ROBISON_Inside.tusd.local	0.26 %	2.64 Mbps	28 Mbps	
Rose_Inside.tusd.local	1.05 %	11 Mbps	135 Mbps	
ROSKRUGE_Inside.tusd.lo...	1.14 %	11 Mbps	83 Mbps	
SABINO_Inside.tusd.local	1.74 %	17 Mbps	132 Mbps	
Safford_Inside.tusd.local	2.13 %	21 Mbps	220 Mbps	
SANTARITA_Inside.tusd.local	1.68 %	17 Mbps	91 Mbps	
SECRIST_Inside.tusd.local	0.53 %	5.31 Mbps	35 Mbps	
SEWELL_Inside.tusd.local	0.46 %	4.59 Mbps	51 Mbps	

## TUSD Internet Usage AZMERIT

Date	Site Name	Average Utilization	Average bps	Peak bps
27-Mar-19	SOLENG_Inside.tusd.local	0.26 %	2.57 Mbps	23 Mbps
	STARR_Inside.tusd.local	0.36 %	3.65 Mbps	57 Mbps
	STEELE_Inside.tusd.local	0.20 %	2.02 Mbps	22 Mbps
	TOLSON_Inside.tusd.local	0.47 %	4.74 Mbps	42 Mbps
	TRANSEAST_Inside.tusd.lo...	0.09 %	893 Kbps	6.49 Mbps
	Tucson_Inside.tusd.local	7.03 %	70 Mbps	350 Mbps
	TULLY_Inside.tusd.local	0.57 %	5.73 Mbps	73 Mbps
	URQUIDES_Inside.tusd1.org	0.74 %	7.42 Mbps	90 Mbps
	UTTERBACK_Inside.tusd.l...	0.84 %	8.42 Mbps	68 Mbps
	VAIL_Inside.tusd.local	1.31 %	13 Mbps	72 Mbps
	VALENCIA_Inside.tusd.local	1.94 %	19 Mbps	108 Mbps
	VanBuskirk_Inside.tusd.local	0.30 %	3.02 Mbps	26 Mbps
	VESEY_Inside.tusd.local	0.79 %	7.90 Mbps	74 Mbps
	Warren_Inside.tusd.local	0.37 %	3.67 Mbps	44 Mbps
	WHEELER_Inside.tusd.local	0.31 %	3.10 Mbps	23 Mbps
	WHITE_Inside.tusd.local	0.72 %	7.17 Mbps	66 Mbps
	WHITMORE_Inside.tusd.lo...	0.31 %	3.13 Mbps	31 Mbps
	WRIGHT_Inside.tusd.local	0.52 %	5.20 Mbps	53 Mbps
28-Mar-19	BANKS_Inside.tusd.local	0.46 %	4.64 Mbps	77 Mbps
	BLENMAN_Inside.tusd.local	1.27 %	13 Mbps	194 Mbps
	BLOOM_Inside.tusd.local	2.30 %	23 Mbps	236 Mbps
	BONILLAS_Inside.tusd.local	0.70 %	6.96 Mbps	66 Mbps
	BORMAN_Inside.tusd1.org	0.63 %	6.32 Mbps	87 Mbps
	BORTON_Inside.tusd.local	0.94 %	9 Mbps	84 Mbps
	CARRILLO_Inside.tusd.local	0.67 %	6.70 Mbps	38 Mbps
	CATALINA_Inside.tusd.local	3.43 %	34 Mbps	156 Mbps
	CAVETT_Inside.tusd.local	0.76 %	7.59 Mbps	57 Mbps
	CHOLLA_Inside.tusd.local	5.70 %	57 Mbps	256 Mbps
	COLLIER_Inside.tusd.local	0.26 %	2.56 Mbps	23 Mbps
	CRAGIN_Inside.tusd.local	0.89 %	8.86 Mbps	86 Mbps
	DAVIDSON_Inside.tusd.local	0.46 %	4.63 Mbps	30 Mbps
	DAVIS_Inside.tusd.local	0.29 %	2.90 Mbps	28 Mbps
	DIETZ_Inside.tusd.local	0.38 %	3.79 Mbps	30 Mbps
	DODGE_Inside.tusd.local	0.57 %	5.72 Mbps	33 Mbps
	DOOLEN_Inside.tusd.local	1.17 %	12 Mbps	64 Mbps
	DRACHMAN_Inside.tusd.lo...	1.05 %	11 Mbps	84 Mbps
	DUNHAM_Inside.tusd.local	0.21 %	2.10 Mbps	19 Mbps
	ERICKSON_Inside.tusd.local	0.51 %	5.06 Mbps	63 Mbps
	FICKETT_Inside.tusd.local	2.37 %	24 Mbps	176 Mbps
	FORD_Inside.tusd.local	0.58 %	5.84 Mbps	145 Mbps
	Fruchthendler_Inside.tusd.l...	0.46 %	4.56 Mbps	53 Mbps
	GALE_Inside.tusd.local	0.46 %	4.56 Mbps	29 Mbps
	Gridley_Inside.tusd.local	1.43 %	14 Mbps	84 Mbps
	Grijalva_Inside.tusd.local	1.06 %	11 Mbps	62 Mbps
	HENRY_Inside.tusd.local	0.76 %	7.62 Mbps	72 Mbps
	HOLLADAY_Inside.tusd.local	0.41 %	4.13 Mbps	53 Mbps
HOLLINGER_Inside.tusd.lo...	0.84 %	8.35 Mbps	48 Mbps	
HOWELL_Inside.tusd.local	0.41 %	4.08 Mbps	41 Mbps	
HUDLOW_Inside.tusd.local	0.49 %	4.95 Mbps	37 Mbps	
Hughes_Inside.tusd.local	0.36 %	3.59 Mbps	54 Mbps	

## TUSD Internet Usage AZMERIT

Date	Site Name	Average Utilization	Average bps	Peak bps
	INV-INT-R01.tusd1.org	8.98 %	898 Mbps	3.0 Gbps
	Johnson_Inside.tusd.local	0.43 %	4.27 Mbps	32 Mbps
	KELLOND_Inside.tusd.local	0.93 %	9 Mbps	160 Mbps
	Lawrence_Inside.tusd.local	0.70 %	7.01 Mbps	59 Mbps
	LINEWEAVER_Inside.tusd.l...	0.65 %	6.55 Mbps	57 Mbps
	MAGEE_Inside.tusd.local	0.90 %	8.96 Mbps	62 Mbps
	Maldonado_Inside.tusd.local	0.45 %	4.53 Mbps	39 Mbps
	MANSFELD_Inside.tusd.local	1.75 %	17 Mbps	97 Mbps
	MANZO_Inside.tusd.local	0.82 %	8.23 Mbps	69 Mbps
	MARSHALL_Inside.tusd.local	0.58 %	5.77 Mbps	75 Mbps
	Maxwell_Inside.tusd.local	0.82 %	8.19 Mbps	128 Mbps
	MEREDITH_Inside.tusd.local	1.76 %	18 Mbps	123 Mbps
	MILES_Inside.tusd.local	0.36 %	3.57 Mbps	26 Mbps
	Miller_Inside.tusd.local	0.61 %	6.13 Mbps	43 Mbps
	MissionView_Inside.tusd.local	0.34 %	3.42 Mbps	29 Mbps
	MYERS_Inside.tusd.local	0.93 %	9 Mbps	48 Mbps
	NAYLOR_Inside.tusd.local	1.03 %	10 Mbps	52 Mbps
	OCHOA_Inside.tusd.local	0.33 %	3.31 Mbps	22 Mbps
	Oyama_Inside.tusd.local	0.60 %	6.01 Mbps	50 Mbps
	PISTOR_Inside.tusd.local	1.41 %	14 Mbps	76 Mbps
	ProjectMore_Inside.tusd.local	0.66 %	6.64 Mbps	44 Mbps
	PUEBLO_Inside.tusd.local	6.92 %	69 Mbps	301 Mbps
	PuebloGardens_Inside.tusd.l ocal	0.80 %	7.95 Mbps	70 Mbps
<b>28-Mar-19</b>	Rincon_Inside.tusd.local	5.33 %	53 Mbps	225 Mbps
	ROBINS_Inside.tusd1.org	1.27 %	13 Mbps	80 Mbps
	ROBISON_Inside.tusd.local	0.25 %	2.51 Mbps	12 Mbps
	Rose_Inside.tusd.local	1.43 %	14 Mbps	94 Mbps
	ROSKRUGE_Inside.tusd.lo...	1.13 %	11 Mbps	79 Mbps
	SABINO_Inside.tusd.local	2.04 %	20 Mbps	127 Mbps
	Safford_Inside.tusd.local	4.30 %	43 Mbps	442 Mbps
	SANTARITA_Inside.tusd.local	1.54 %	15 Mbps	78 Mbps
	SECRIST_Inside.tusd.local	0.66 %	6.61 Mbps	39 Mbps
	SEWELL_Inside.tusd.local	0.44 %	4.37 Mbps	47 Mbps
	SOLENG_Inside.tusd.local	0.44 %	4.42 Mbps	127 Mbps
	STARR_Inside.tusd.local	0.48 %	4.83 Mbps	80 Mbps
	STEELE_Inside.tusd.local	0.40 %	3.99 Mbps	43 Mbps
	TOLSON_Inside.tusd.local	0.63 %	6.32 Mbps	42 Mbps
	TRANSEAST_Inside.tusd.lo...	0.06 %	645 Kbps	4.09 Mbps
	Tucson_Inside.tusd.local	8.19 %	82 Mbps	351 Mbps
	TULLY_Inside.tusd.local	0.36 %	3.57 Mbps	35 Mbps
	URQUIDES_Inside.tusd1.org	0.80 %	8.03 Mbps	56 Mbps
	UTTERBACK_Inside.tusd.l...	0.88 %	8.81 Mbps	42 Mbps
	VAIL_Inside.tusd.local	1.56 %	16 Mbps	92 Mbps
	VALENCIA_Inside.tusd.local	2.62 %	26 Mbps	96 Mbps
	VanBuskirk_Inside.tusd.local	0.39 %	3.86 Mbps	31 Mbps
	VESEY_Inside.tusd.local	1.01 %	10 Mbps	80 Mbps
	Warren_Inside.tusd.local	0.43 %	4.25 Mbps	41 Mbps
	WHEELER_Inside.tusd.local	0.44 %	4.42 Mbps	35 Mbps
	WHITE_Inside.tusd.local	0.88 %	8.80 Mbps	60 Mbps

## TUSD Internet Usage AZMERIT

Date	Site Name	Average Utilization	Average bps	Peak bps
28-Mar-19	WHITMORE_Inside.tusd.lo...	0.45 %	4.52 Mbps	45 Mbps
	WRIGHT_Inside.tusd.local	0.57 %	5.68 Mbps	57 Mbps
29-Mar-19	BANKS_Inside.tusd.local	0.36 %	3.60 Mbps	55 Mbps
	BLENNAN_Inside.tusd.local	1.11 %	11 Mbps	189 Mbps
	BLOOM_Inside.tusd.local	2.73 %	27 Mbps	230 Mbps
	BONILLAS_Inside.tusd.local	0.50 %	4.99 Mbps	39 Mbps
	BORMAN_Inside.tusd1.org	0.56 %	5.64 Mbps	47 Mbps
	BORTON_Inside.tusd.local	1.53 %	15 Mbps	310 Mbps
	CARRILLO_Inside.tusd.local	0.63 %	6.32 Mbps	133 Mbps
	CATALINA_Inside.tusd.local	3.35 %	33 Mbps	136 Mbps
	CAVETT_Inside.tusd.local	0.65 %	6.49 Mbps	54 Mbps
	CHOLLA_Inside.tusd.local	6.49 %	65 Mbps	257 Mbps
	COLLIER_Inside.tusd.local	0.27 %	2.70 Mbps	27 Mbps
	CRAGIN_Inside.tusd.local	0.77 %	7.68 Mbps	187 Mbps
	DAVIDSON_Inside.tusd.local	0.51 %	5.14 Mbps	39 Mbps
	DAVIS_Inside.tusd.local	0.42 %	4.19 Mbps	47 Mbps
	DIETZ_Inside.tusd.local	0.67 %	6.69 Mbps	66 Mbps
	DODGE_Inside.tusd.local	0.58 %	5.81 Mbps	43 Mbps
	DOOLEN_Inside.tusd.local	1.25 %	12 Mbps	65 Mbps
	DRACHMAN_Inside.tusd.lo...	1.03 %	10 Mbps	67 Mbps
	DUNHAM_Inside.tusd.local	0.25 %	2.51 Mbps	18 Mbps
	ERICKSON_Inside.tusd.local	0.42 %	4.18 Mbps	40 Mbps
	FICKETT_Inside.tusd.local	2.28 %	23 Mbps	170 Mbps
	FORD_Inside.tusd.local	0.48 %	4.77 Mbps	32 Mbps
	Fruchthendler_Inside.tusd.l...	0.46 %	4.65 Mbps	42 Mbps
	GALE_Inside.tusd.local	0.48 %	4.85 Mbps	43 Mbps
	Gridley_Inside.tusd.local	1.55 %	15 Mbps	84 Mbps
	Grijalva_Inside.tusd.local	0.79 %	7.92 Mbps	57 Mbps
	HENRY_Inside.tusd.local	0.49 %	4.89 Mbps	43 Mbps
	HOLLADAY_Inside.tusd.local	0.43 %	4.27 Mbps	120 Mbps
	HOLLINGER_Inside.tusd.lo...	1.45 %	14 Mbps	244 Mbps
	HOWELL_Inside.tusd.local	0.29 %	2.95 Mbps	23 Mbps
	HUDLOW_Inside.tusd.local	0.61 %	6.07 Mbps	68 Mbps
	Hughes_Inside.tusd.local	0.27 %	2.69 Mbps	41 Mbps
INV-INT-R01.tusd1.org	8.88 %	888 Mbps	3.0 Gbps	
Johnson_Inside.tusd.local	0.43 %	4.30 Mbps	33 Mbps	
KELLOND_Inside.tusd.local	0.75 %	7.45 Mbps	57 Mbps	
Lawrence_Inside.tusd.local	0.68 %	6.76 Mbps	43 Mbps	
LINEWEAVER_Inside.tusd.l...	0.57 %	5.72 Mbps	55 Mbps	
MAGEE_Inside.tusd.local	0.91 %	9 Mbps	53 Mbps	
Maldonado_Inside.tusd.local	0.30 %	3.04 Mbps	35 Mbps	
MANSFELD_Inside.tusd.local	1.49 %	15 Mbps	103 Mbps	
MANZO_Inside.tusd.local	0.61 %	6.06 Mbps	40 Mbps	
MARSHALL_Inside.tusd.local	0.58 %	5.82 Mbps	56 Mbps	
Maxwell_Inside.tusd.local	0.80 %	7.99 Mbps	69 Mbps	
MEREDITH_Inside.tusd.local	1.68 %	17 Mbps	68 Mbps	
MILES_Inside.tusd.local	0.34 %	3.41 Mbps	35 Mbps	
Miller_Inside.tusd.local	0.56 %	5.59 Mbps	38 Mbps	
MissionView_Inside.tusd.local	0.28 %	2.84 Mbps	35 Mbps	
MYERS_Inside.tusd.local	0.84 %	8.42 Mbps	46 Mbps	

## TUSD Internet Usage AZMERIT

Date	Site Name	Average Utilization	Average bps	Peak bps
29-Mar-19	NAYLOR_Inside.tusd.local	1.08 %	11 Mbps	62 Mbps
	OCHOA_Inside.tusd.local	0.33 %	3.29 Mbps	20 Mbps
	Oyama_Inside.tusd.local	0.62 %	6.20 Mbps	62 Mbps
	PISTOR_Inside.tusd.local	1.48 %	15 Mbps	72 Mbps
	ProjectMore_Inside.tusd.local	0.82 %	8.16 Mbps	48 Mbps
	PUEBLO_Inside.tusd.local	6.39 %	64 Mbps	293 Mbps
	PuebloGardens_Inside.tusd.local	0.92 %	9 Mbps	149 Mbps
	Rincon_Inside.tusd.local	6.22 %	62 Mbps	258 Mbps
	ROBINS_Inside.tusd1.org	1.11 %	11 Mbps	90 Mbps
	ROBISON_Inside.tusd.local	0.57 %	5.67 Mbps	56 Mbps
	Rose_Inside.tusd.local	1.22 %	12 Mbps	71 Mbps
	ROSKRUGE_Inside.tusd.lo...	1.53 %	15 Mbps	91 Mbps
	SABINO_Inside.tusd.local	2.04 %	20 Mbps	110 Mbps
	Safford_Inside.tusd.local	3.59 %	36 Mbps	443 Mbps
	SANTARITA_Inside.tusd.local	1.71 %	17 Mbps	90 Mbps
	SECRIST_Inside.tusd.local	0.65 %	6.48 Mbps	36 Mbps
	SEWELL_Inside.tusd.local	0.36 %	3.58 Mbps	37 Mbps
	SOLENG_Inside.tusd.local	0.35 %	3.54 Mbps	90 Mbps
	STARR_Inside.tusd.local	0.30 %	2.98 Mbps	21 Mbps
	STEELE_Inside.tusd.local	0.34 %	3.43 Mbps	43 Mbps
	TOLSON_Inside.tusd.local	0.48 %	4.76 Mbps	66 Mbps
	TRANSEAST_Inside.tusd.lo...	0.06 %	626 Kbps	3.19 Mbps
	Tucson_Inside.tusd.local	10.56 %	106 Mbps	477 Mbps
	TULLY_Inside.tusd.local	0.39 %	3.89 Mbps	36 Mbps
	URQUIDES_Inside.tusd1.org	0.83 %	8.31 Mbps	51 Mbps
	UTTERBACK_Inside.tusd.l...	0.90 %	9 Mbps	53 Mbps
	VAIL_Inside.tusd.local	1.93 %	19 Mbps	95 Mbps
	VALENCIA_Inside.tusd.local	2.43 %	24 Mbps	91 Mbps
	VanBuskirk_Inside.tusd.local	0.34 %	3.37 Mbps	31 Mbps
	VESEY_Inside.tusd.local	0.76 %	7.63 Mbps	64 Mbps
	Warren_Inside.tusd.local	0.39 %	3.93 Mbps	43 Mbps
	WHEELER_Inside.tusd.local	0.56 %	5.55 Mbps	147 Mbps
	WHITE_Inside.tusd.local	1.74 %	17 Mbps	183 Mbps
WHITMORE_Inside.tusd.lo...	0.65 %	6.46 Mbps	240 Mbps	
WRIGHT_Inside.tusd.local	0.37 %	3.72 Mbps	26 Mbps	
30-Mar-19	BANKS_Inside.tusd.local	0.05 %	480 Kbps	4.85 Mbps
	BLENMAN_Inside.tusd.local	0.04 %	439 Kbps	7.82 Mbps
	BLOOM_Inside.tusd.local	0.27 %	2.70 Mbps	59 Mbps
	BONILLAS_Inside.tusd.local	0.29 %	2.87 Mbps	74 Mbps
	BORMAN_Inside.tusd1.org	0.07 %	670 Kbps	16 Mbps
	BORTON_Inside.tusd.local	0.11 %	1.08 Mbps	34 Mbps
	CARRILLO_Inside.tusd.local	0.06 %	564 Kbps	17 Mbps
	CATALINA_Inside.tusd.local	0.14 %	1.45 Mbps	10 Mbps
	CAVETT_Inside.tusd.local	0.06 %	642 Kbps	14 Mbps
	CHOLLA_Inside.tusd.local	0.23 %	2.28 Mbps	33 Mbps
	COLLIER_Inside.tusd.local	0.04 %	365 Kbps	2.57 Mbps
	CRAGIN_Inside.tusd.local	0.10 %	970 Kbps	18 Mbps
	DAVIDSON_Inside.tusd.local	0.05 %	451 Kbps	6.43 Mbps
	DAVIS_Inside.tusd.local	0.08 %	783 Kbps	19 Mbps

## TUSD Internet Usage AZMERIT

Date	Site Name	Average Utilization	Average bps	Peak bps
	DIETZ_Inside.tusd.local	0.07 %	737 Kbps	21 Mbps
	DODGE_Inside.tusd.local	0.11 %	1.08 Mbps	13 Mbps
	DOOLEN_Inside.tusd.local	0.06 %	580 Kbps	21 Mbps
	DRACHMAN_Inside.tusd.lo...	0.06 %	575 Kbps	13 Mbps
	DUNHAM_Inside.tusd.local	0.05 %	485 Kbps	6.78 Mbps
	ERICKSON_Inside.tusd.local	0.07 %	743 Kbps	20 Mbps
	FICKETT_Inside.tusd.local	0.16 %	1.55 Mbps	71 Mbps
	FORD_Inside.tusd.local	0.18 %	1.80 Mbps	46 Mbps
	Fruchthendler_Inside.tusd.l...	0.14 %	1.43 Mbps	47 Mbps
	GALE_Inside.tusd.local	0.06 %	565 Kbps	7.72 Mbps
	Gridley_Inside.tusd.local	0.07 %	707 Kbps	18 Mbps
	Grijalva_Inside.tusd.local	0.11 %	1.08 Mbps	33 Mbps
	HENRY_Inside.tusd.local	0.23 %	2.26 Mbps	61 Mbps
	HOLLADAY_Inside.tusd.local	0.07 %	742 Kbps	18 Mbps
	HOLLINGER_Inside.tusd.lo...	0.16 %	1.57 Mbps	29 Mbps
	HOWELL_Inside.tusd.local	0.04 %	355 Kbps	3.14 Mbps
	HUDLOW_Inside.tusd.local	0.04 %	356 Kbps	5.93 Mbps
	Hughes_Inside.tusd.local	0.09 %	911 Kbps	48 Mbps
	INV-INT-R01.tusd1.org	0.48 %	48 Mbps	911 Mbps
	Johnson_Inside.tusd.local	0.06 %	573 Kbps	4.41 Mbps
	KELLOND_Inside.tusd.local	0.12 %	1.25 Mbps	47 Mbps
	Lawrence_Inside.tusd.local	0.09 %	884 Kbps	8.02 Mbps
	LINEWEAVER_Inside.tusd.l...	0.13 %	1.28 Mbps	25 Mbps
	MAGEE_Inside.tusd.local	0.06 %	594 Kbps	10 Mbps
<b>30-Mar-19</b>	Maldonado_Inside.tusd.local	0.04 %	448 Kbps	8.33 Mbps
	MANSFELD_Inside.tusd.local	0.37 %	3.68 Mbps	106 Mbps
	MANZO_Inside.tusd.local	0.19 %	1.85 Mbps	41 Mbps
	MARSHALL_Inside.tusd.local	0.21 %	2.14 Mbps	33 Mbps
	Maxwell_Inside.tusd.local	0.15 %	1.54 Mbps	13 Mbps
	MEREDITH_Inside.tusd.local	0.29 %	2.89 Mbps	24 Mbps
	MILES_Inside.tusd.local	0.06 %	633 Kbps	19 Mbps
	Miller_Inside.tusd.local	0.12 %	1.21 Mbps	28 Mbps
	MissionView_Inside.tusd.local	0.06 %	611 Kbps	5.65 Mbps
	MYERS_Inside.tusd.local	0.37 %	3.75 Mbps	17 Mbps
	NAYLOR_Inside.tusd.local	0.06 %	627 Kbps	6.07 Mbps
	OCHOA_Inside.tusd.local	0.07 %	741 Kbps	19 Mbps
	Oyama_Inside.tusd.local	0.13 %	1.31 Mbps	31 Mbps
	PISTOR_Inside.tusd.local	0.11 %	1.09 Mbps	26 Mbps
	ProjectMore_Inside.tusd.local	0.26 %	2.63 Mbps	18 Mbps
	PUEBLO_Inside.tusd.local	0.31 %	3.06 Mbps	26 Mbps
	PuebloGardens_Inside.tusd.l ocal	0.18 %	1.80 Mbps	72 Mbps
	Rincon_Inside.tusd.local	0.20 %	1.97 Mbps	40 Mbps
	ROBINS_Inside.tusd1.org	0.40 %	3.96 Mbps	56 Mbps
	ROBISON_Inside.tusd.local	0.07 %	652 Kbps	11 Mbps
	Rose_Inside.tusd.local	0.17 %	1.66 Mbps	56 Mbps
	ROSKRUGE_Inside.tusd.lo...	0.10 %	1.05 Mbps	23 Mbps
	SABINO_Inside.tusd.local	0.06 %	624 Kbps	14 Mbps
	Safford_Inside.tusd.local	0.48 %	4.77 Mbps	97 Mbps
	SANTARITA_Inside.tusd.local	0.10 %	1.05 Mbps	8.02 Mbps



## TUSD Internet Usage AZMERIT

Date	Site Name	Average Utilization	Average bps	Peak bps
30-Mar-19	SECRIST_Inside.tusd.local	0.10 %	1.05 Mbps	5.22 Mbps
	SEWELL_Inside.tusd.local	0.05 %	487 Kbps	10 Mbps
	SOLENG_Inside.tusd.local	0.12 %	1.22 Mbps	47 Mbps
	STARR_Inside.tusd.local	0.05 %	476 Kbps	2.45 Mbps
	STEELE_Inside.tusd.local	0.05 %	549 Kbps	16 Mbps
	TOLSON_Inside.tusd.local	0.10 %	1000 Kbps	16 Mbps
	TRANSEAST_Inside.tusd.lo...	0.02 %	220 Kbps	1.57 Mbps
	Tucson_Inside.tusd.local	0.35 %	3.47 Mbps	95 Mbps
	TULLY_Inside.tusd.local	0.17 %	1.73 Mbps	26 Mbps
	URQUIDES_Inside.tusd1.org	0.11 %	1.06 Mbps	19 Mbps
	UTTERBACK_Inside.tusd.l...	0.15 %	1.55 Mbps	18 Mbps
	VAIL_Inside.tusd.local	0.19 %	1.88 Mbps	17 Mbps
	VALENCIA_Inside.tusd.local	0.10 %	1.03 Mbps	27 Mbps
	VanBuskirk_Inside.tusd.local	0.05 %	540 Kbps	8.70 Mbps
	VESEY_Inside.tusd.local	0.19 %	1.94 Mbps	52 Mbps
	Warren_Inside.tusd.local	0.06 %	617 Kbps	19 Mbps
	WHEELER_Inside.tusd.local	0.04 %	416 Kbps	5.97 Mbps
	WHITE_Inside.tusd.local	0.47 %	4.68 Mbps	61 Mbps
WHITMORE_Inside.tusd.lo...	0.05 %	483 Kbps	5.83 Mbps	
WRIGHT_Inside.tusd.local	0.07 %	679 Kbps	21 Mbps	
31-Mar-19	BANKS_Inside.tusd.local	0.03 %	300 Kbps	3.84 Mbps
	BLENNAN_Inside.tusd.local	0.05 %	513 Kbps	19 Mbps
	BLOOM_Inside.tusd.local	0.06 %	554 Kbps	8.80 Mbps
	BONILLAS_Inside.tusd.local	0.31 %	3.08 Mbps	35 Mbps
	BORMAN_Inside.tusd1.org	0.05 %	507 Kbps	7.40 Mbps
	BORTON_Inside.tusd.local	0.08 %	810 Kbps	16 Mbps
	CARRILLO_Inside.tusd.local	0.05 %	483 Kbps	13 Mbps
	CATALINA_Inside.tusd.local	0.10 %	991 Kbps	16 Mbps
	CAVETT_Inside.tusd.local	0.06 %	580 Kbps	12 Mbps
	CHOLLA_Inside.tusd.local	0.11 %	1.13 Mbps	61 Mbps
	COLLIER_Inside.tusd.local	0.03 %	312 Kbps	2.89 Mbps
	CRAGIN_Inside.tusd.local	0.11 %	1.10 Mbps	17 Mbps
	DAVIDSON_Inside.tusd.local	0.05 %	521 Kbps	7.27 Mbps
	DAVIS_Inside.tusd.local	0.05 %	514 Kbps	11 Mbps
	DIETZ_Inside.tusd.local	0.08 %	838 Kbps	20 Mbps
	DODGE_Inside.tusd.local	0.12 %	1.21 Mbps	24 Mbps
	DOOLEN_Inside.tusd.local	0.05 %	480 Kbps	10 Mbps
	DRACHMAN_Inside.tusd.lo...	0.10 %	982 Kbps	30 Mbps
	DUNHAM_Inside.tusd.local	0.09 %	891 Kbps	23 Mbps
	ERICKSON_Inside.tusd.local	0.09 %	938 Kbps	43 Mbps
	FICKETT_Inside.tusd.local	0.14 %	1.44 Mbps	65 Mbps
	FORD_Inside.tusd.local	0.06 %	576 Kbps	19 Mbps
	Fruchthendler_Inside.tusd.l...	0.07 %	674 Kbps	19 Mbps
	GALE_Inside.tusd.local	0.06 %	604 Kbps	15 Mbps
Gridley_Inside.tusd.local	0.07 %	661 Kbps	20 Mbps	
Grijalva_Inside.tusd.local	0.12 %	1.23 Mbps	26 Mbps	
HENRY_Inside.tusd.local	0.12 %	1.18 Mbps	24 Mbps	
HOLLADAY_Inside.tusd.local	0.05 %	544 Kbps	13 Mbps	
HOLLINGER_Inside.tusd.lo...	0.08 %	818 Kbps	25 Mbps	
HOWELL_Inside.tusd.local	0.07 %	699 Kbps	7.26 Mbps	

## TUSD Internet Usage AZMERIT

Date	Site Name	Average Utilization	Average bps	Peak bps
	HUDLOW_Inside.tusd.local	0.03 %	315 Kbps	4.14 Mbps
	Hughes_Inside.tusd.local	0.09 %	919 Kbps	21 Mbps
	INV-INT-R01.tusd1.org	0.41 %	41 Mbps	1.2 Gbps
	Johnson_Inside.tusd.local	0.08 %	778 Kbps	10 Mbps
	KELLOND_Inside.tusd.local	0.10 %	1.05 Mbps	40 Mbps
	Lawrence_Inside.tusd.local	0.06 %	645 Kbps	7.54 Mbps
	LINEWEAVER_Inside.tusd.l...	0.09 %	939 Kbps	27 Mbps
	MAGEE_Inside.tusd.local	0.04 %	401 Kbps	11 Mbps
	Maldonado_Inside.tusd.local	0.04 %	432 Kbps	11 Mbps
	MANSFELD_Inside.tusd.local	0.23 %	2.30 Mbps	60 Mbps
	MANZO_Inside.tusd.local	0.14 %	1.37 Mbps	21 Mbps
	MARSHALL_Inside.tusd.local	0.04 %	354 Kbps	2.93 Mbps
	Maxwell_Inside.tusd.local	0.16 %	1.57 Mbps	19 Mbps
	MEREDITH_Inside.tusd.local	0.27 %	2.68 Mbps	24 Mbps
	MILES_Inside.tusd.local	0.06 %	583 Kbps	18 Mbps
	Miller_Inside.tusd.local	0.15 %	1.47 Mbps	25 Mbps
	MissionView_Inside.tusd.local	0.07 %	729 Kbps	6.77 Mbps
	MYERS_Inside.tusd.local	0.16 %	1.62 Mbps	38 Mbps
	NAYLOR_Inside.tusd.local	0.10 %	962 Kbps	7.72 Mbps
	OCHOA_Inside.tusd.local	0.11 %	1.14 Mbps	17 Mbps
	Oyama_Inside.tusd.local	0.17 %	1.70 Mbps	32 Mbps
	PISTOR_Inside.tusd.local	0.09 %	870 Kbps	36 Mbps
	ProjectMore_Inside.tusd.local	0.04 %	385 Kbps	4.35 Mbps
	PUEBLO_Inside.tusd.local	0.13 %	1.30 Mbps	48 Mbps
31-Mar-19	PuebloGardens_Inside.tusd.l ocal	0.10 %	969 Kbps	26 Mbps
	Rincon_Inside.tusd.local	0.13 %	1.30 Mbps	38 Mbps
	ROBINS_Inside.tusd1.org	0.43 %	4.27 Mbps	44 Mbps
	ROBISON_Inside.tusd.local	0.06 %	615 Kbps	10 Mbps
	Rose_Inside.tusd.local	0.10 %	1.03 Mbps	34 Mbps
	ROSKRUGE_Inside.tusd.lo...	0.11 %	1.09 Mbps	35 Mbps
	SABINO_Inside.tusd.local	0.06 %	649 Kbps	15 Mbps
	Safford_Inside.tusd.local	0.19 %	1.93 Mbps	26 Mbps
	SANTARITA_Inside.tusd.local	0.06 %	593 Kbps	11 Mbps
	SECRIST_Inside.tusd.local	0.09 %	891 Kbps	6.08 Mbps
	SEWELL_Inside.tusd.local	0.04 %	418 Kbps	5.60 Mbps
	SOLENG_Inside.tusd.local	0.05 %	534 Kbps	15 Mbps
	STARR_Inside.tusd.local	0.06 %	577 Kbps	3.98 Mbps
	STEELE_Inside.tusd.local	0.05 %	521 Kbps	25 Mbps
	TOLSON_Inside.tusd.local	0.05 %	532 Kbps	14 Mbps
	TRANSEAST_Inside.tusd.lo...	0.02 %	191 Kbps	472 Kbps
	Tucson_Inside.tusd.local	0.27 %	2.70 Mbps	102 Mbps
	TULLY_Inside.tusd.local	0.10 %	987 Kbps	18 Mbps
	URQUIDES_Inside.tusd1.org	0.14 %	1.41 Mbps	18 Mbps
	UTTERBACK_Inside.tusd.l...	0.10 %	1.04 Mbps	21 Mbps
	VAIL_Inside.tusd.local	0.06 %	551 Kbps	18 Mbps
	VALENCIA_Inside.tusd.local	0.19 %	1.86 Mbps	32 Mbps
	VanBuskirk_Inside.tusd.local	0.06 %	635 Kbps	12 Mbps
	VESEY_Inside.tusd.local	0.18 %	1.77 Mbps	46 Mbps
	Warren_Inside.tusd.local	0.07 %	672 Kbps	19 Mbps

## TUSD Internet Usage AZMERIT

Date	Site Name	Average Utilization	Average bps	Peak bps
31-Mar-19	WHEELER_Inside.tusd.local	0.07 %	711 Kbps	19 Mbps
	WHITE_Inside.tusd.local	0.15 %	1.54 Mbps	37 Mbps
	WHITMORE_Inside.tusd.lo...	0.07 %	654 Kbps	25 Mbps
	WRIGHT_Inside.tusd.local	0.17 %	1.68 Mbps	32 Mbps
01-Apr-19	BANKS_Inside.tusd.local	0.34 %	3.38 Mbps	44 Mbps
	BLENNAN_Inside.tusd.local	0.73 %	7.29 Mbps	145 Mbps
	BLOOM_Inside.tusd.local	1.68 %	17 Mbps	245 Mbps
	BONILLAS_Inside.tusd.local	0.56 %	5.56 Mbps	50 Mbps
	BORMAN_Inside.tusd1.org	0.41 %	4.12 Mbps	45 Mbps
	BORTON_Inside.tusd.local	0.57 %	5.66 Mbps	67 Mbps
	CARRILLO_Inside.tusd.local	0.54 %	5.40 Mbps	68 Mbps
	CATALINA_Inside.tusd.local	3.25 %	32 Mbps	131 Mbps
	CAVETT_Inside.tusd.local	0.59 %	5.88 Mbps	45 Mbps
	CHOLLA_Inside.tusd.local	5.86 %	59 Mbps	222 Mbps
	COLLIER_Inside.tusd.local	0.23 %	2.32 Mbps	26 Mbps
	CRAGIN_Inside.tusd.local	0.41 %	4.12 Mbps	24 Mbps
	DAVIDSON_Inside.tusd.local	0.33 %	3.28 Mbps	29 Mbps
	DAVIS_Inside.tusd.local	0.48 %	4.75 Mbps	36 Mbps
	DIETZ_Inside.tusd.local	1.13 %	11 Mbps	154 Mbps
	DODGE_Inside.tusd.local	0.56 %	5.56 Mbps	28 Mbps
	DOOLEN_Inside.tusd.local	2.97 %	30 Mbps	235 Mbps
	DRACHMAN_Inside.tusd.lo...	0.63 %	6.26 Mbps	38 Mbps
	DUNHAM_Inside.tusd.local	0.36 %	3.60 Mbps	114 Mbps
	ERICKSON_Inside.tusd.local	0.68 %	6.80 Mbps	53 Mbps
	FICKETT_Inside.tusd.local	2.00 %	20 Mbps	153 Mbps
	FORD_Inside.tusd.local	0.33 %	3.29 Mbps	19 Mbps
	Fruchthendler_Inside.tusd.l...	0.22 %	2.18 Mbps	15 Mbps
	GALE_Inside.tusd.local	0.22 %	2.24 Mbps	28 Mbps
	Gridley_Inside.tusd.local	2.04 %	20 Mbps	229 Mbps
	Grijalva_Inside.tusd.local	0.74 %	7.44 Mbps	49 Mbps
	HENRY_Inside.tusd.local	0.41 %	4.08 Mbps	30 Mbps
	HOLLADAY_Inside.tusd.local	0.23 %	2.33 Mbps	29 Mbps
	HOLLINGER_Inside.tusd.lo...	2.75 %	27 Mbps	271 Mbps
	HOWELL_Inside.tusd.local	0.23 %	2.27 Mbps	11 Mbps
	HUDLOW_Inside.tusd.local	0.47 %	4.73 Mbps	65 Mbps
	Hughes_Inside.tusd.local	0.43 %	4.34 Mbps	44 Mbps
	INV-INT-R01.tusd1.org	8.20 %	820 Mbps	2.7 Gbps
	Johnson_Inside.tusd.local	0.31 %	3.10 Mbps	23 Mbps
	KELLOND_Inside.tusd.local	0.91 %	9 Mbps	104 Mbps
	Lawrence_Inside.tusd.local	0.54 %	5.39 Mbps	56 Mbps
LINEWEAVER_Inside.tusd.l...	0.38 %	3.83 Mbps	33 Mbps	
MAGEE_Inside.tusd.local	0.66 %	6.57 Mbps	51 Mbps	
Maldonado_Inside.tusd.local	0.69 %	6.86 Mbps	128 Mbps	
MANSFELD_Inside.tusd.local	1.43 %	14 Mbps	87 Mbps	
MANZO_Inside.tusd.local	0.34 %	3.36 Mbps	26 Mbps	
MARSHALL_Inside.tusd.local	0.18 %	1.84 Mbps	13 Mbps	
Maxwell_Inside.tusd.local	1.06 %	11 Mbps	191 Mbps	
MEREDITH_Inside.tusd.local	1.00 %	10 Mbps	47 Mbps	
MILES_Inside.tusd.local	0.62 %	6.24 Mbps	61 Mbps	
Miller_Inside.tusd.local	0.51 %	5.08 Mbps	49 Mbps	

## TUSD Internet Usage AZMERIT

Date	Site Name	Average Utilization	Average bps	Peak bps
01-Apr-19	MissionView_Inside.tusd.local	0.23 %	2.26 Mbps	14 Mbps
	MYERS_Inside.tusd.local	0.82 %	8.15 Mbps	49 Mbps
	NAYLOR_Inside.tusd.local	0.79 %	7.93 Mbps	44 Mbps
	OCHOA_Inside.tusd.local	0.26 %	2.64 Mbps	29 Mbps
	Oyama_Inside.tusd.local	0.77 %	7.71 Mbps	55 Mbps
	PISTOR_Inside.tusd.local	1.35 %	14 Mbps	77 Mbps
	ProjectMore_Inside.tusd.local	0.60 %	5.98 Mbps	41 Mbps
	PUEBLO_Inside.tusd.local	6.38 %	64 Mbps	320 Mbps
	PuebloGardens_Inside.tusd.local	0.66 %	6.60 Mbps	77 Mbps
	Rincon_Inside.tusd.local	5.76 %	58 Mbps	247 Mbps
	ROBINS_Inside.tusd1.org	0.88 %	8.80 Mbps	83 Mbps
	ROBISON_Inside.tusd.local	0.36 %	3.56 Mbps	37 Mbps
	Rose_Inside.tusd.local	1.23 %	12 Mbps	85 Mbps
	ROSKRUGE_Inside.tusd.lo...	1.52 %	15 Mbps	150 Mbps
	SABINO_Inside.tusd.local	2.16 %	22 Mbps	126 Mbps
	Safford_Inside.tusd.local	3.19 %	32 Mbps	637 Mbps
	SANTARITA_Inside.tusd.local	1.58 %	16 Mbps	88 Mbps
	SECRIST_Inside.tusd.local	0.65 %	6.48 Mbps	43 Mbps
	SEWELL_Inside.tusd.local	0.41 %	4.11 Mbps	76 Mbps
	SOLENG_Inside.tusd.local	0.25 %	2.54 Mbps	21 Mbps
	STARR_Inside.tusd.local	0.36 %	3.55 Mbps	28 Mbps
	STEELE_Inside.tusd.local	0.26 %	2.62 Mbps	22 Mbps
	TOLSON_Inside.tusd.local	0.87 %	8.70 Mbps	143 Mbps
	TRANSEAST_Inside.tusd.lo...	0.09 %	863 Kbps	6.34 Mbps
	Tucson_Inside.tusd.local	8.38 %	84 Mbps	372 Mbps
	TULLY_Inside.tusd.local	0.38 %	3.78 Mbps	45 Mbps
	URQUIDES_Inside.tusd1.org	0.72 %	7.25 Mbps	55 Mbps
	UTTERBACK_Inside.tusd.l...	3.40 %	34 Mbps	614 Mbps
	VAIL_Inside.tusd.local	1.43 %	14 Mbps	83 Mbps
	VALENCIA_Inside.tusd.local	3.59 %	36 Mbps	439 Mbps
	VanBuskirk_Inside.tusd.local	0.36 %	3.60 Mbps	42 Mbps
	VESEY_Inside.tusd.local	0.68 %	6.78 Mbps	62 Mbps
	Warren_Inside.tusd.local	0.38 %	3.77 Mbps	31 Mbps
WHEELER_Inside.tusd.local	0.60 %	5.98 Mbps	272 Mbps	
WHITE_Inside.tusd.local	0.71 %	7.06 Mbps	51 Mbps	
WHITMORE_Inside.tusd.lo...	0.28 %	2.83 Mbps	57 Mbps	
WRIGHT_Inside.tusd.local	0.72 %	7.24 Mbps	159 Mbps	
02-Apr-19	BANKS_Inside.tusd.local	0.56 %	5.56 Mbps	45 Mbps
	BLENMAN_Inside.tusd.local	1.13 %	11 Mbps	184 Mbps
	BLOOM_Inside.tusd.local	1.76 %	18 Mbps	160 Mbps
	BONILLAS_Inside.tusd.local	0.97 %	10 Mbps	60 Mbps
	BORMAN_Inside.tusd1.org	0.72 %	7.17 Mbps	71 Mbps
	BORTON_Inside.tusd.local	1.34 %	13 Mbps	185 Mbps
	CARRILLO_Inside.tusd.local	1.35 %	13 Mbps	131 Mbps
	CATALINA_Inside.tusd.local	2.88 %	29 Mbps	118 Mbps
	CAVETT_Inside.tusd.local	1.14 %	11 Mbps	67 Mbps
	CHOLLA_Inside.tusd.local	5.94 %	59 Mbps	235 Mbps
	COLLIER_Inside.tusd.local	0.30 %	2.95 Mbps	46 Mbps
	CRAGIN_Inside.tusd.local	0.76 %	7.58 Mbps	52 Mbps

## TUSD Internet Usage AZMERIT

Date	Site Name	Average Utilization	Average bps	Peak bps
	DAVIDSON_Inside.tusd.local	0.67 %	6.72 Mbps	46 Mbps
	DAVIS_Inside.tusd.local	0.98 %	10 Mbps	81 Mbps
	DIETZ_Inside.tusd.local	1.04 %	10 Mbps	165 Mbps
	DODGE_Inside.tusd.local	0.50 %	4.97 Mbps	33 Mbps
	DOOLEN_Inside.tusd.local	2.39 %	24 Mbps	298 Mbps
	DRACHMAN_Inside.tusd.lo...	1.36 %	14 Mbps	177 Mbps
	DUNHAM_Inside.tusd.local	0.70 %	6.97 Mbps	93 Mbps
	ERICKSON_Inside.tusd.local	1.28 %	13 Mbps	150 Mbps
	FICKETT_Inside.tusd.local	2.43 %	24 Mbps	162 Mbps
	FORD_Inside.tusd.local	0.69 %	6.90 Mbps	45 Mbps
	Fruchthendler_Inside.tusd.l...	0.74 %	7.41 Mbps	55 Mbps
	GALE_Inside.tusd.local	0.65 %	6.52 Mbps	112 Mbps
	Gridley_Inside.tusd.local	2.37 %	24 Mbps	309 Mbps
	Grijalva_Inside.tusd.local	1.45 %	15 Mbps	96 Mbps
	HENRY_Inside.tusd.local	0.97 %	10 Mbps	116 Mbps
	HOLLADAY_Inside.tusd.local	0.55 %	5.48 Mbps	66 Mbps
	HOLLINGER_Inside.tusd.lo...	2.34 %	23 Mbps	326 Mbps
	HOWELL_Inside.tusd.local	0.50 %	4.99 Mbps	37 Mbps
	HUDLOW_Inside.tusd.local	0.62 %	6.22 Mbps	39 Mbps
	Hughes_Inside.tusd.local	0.90 %	8.96 Mbps	128 Mbps
	INV-INT-R01.tusd1.org	8.19 %	819 Mbps	3.0 Gbps
	Johnson_Inside.tusd.local	0.57 %	5.74 Mbps	40 Mbps
	KELLOND_Inside.tusd.local	1.82 %	18 Mbps	184 Mbps
	Lawrence_Inside.tusd.local	0.99 %	10 Mbps	71 Mbps
02-Apr-19	LINEWEAVER_Inside.tusd.l...	1.29 %	13 Mbps	251 Mbps
	MAGEE_Inside.tusd.local	0.63 %	6.30 Mbps	55 Mbps
	Maldonado_Inside.tusd.local	1.16 %	12 Mbps	203 Mbps
	MANSFELD_Inside.tusd.local	3.40 %	34 Mbps	399 Mbps
	MANZO_Inside.tusd.local	0.77 %	7.73 Mbps	62 Mbps
	MARSHALL_Inside.tusd.local	0.58 %	5.85 Mbps	39 Mbps
	Maxwell_Inside.tusd.local	1.66 %	17 Mbps	226 Mbps
	MEREDITH_Inside.tusd.local	1.05 %	10 Mbps	72 Mbps
	MILES_Inside.tusd.local	0.69 %	6.87 Mbps	72 Mbps
	Miller_Inside.tusd.local	1.18 %	12 Mbps	146 Mbps
	MissionView_Inside.tusd.local	0.62 %	6.23 Mbps	49 Mbps
	MYERS_Inside.tusd.local	1.43 %	14 Mbps	117 Mbps
	NAYLOR_Inside.tusd.local	1.14 %	11 Mbps	100 Mbps
	OCHOA_Inside.tusd.local	0.56 %	5.61 Mbps	58 Mbps
	Oyama_Inside.tusd.local	0.99 %	10 Mbps	74 Mbps
	PISTOR_Inside.tusd.local	1.41 %	14 Mbps	87 Mbps
	ProjectMore_Inside.tusd.local	0.68 %	6.81 Mbps	42 Mbps
	PUEBLO_Inside.tusd.local	6.70 %	67 Mbps	267 Mbps
	PuebloGardens_Inside.tusd.l ocal	1.00 %	10 Mbps	104 Mbps
	Rincon_Inside.tusd.local	4.74 %	47 Mbps	262 Mbps
	ROBINS_Inside.tusd1.org	1.54 %	15 Mbps	162 Mbps
	ROBISON_Inside.tusd.local	0.97 %	10 Mbps	84 Mbps
	Rose_Inside.tusd.local	1.88 %	19 Mbps	132 Mbps
	ROSKRUGE_Inside.tusd.lo...	3.03 %	30 Mbps	198 Mbps
	SABINO_Inside.tusd.local	2.09 %	21 Mbps	147 Mbps

## TUSD Internet Usage AZMERIT

Date	Site Name	Average Utilization	Average bps	Peak bps
02-Apr-19	Safford_Inside.tusd.local	2.81 %	28 Mbps	263 Mbps
	SANTARITA_Inside.tusd.local	1.56 %	16 Mbps	97 Mbps
	SECRIST_Inside.tusd.local	0.87 %	8.74 Mbps	68 Mbps
	SEWELL_Inside.tusd.local	0.61 %	6.10 Mbps	53 Mbps
	SOLENG_Inside.tusd.local	0.68 %	6.80 Mbps	132 Mbps
	STARR_Inside.tusd.local	0.71 %	7.12 Mbps	83 Mbps
	STEELE_Inside.tusd.local	0.75 %	7.45 Mbps	72 Mbps
	TOLSON_Inside.tusd.local	0.83 %	8.29 Mbps	56 Mbps
	TRANSEAST_Inside.tusd.lo...	0.09 %	893 Kbps	5.10 Mbps
	Tucson_Inside.tusd.local	5.18 %	52 Mbps	317 Mbps
	TULLY_Inside.tusd.local	1.07 %	11 Mbps	114 Mbps
	URQUIDES_Inside.tusd1.org	1.76 %	18 Mbps	170 Mbps
	UTTERBACK_Inside.tusd.l...	2.51 %	25 Mbps	253 Mbps
	VAIL_Inside.tusd.local	1.57 %	16 Mbps	79 Mbps
	VALENCIA_Inside.tusd.local	2.96 %	30 Mbps	261 Mbps
	VanBuskirk_Inside.tusd.local	0.74 %	7.42 Mbps	112 Mbps
	VESEY_Inside.tusd.local	1.58 %	16 Mbps	152 Mbps
	Warren_Inside.tusd.local	0.83 %	8.34 Mbps	130 Mbps
	WHEELER_Inside.tusd.local	1.21 %	12 Mbps	198 Mbps
	WHITE_Inside.tusd.local	2.00 %	20 Mbps	299 Mbps
WHITMORE_Inside.tusd.lo...	0.75 %	7.53 Mbps	73 Mbps	
WRIGHT_Inside.tusd.local	0.92 %	9 Mbps	153 Mbps	
03-Apr-19	BANKS_Inside.tusd.local	0.28 %	2.78 Mbps	18 Mbps
	BLENMAN_Inside.tusd.local	0.66 %	6.62 Mbps	98 Mbps
	BLOOM_Inside.tusd.local	0.37 %	3.70 Mbps	45 Mbps
	BONILLAS_Inside.tusd.local	0.71 %	7.14 Mbps	52 Mbps
	BORMAN_Inside.tusd1.org	0.40 %	3.99 Mbps	44 Mbps
	BORTON_Inside.tusd.local	0.57 %	5.67 Mbps	120 Mbps
	CARRILLO_Inside.tusd.local	0.42 %	4.20 Mbps	68 Mbps
	CATALINA_Inside.tusd.local	2.72 %	27 Mbps	144 Mbps
	CAVETT_Inside.tusd.local	0.75 %	7.46 Mbps	57 Mbps
	CHOLLA_Inside.tusd.local	5.17 %	52 Mbps	228 Mbps
	COLLIER_Inside.tusd.local	0.31 %	3.08 Mbps	105 Mbps
	CRAGIN_Inside.tusd.local	0.40 %	4.04 Mbps	29 Mbps
	DAVIDSON_Inside.tusd.local	0.35 %	3.46 Mbps	30 Mbps
	DAVIS_Inside.tusd.local	0.43 %	4.25 Mbps	29 Mbps
	DIETZ_Inside.tusd.local	0.69 %	6.88 Mbps	150 Mbps
	DODGE_Inside.tusd.local	0.53 %	5.34 Mbps	43 Mbps
	DOOLEN_Inside.tusd.local	2.33 %	23 Mbps	320 Mbps
	DRACHMAN_Inside.tusd.lo...	0.64 %	6.41 Mbps	40 Mbps
	DUNHAM_Inside.tusd.local	0.24 %	2.42 Mbps	40 Mbps
	ERICKSON_Inside.tusd.local	0.61 %	6.07 Mbps	51 Mbps
FICKETT_Inside.tusd.local	1.59 %	16 Mbps	145 Mbps	
FORD_Inside.tusd.local	0.57 %	5.67 Mbps	185 Mbps	
Fruchthendler_Inside.tusd.l...	0.17 %	1.65 Mbps	20 Mbps	
GALE_Inside.tusd.local	0.26 %	2.64 Mbps	25 Mbps	
Gridley_Inside.tusd.local	1.38 %	14 Mbps	76 Mbps	
Grijalva_Inside.tusd.local	1.51 %	15 Mbps	42 Mbps	
HENRY_Inside.tusd.local	0.46 %	4.63 Mbps	101 Mbps	
HOLLADAY_Inside.tusd.local	0.23 %	2.30 Mbps	15 Mbps	

## TUSD Internet Usage AZMERIT

Date	Site Name	Average Utilization	Average bps	Peak bps
03-Apr-19	HOLLINGER_Inside.tusd.lo...	1.16 %	12 Mbps	162 Mbps
	HOWELL_Inside.tusd.local	0.80 %	7.97 Mbps	184 Mbps
	HUDLOW_Inside.tusd.local	0.50 %	5.04 Mbps	67 Mbps
	Hughes_Inside.tusd.local	0.25 %	2.51 Mbps	96 Mbps
	INV-INT-R01.tusd1.org	7.89 %	789 Mbps	3.3 Gbps
	Johnson_Inside.tusd.local	0.55 %	5.52 Mbps	56 Mbps
	KELLOND_Inside.tusd.local	1.04 %	10 Mbps	197 Mbps
	Lawrence_Inside.tusd.local	0.55 %	5.47 Mbps	36 Mbps
	LINEWEAVER_Inside.tusd.l...	0.61 %	6.12 Mbps	99 Mbps
	MAGEE_Inside.tusd.local	0.64 %	6.40 Mbps	41 Mbps
	Maldonado_Inside.tusd.local	0.58 %	5.84 Mbps	85 Mbps
	MANSFELD_Inside.tusd.local	2.08 %	21 Mbps	120 Mbps
	MANZO_Inside.tusd.local	0.71 %	7.14 Mbps	137 Mbps
	MARSHALL_Inside.tusd.local	0.25 %	2.55 Mbps	14 Mbps
	Maxwell_Inside.tusd.local	1.15 %	12 Mbps	309 Mbps
	MEREDITH_Inside.tusd.local	0.84 %	8.42 Mbps	48 Mbps
	MILES_Inside.tusd.local	0.58 %	5.85 Mbps	226 Mbps
	Miller_Inside.tusd.local	0.85 %	8.47 Mbps	82 Mbps
	MissionView_Inside.tusd.local	0.24 %	2.37 Mbps	24 Mbps
	MYERS_Inside.tusd.local	0.76 %	7.60 Mbps	49 Mbps
	NAYLOR_Inside.tusd.local	0.79 %	7.94 Mbps	56 Mbps
	OCHOA_Inside.tusd.local	0.25 %	2.45 Mbps	20 Mbps
	Oyama_Inside.tusd.local	0.63 %	6.29 Mbps	78 Mbps
	PISTOR_Inside.tusd.local	1.05 %	11 Mbps	71 Mbps
	ProjectMore_Inside.tusd.local	0.51 %	5.14 Mbps	42 Mbps
	PUEBLO_Inside.tusd.local	5.68 %	57 Mbps	293 Mbps
	PuebloGardens_Inside.tusd.l ocal	0.51 %	5.05 Mbps	43 Mbps
	Rincon_Inside.tusd.local	5.27 %	53 Mbps	244 Mbps
	ROBINS_Inside.tusd1.org	2.17 %	22 Mbps	344 Mbps
	ROBISON_Inside.tusd.local	0.39 %	3.89 Mbps	31 Mbps
	Rose_Inside.tusd.local	1.43 %	14 Mbps	279 Mbps
	ROSKRUGE_Inside.tusd.lo...	1.02 %	10 Mbps	85 Mbps
	SABINO_Inside.tusd.local	2.25 %	22 Mbps	162 Mbps
	Safford_Inside.tusd.local	1.31 %	13 Mbps	146 Mbps
	SANTARITA_Inside.tusd.local	1.74 %	17 Mbps	100 Mbps
	SECRIST_Inside.tusd.local	0.76 %	7.60 Mbps	52 Mbps
	SEWELL_Inside.tusd.local	0.41 %	4.14 Mbps	52 Mbps
	SOLENG_Inside.tusd.local	0.22 %	2.16 Mbps	26 Mbps
	STARR_Inside.tusd.local	0.40 %	4.01 Mbps	35 Mbps
	STEELE_Inside.tusd.local	0.26 %	2.57 Mbps	61 Mbps
	TOLSON_Inside.tusd.local	0.80 %	8.03 Mbps	100 Mbps
TRANSEAST_Inside.tusd.lo...	0.08 %	809 Kbps	5.85 Mbps	
Tucson_Inside.tusd.local	8.22 %	82 Mbps	365 Mbps	
TULLY_Inside.tusd.local	0.94 %	9 Mbps	73 Mbps	
URQUIDES_Inside.tusd1.org	0.49 %	4.93 Mbps	33 Mbps	
UTTERBACK_Inside.tusd.l...	3.72 %	37 Mbps	619 Mbps	
VAIL_Inside.tusd.local	1.35 %	13 Mbps	91 Mbps	
VALENCIA_Inside.tusd.local	1.63 %	16 Mbps	124 Mbps	
VanBuskirk_Inside.tusd.local	0.27 %	2.66 Mbps	15 Mbps	

## TUSD Internet Usage AZMERIT

Date	Site Name	Average Utilization	Average bps	Peak bps
03-Apr-19	VESEY_Inside.tusd.local	0.86 %	8.64 Mbps	97 Mbps
	Warren_Inside.tusd.local	0.31 %	3.12 Mbps	31 Mbps
	WHEELER_Inside.tusd.local	0.50 %	4.96 Mbps	145 Mbps
	WHITE_Inside.tusd.local	1.14 %	11 Mbps	310 Mbps
	WHITMORE_Inside.tusd.lo...	0.20 %	2.01 Mbps	21 Mbps
	WRIGHT_Inside.tusd.local	0.55 %	5.52 Mbps	80 Mbps
04-Apr-19	BANKS_Inside.tusd.local	0.30 %	3.04 Mbps	23 Mbps
	BLENNAN_Inside.tusd.local	0.47 %	4.68 Mbps	38 Mbps
	BLOOM_Inside.tusd.local	0.87 %	8.69 Mbps	135 Mbps
	BONILLAS_Inside.tusd.local	0.60 %	5.96 Mbps	87 Mbps
	BORMAN_Inside.tusd1.org	0.35 %	3.53 Mbps	30 Mbps
	BORTON_Inside.tusd.local	0.55 %	5.50 Mbps	29 Mbps
	CARRILLO_Inside.tusd.local	0.62 %	6.22 Mbps	47 Mbps
	CATALINA_Inside.tusd.local	3.21 %	32 Mbps	176 Mbps
	CAVETT_Inside.tusd.local	0.61 %	6.12 Mbps	49 Mbps
	CHOLLA_Inside.tusd.local	5.38 %	54 Mbps	258 Mbps
	COLLIER_Inside.tusd.local	0.23 %	2.28 Mbps	54 Mbps
	CRAGIN_Inside.tusd.local	0.84 %	8.43 Mbps	359 Mbps
	DAVIDSON_Inside.tusd.local	0.44 %	4.41 Mbps	37 Mbps
	DAVIS_Inside.tusd.local	0.43 %	4.31 Mbps	26 Mbps
	DIETZ_Inside.tusd.local	0.63 %	6.29 Mbps	71 Mbps
	DODGE_Inside.tusd.local	0.48 %	4.84 Mbps	29 Mbps
	DOOLEN_Inside.tusd.local	2.63 %	26 Mbps	330 Mbps
	DRACHMAN_Inside.tusd.lo...	1.38 %	14 Mbps	207 Mbps
	DUNHAM_Inside.tusd.local	0.13 %	1.25 Mbps	11 Mbps
	ERICKSON_Inside.tusd.local	0.47 %	4.72 Mbps	46 Mbps
	FICKETT_Inside.tusd.local	1.85 %	18 Mbps	143 Mbps
	FORD_Inside.tusd.local	0.37 %	3.71 Mbps	43 Mbps
	Fruchthendler_Inside.tusd.l...	0.21 %	2.06 Mbps	16 Mbps
	GALE_Inside.tusd.local	0.34 %	3.42 Mbps	98 Mbps
	Gridley_Inside.tusd.local	1.90 %	19 Mbps	181 Mbps
	Grijalva_Inside.tusd.local	0.80 %	7.98 Mbps	53 Mbps
	HENRY_Inside.tusd.local	0.41 %	4.11 Mbps	45 Mbps
	HOLLADAY_Inside.tusd.local	0.33 %	3.32 Mbps	30 Mbps
	HOLLINGER_Inside.tusd.lo...	1.64 %	16 Mbps	301 Mbps
	HOWELL_Inside.tusd.local	0.24 %	2.40 Mbps	16 Mbps
	HUDLOW_Inside.tusd.local	0.34 %	3.45 Mbps	25 Mbps
	Hughes_Inside.tusd.local	0.24 %	2.37 Mbps	24 Mbps
	INV-INT-R01.tusd1.org	8.73 %	873 Mbps	2.9 Gbps
	Johnson_Inside.tusd.local	0.35 %	3.45 Mbps	47 Mbps
	KELLOND_Inside.tusd.local	1.14 %	11 Mbps	177 Mbps
	Lawrence_Inside.tusd.local	0.69 %	6.92 Mbps	42 Mbps
LINEWEAVER_Inside.tusd.l...	0.69 %	6.91 Mbps	85 Mbps	
MAGEE_Inside.tusd.local	0.60 %	6.02 Mbps	30 Mbps	
Maldonado_Inside.tusd.local	0.62 %	6.24 Mbps	181 Mbps	
MANSFELD_Inside.tusd.local	1.75 %	17 Mbps	88 Mbps	
MANZO_Inside.tusd.local	0.62 %	6.15 Mbps	58 Mbps	
MARSHALL_Inside.tusd.local	0.22 %	2.18 Mbps	34 Mbps	
Maxwell_Inside.tusd.local	1.77 %	18 Mbps	359 Mbps	
MEREDITH_Inside.tusd.local	1.14 %	11 Mbps	84 Mbps	



## TUSD Internet Usage AZMERIT

Date	Site Name	Average Utilization	Average bps	Peak bps
04-Apr-19	MILES_Inside.tusd.local	0.47 %	4.71 Mbps	37 Mbps
	Miller_Inside.tusd.local	0.66 %	6.65 Mbps	34 Mbps
	MissionView_Inside.tusd.local	0.33 %	3.27 Mbps	29 Mbps
	MYERS_Inside.tusd.local	0.71 %	7.13 Mbps	28 Mbps
	NAYLOR_Inside.tusd.local	0.96 %	10 Mbps	53 Mbps
	OCHOA_Inside.tusd.local	0.30 %	3.01 Mbps	37 Mbps
	Oyama_Inside.tusd.local	0.68 %	6.82 Mbps	72 Mbps
	PISTOR_Inside.tusd.local	1.49 %	15 Mbps	74 Mbps
	ProjectMore_Inside.tusd.local	0.53 %	5.29 Mbps	40 Mbps
	PUEBLO_Inside.tusd.local	6.25 %	63 Mbps	254 Mbps
	PuebloGardens_Inside.tusd.local	0.58 %	5.81 Mbps	63 Mbps
	Rincon_Inside.tusd.local	6.71 %	67 Mbps	306 Mbps
	ROBINS_Inside.tusd1.org	1.67 %	17 Mbps	232 Mbps
	ROBISON_Inside.tusd.local	0.38 %	3.78 Mbps	26 Mbps
	Rose_Inside.tusd.local	1.06 %	11 Mbps	100 Mbps
	ROSKRUGE_Inside.tusd.lo...	1.69 %	17 Mbps	177 Mbps
	SABINO_Inside.tusd.local	2.20 %	22 Mbps	125 Mbps
	Safford_Inside.tusd.local	2.19 %	22 Mbps	314 Mbps
	SANTARITA_Inside.tusd.local	1.80 %	18 Mbps	94 Mbps
	SECRIST_Inside.tusd.local	0.81 %	8.07 Mbps	47 Mbps
	SEWELL_Inside.tusd.local	0.46 %	4.55 Mbps	36 Mbps
	SOLENG_Inside.tusd.local	0.17 %	1.75 Mbps	21 Mbps
	STARR_Inside.tusd.local	0.44 %	4.43 Mbps	35 Mbps
	STEELE_Inside.tusd.local	0.39 %	3.86 Mbps	50 Mbps
	TOLSON_Inside.tusd.local	1.18 %	12 Mbps	117 Mbps
	TRANSEAST_Inside.tusd.lo...	0.06 %	602 Kbps	4.03 Mbps
	Tucson_Inside.tusd.local	7.52 %	75 Mbps	308 Mbps
	TULLY_Inside.tusd.local	1.01 %	10 Mbps	41 Mbps
	URQUIDES_Inside.tusd1.org	0.99 %	10 Mbps	208 Mbps
	UTTERBACK_Inside.tusd.l...	1.17 %	12 Mbps	50 Mbps
	VAIL_Inside.tusd.local	1.57 %	16 Mbps	80 Mbps
	VALENCIA_Inside.tusd.local	1.97 %	20 Mbps	194 Mbps
	VanBuskirk_Inside.tusd.local	0.54 %	5.42 Mbps	181 Mbps
VESEY_Inside.tusd.local	0.79 %	7.90 Mbps	83 Mbps	
Warren_Inside.tusd.local	0.46 %	4.64 Mbps	54 Mbps	
WHEELER_Inside.tusd.local	0.33 %	3.32 Mbps	27 Mbps	
WHITE_Inside.tusd.local	1.12 %	11 Mbps	73 Mbps	
WHITMORE_Inside.tusd.lo...	0.39 %	3.92 Mbps	74 Mbps	
WRIGHT_Inside.tusd.local	0.44 %	4.42 Mbps	71 Mbps	
05-Apr-19	BANKS_Inside.tusd.local	0.25 %	2.52 Mbps	22 Mbps
	BLENMAN_Inside.tusd.local	0.36 %	3.57 Mbps	26 Mbps
	BLOOM_Inside.tusd.local	0.58 %	5.78 Mbps	184 Mbps
	BONILLAS_Inside.tusd.local	0.59 %	5.94 Mbps	45 Mbps
	BORMAN_Inside.tusd1.org	0.47 %	4.74 Mbps	51 Mbps
	BORTON_Inside.tusd.local	0.57 %	5.70 Mbps	35 Mbps
	CARRILLO_Inside.tusd.local	0.61 %	6.13 Mbps	123 Mbps
	CATALINA_Inside.tusd.local	3.38 %	34 Mbps	157 Mbps
	CAVETT_Inside.tusd.local	0.54 %	5.39 Mbps	46 Mbps
	CHOLLA_Inside.tusd.local	6.04 %	60 Mbps	251 Mbps

## TUSD Internet Usage AZMERIT

Date	Site Name	Average Utilization	Average bps	Peak bps
	COLLIER_Inside.tusd.local	0.26 %	2.61 Mbps	58 Mbps
	CRAGIN_Inside.tusd.local	0.36 %	3.63 Mbps	25 Mbps
	DAVIDSON_Inside.tusd.local	0.32 %	3.20 Mbps	22 Mbps
	DAVIS_Inside.tusd.local	0.57 %	5.68 Mbps	43 Mbps
	DIETZ_Inside.tusd.local	0.90 %	9 Mbps	145 Mbps
	DODGE_Inside.tusd.local	0.45 %	4.55 Mbps	30 Mbps
	DOOLEN_Inside.tusd.local	1.83 %	18 Mbps	180 Mbps
	DRACHMAN_Inside.tusd.lo...	0.92 %	9 Mbps	77 Mbps
	DUNHAM_Inside.tusd.local	0.37 %	3.67 Mbps	63 Mbps
	ERICKSON_Inside.tusd.local	0.39 %	3.86 Mbps	33 Mbps
	FICKETT_Inside.tusd.local	2.32 %	23 Mbps	124 Mbps
	FORD_Inside.tusd.local	0.55 %	5.53 Mbps	51 Mbps
	Fruchthendler_Inside.tusd.l...	0.30 %	3.01 Mbps	24 Mbps
	GALE_Inside.tusd.local	0.40 %	3.96 Mbps	90 Mbps
	Gridley_Inside.tusd.local	1.85 %	18 Mbps	118 Mbps
	Grijalva_Inside.tusd.local	0.77 %	7.67 Mbps	46 Mbps
	HENRY_Inside.tusd.local	0.33 %	3.29 Mbps	35 Mbps
	HOLLADAY_Inside.tusd.local	0.78 %	7.83 Mbps	75 Mbps
	HOLLINGER_Inside.tusd.lo...	1.32 %	13 Mbps	215 Mbps
	HOWELL_Inside.tusd.local	0.26 %	2.56 Mbps	22 Mbps
	HUDLOW_Inside.tusd.local	0.42 %	4.19 Mbps	50 Mbps
	Hughes_Inside.tusd.local	0.34 %	3.44 Mbps	26 Mbps
	INV-INT-R01.tusd1.org	8.89 %	889 Mbps	3.2 Gbps
	Johnson_Inside.tusd.local	0.41 %	4.05 Mbps	31 Mbps
05-Apr-19	KELLOND_Inside.tusd.local	0.82 %	8.17 Mbps	42 Mbps
	Lawrence_Inside.tusd.local	0.69 %	6.90 Mbps	52 Mbps
	LINEWEAVER_Inside.tusd.l...	0.51 %	5.14 Mbps	35 Mbps
	MAGEE_Inside.tusd.local	0.92 %	9 Mbps	72 Mbps
	Maldonado_Inside.tusd.local	0.45 %	4.50 Mbps	85 Mbps
	MANSFELD_Inside.tusd.local	1.77 %	18 Mbps	110 Mbps
	MANZO_Inside.tusd.local	0.63 %	6.26 Mbps	51 Mbps
	MARSHALL_Inside.tusd.local	0.19 %	1.93 Mbps	30 Mbps
	Maxwell_Inside.tusd.local	0.80 %	8.01 Mbps	254 Mbps
	MEREDITH_Inside.tusd.local	0.82 %	8.21 Mbps	39 Mbps
	MILES_Inside.tusd.local	0.62 %	6.25 Mbps	62 Mbps
	Miller_Inside.tusd.local	0.59 %	5.86 Mbps	35 Mbps
	MissionView_Inside.tusd.local	0.36 %	3.61 Mbps	102 Mbps
	MYERS_Inside.tusd.local	0.59 %	5.88 Mbps	29 Mbps
	NAYLOR_Inside.tusd.local	0.84 %	8.37 Mbps	48 Mbps
	OCHOA_Inside.tusd.local	0.26 %	2.61 Mbps	23 Mbps
	Oyama_Inside.tusd.local	0.57 %	5.67 Mbps	52 Mbps
	PISTOR_Inside.tusd.local	1.42 %	14 Mbps	66 Mbps
	ProjectMore_Inside.tusd.local	0.61 %	6.07 Mbps	41 Mbps
	PUEBLO_Inside.tusd.local	5.61 %	56 Mbps	215 Mbps
	PuebloGardens_Inside.tusd.l ocal	0.89 %	8.89 Mbps	73 Mbps
	Rincon_Inside.tusd.local	5.92 %	59 Mbps	253 Mbps
	ROBINS_Inside.tusd1.org	0.99 %	10 Mbps	119 Mbps
	ROBISON_Inside.tusd.local	0.38 %	3.83 Mbps	25 Mbps
	Rose_Inside.tusd.local	0.95 %	9 Mbps	58 Mbps

## TUSD Internet Usage AZMERIT

Date	Site Name	Average Utilization	Average bps	Peak bps
05-Apr-19	ROSKRUGE_Inside.tusd.lo...	1.91 %	19 Mbps	207 Mbps
	SABINO_Inside.tusd.local	1.83 %	18 Mbps	114 Mbps
	Safford_Inside.tusd.local	1.40 %	14 Mbps	66 Mbps
	SANTARITA_Inside.tusd.local	1.70 %	17 Mbps	84 Mbps
	SECRIST_Inside.tusd.local	0.68 %	6.83 Mbps	38 Mbps
	SEWELL_Inside.tusd.local	0.42 %	4.17 Mbps	47 Mbps
	SOLENG_Inside.tusd.local	0.23 %	2.34 Mbps	19 Mbps
	STARR_Inside.tusd.local	0.24 %	2.43 Mbps	31 Mbps
	STEELE_Inside.tusd.local	0.35 %	3.46 Mbps	28 Mbps
	TOLSON_Inside.tusd.local	0.47 %	4.74 Mbps	33 Mbps
	TRANSEAST_Inside.tusd.lo...	0.05 %	537 Kbps	2.10 Mbps
	Tucson_Inside.tusd.local	9.52 %	95 Mbps	530 Mbps
	TULLY_Inside.tusd.local	0.41 %	4.10 Mbps	36 Mbps
	URQUIDES_Inside.tusd1.org	0.73 %	7.31 Mbps	79 Mbps
	UTTERBACK_Inside.tusd.l...	1.61 %	16 Mbps	340 Mbps
	VAIL_Inside.tusd.local	1.83 %	18 Mbps	88 Mbps
	VALENCIA_Inside.tusd.local	1.58 %	16 Mbps	74 Mbps
	VanBuskirk_Inside.tusd.local	0.29 %	2.89 Mbps	21 Mbps
	VESEY_Inside.tusd.local	0.56 %	5.60 Mbps	47 Mbps
	Warren_Inside.tusd.local	0.74 %	7.38 Mbps	177 Mbps
WHEELER_Inside.tusd.local	0.55 %	5.52 Mbps	143 Mbps	
WHITE_Inside.tusd.local	1.22 %	12 Mbps	95 Mbps	
WHITMORE_Inside.tusd.lo...	0.37 %	3.66 Mbps	124 Mbps	
WRIGHT_Inside.tusd.local	0.52 %	5.22 Mbps	72 Mbps	
06-Apr-19	BANKS_Inside.tusd.local	0.12 %	1.24 Mbps	77 Mbps
	BLENMAN_Inside.tusd.local	0.05 %	486 Kbps	16 Mbps
	BLOOM_Inside.tusd.local	0.10 %	994 Kbps	30 Mbps
	BONILLAS_Inside.tusd.local	0.40 %	4.02 Mbps	105 Mbps
	BORMAN_Inside.tusd1.org	0.05 %	527 Kbps	9 Mbps
	BORTON_Inside.tusd.local	0.06 %	599 Kbps	17 Mbps
	CARRILLO_Inside.tusd.local	0.05 %	521 Kbps	12 Mbps
	CATALINA_Inside.tusd.local	0.10 %	986 Kbps	16 Mbps
	CAVETT_Inside.tusd.local	0.05 %	459 Kbps	11 Mbps
	CHOLLA_Inside.tusd.local	0.14 %	1.43 Mbps	81 Mbps
	COLLIER_Inside.tusd.local	0.03 %	303 Kbps	2.03 Mbps
	CRAGIN_Inside.tusd.local	0.04 %	380 Kbps	8.25 Mbps
	DAVIDSON_Inside.tusd.local	0.05 %	455 Kbps	5.20 Mbps
	DAVIS_Inside.tusd.local	0.08 %	768 Kbps	17 Mbps
	DIETZ_Inside.tusd.local	0.06 %	555 Kbps	16 Mbps
	DODGE_Inside.tusd.local	0.12 %	1.16 Mbps	28 Mbps
	DOOLEN_Inside.tusd.local	0.05 %	517 Kbps	13 Mbps
	DRACHMAN_Inside.tusd.lo...	0.08 %	835 Kbps	36 Mbps
	DUNHAM_Inside.tusd.local	0.09 %	934 Kbps	8.92 Mbps
	ERICKSON_Inside.tusd.local	0.04 %	420 Kbps	8.35 Mbps
FICKETT_Inside.tusd.local	0.21 %	2.11 Mbps	76 Mbps	
FORD_Inside.tusd.local	0.27 %	2.70 Mbps	43 Mbps	
Fruchthendler_Inside.tusd.l...	0.13 %	1.30 Mbps	30 Mbps	
GALE_Inside.tusd.local	0.05 %	457 Kbps	14 Mbps	
Gridley_Inside.tusd.local	0.10 %	965 Kbps	28 Mbps	
Grijalva_Inside.tusd.local	0.21 %	2.06 Mbps	27 Mbps	

## TUSD Internet Usage AZMERIT

Date	Site Name	Average Utilization	Average bps	Peak bps
06-Apr-19	HENRY_Inside.tusd.local	0.11 %	1.10 Mbps	20 Mbps
	HOLLADAY_Inside.tusd.local	0.32 %	3.16 Mbps	54 Mbps
	HOLLINGER_Inside.tusd.lo...	0.08 %	839 Kbps	29 Mbps
	HOWELL_Inside.tusd.local	0.06 %	596 Kbps	14 Mbps
	HUDLOW_Inside.tusd.local	0.04 %	396 Kbps	3.57 Mbps
	Hughes_Inside.tusd.local	0.05 %	505 Kbps	12 Mbps
	INV-INT-R01.tusd1.org	0.60 %	60 Mbps	1.7 Gbps
	Johnson_Inside.tusd.local	0.03 %	324 Kbps	2.84 Mbps
	KELLOND_Inside.tusd.local	0.10 %	990 Kbps	14 Mbps
	Lawrence_Inside.tusd.local	0.05 %	490 Kbps	9 Mbps
	LINEWEAVER_Inside.tusd.l...	0.11 %	1.10 Mbps	22 Mbps
	MAGEE_Inside.tusd.local	0.04 %	435 Kbps	13 Mbps
	Maldonado_Inside.tusd.local	0.03 %	346 Kbps	5.40 Mbps
	MANSFELD_Inside.tusd.local	0.23 %	2.34 Mbps	46 Mbps
	MANZO_Inside.tusd.local	0.16 %	1.61 Mbps	24 Mbps
	MARSHALL_Inside.tusd.local	0.04 %	353 Kbps	2.47 Mbps
	Maxwell_Inside.tusd.local	0.13 %	1.28 Mbps	58 Mbps
	MEREDITH_Inside.tusd.local	0.13 %	1.31 Mbps	26 Mbps
	MILES_Inside.tusd.local	0.25 %	2.50 Mbps	68 Mbps
	Miller_Inside.tusd.local	0.13 %	1.34 Mbps	43 Mbps
	MissionView_Inside.tusd.local	0.04 %	430 Kbps	5.80 Mbps
	MYERS_Inside.tusd.local	0.52 %	5.17 Mbps	35 Mbps
	NAYLOR_Inside.tusd.local	0.08 %	841 Kbps	10 Mbps
	OCHOA_Inside.tusd.local	0.07 %	741 Kbps	15 Mbps
	Oyama_Inside.tusd.local	0.17 %	1.72 Mbps	47 Mbps
	PISTOR_Inside.tusd.local	0.07 %	710 Kbps	42 Mbps
	ProjectMore_Inside.tusd.local	0.16 %	1.59 Mbps	16 Mbps
	PUEBLO_Inside.tusd.local	0.22 %	2.23 Mbps	69 Mbps
	PuebloGardens_Inside.tusd.l ocal	0.17 %	1.68 Mbps	21 Mbps
	Rincon_Inside.tusd.local	0.14 %	1.44 Mbps	37 Mbps
	ROBINS_Inside.tusd1.org	0.16 %	1.55 Mbps	47 Mbps
	ROBISON_Inside.tusd.local	0.05 %	478 Kbps	8.79 Mbps
	Rose_Inside.tusd.local	0.15 %	1.51 Mbps	42 Mbps
	ROSKRUGE_Inside.tusd.lo...	0.20 %	2.05 Mbps	50 Mbps
	SABINO_Inside.tusd.local	0.05 %	503 Kbps	16 Mbps
	Safford_Inside.tusd.local	0.20 %	2.03 Mbps	57 Mbps
	SANTARITA_Inside.tusd.local	0.05 %	483 Kbps	11 Mbps
	SECRIST_Inside.tusd.local	0.13 %	1.31 Mbps	17 Mbps
	SEWELL_Inside.tusd.local	0.05 %	476 Kbps	4.29 Mbps
	SOLENG_Inside.tusd.local	0.06 %	604 Kbps	14 Mbps
STARR_Inside.tusd.local	0.05 %	543 Kbps	15 Mbps	
STEELE_Inside.tusd.local	0.04 %	416 Kbps	13 Mbps	
TOLSON_Inside.tusd.local	0.17 %	1.70 Mbps	19 Mbps	
TRANSEAST_Inside.tusd.lo...	0.02 %	205 Kbps	1.18 Mbps	
Tucson_Inside.tusd.local	0.41 %	4.14 Mbps	143 Mbps	
TULLY_Inside.tusd.local	0.14 %	1.42 Mbps	41 Mbps	
URQUIDES_Inside.tusd1.org	0.22 %	2.15 Mbps	24 Mbps	
UTTERBACK_Inside.tusd.l...	0.47 %	4.68 Mbps	113 Mbps	
VAIL_Inside.tusd.local	0.05 %	519 Kbps	16 Mbps	

## TUSD Internet Usage AZMERIT

Date	Site Name	Average Utilization	Average bps	Peak bps
06-Apr-19	VALENCIA_Inside.tusd.local	0.10 %	1.03 Mbps	41 Mbps
	VanBuskirk_Inside.tusd.local	0.08 %	757 Kbps	14 Mbps
	VESEY_Inside.tusd.local	0.10 %	1.03 Mbps	40 Mbps
	Warren_Inside.tusd.local	0.27 %	2.75 Mbps	77 Mbps
	WHEELER_Inside.tusd.local	0.06 %	591 Kbps	11 Mbps
	WHITE_Inside.tusd.local	0.40 %	4.04 Mbps	41 Mbps
	WHITMORE_Inside.tusd.lo...	0.05 %	502 Kbps	24 Mbps
	WRIGHT_Inside.tusd.local	0.13 %	1.34 Mbps	36 Mbps
07-Apr-19	BANKS_Inside.tusd.local	0.02 %	226 Kbps	1.16 Mbps
	BLENMAN_Inside.tusd.local	0.06 %	579 Kbps	18 Mbps
	BLOOM_Inside.tusd.local	0.06 %	568 Kbps	14 Mbps
	BONILLAS_Inside.tusd.local	0.12 %	1.18 Mbps	17 Mbps
	BORMAN_Inside.tusd1.org	0.04 %	436 Kbps	5.17 Mbps
	BORTON_Inside.tusd.local	0.11 %	1.15 Mbps	119 Mbps
	CARRILLO_Inside.tusd.local	0.05 %	496 Kbps	29 Mbps
	CATALINA_Inside.tusd.local	0.10 %	1.03 Mbps	20 Mbps
	CAVETT_Inside.tusd.local	0.04 %	402 Kbps	11 Mbps
	CHOLLA_Inside.tusd.local	0.11 %	1.10 Mbps	26 Mbps
	COLLIER_Inside.tusd.local	0.02 %	250 Kbps	1.82 Mbps
	CRAGIN_Inside.tusd.local	0.05 %	519 Kbps	12 Mbps
	DAVIDSON_Inside.tusd.local	0.07 %	737 Kbps	23 Mbps
	DAVIS_Inside.tusd.local	0.04 %	439 Kbps	10 Mbps
	DIETZ_Inside.tusd.local	0.05 %	485 Kbps	8.04 Mbps
	DODGE_Inside.tusd.local	0.10 %	1.03 Mbps	25 Mbps
	DOOLEN_Inside.tusd.local	0.11 %	1.12 Mbps	25 Mbps
	DRACHMAN_Inside.tusd.lo...	0.07 %	703 Kbps	30 Mbps
	DUNHAM_Inside.tusd.local	0.04 %	441 Kbps	15 Mbps
	ERICKSON_Inside.tusd.local	0.05 %	453 Kbps	22 Mbps
	FICKETT_Inside.tusd.local	0.13 %	1.26 Mbps	69 Mbps
	FORD_Inside.tusd.local	0.09 %	858 Kbps	25 Mbps
	Fruchthendler_Inside.tusd.l...	0.05 %	469 Kbps	4.58 Mbps
	GALE_Inside.tusd.local	0.04 %	415 Kbps	17 Mbps
	Gridley_Inside.tusd.local	0.08 %	799 Kbps	30 Mbps
	Grijalva_Inside.tusd.local	0.22 %	2.21 Mbps	33 Mbps
	HENRY_Inside.tusd.local	0.14 %	1.41 Mbps	20 Mbps
	HOLLADAY_Inside.tusd.local	0.04 %	424 Kbps	1.92 Mbps
	HOLLINGER_Inside.tusd.lo...	0.07 %	654 Kbps	21 Mbps
	HOWELL_Inside.tusd.local	0.06 %	636 Kbps	13 Mbps
	HUDLOW_Inside.tusd.local	0.04 %	426 Kbps	22 Mbps
	Hughes_Inside.tusd.local	0.04 %	409 Kbps	8.58 Mbps
	INV-INT-R01.tusd1.org	0.51 %	51 Mbps	1.4 Gbps
	Johnson_Inside.tusd.local	0.03 %	335 Kbps	4.49 Mbps
KELLOND_Inside.tusd.local	0.11 %	1.09 Mbps	23 Mbps	
Lawrence_Inside.tusd.local	0.04 %	424 Kbps	12 Mbps	
LINEWEAVER_Inside.tusd.l...	0.06 %	631 Kbps	26 Mbps	
MAGEE_Inside.tusd.local	0.05 %	492 Kbps	30 Mbps	
Maldonado_Inside.tusd.local	0.03 %	290 Kbps	6.60 Mbps	
MANSFELD_Inside.tusd.local	0.22 %	2.23 Mbps	45 Mbps	
MANZO_Inside.tusd.local	0.08 %	816 Kbps	16 Mbps	
MARSHALL_Inside.tusd.local	0.07 %	674 Kbps	17 Mbps	

## TUSD Internet Usage AZMERIT

Date	Site Name	Average Utilization	Average bps	Peak bps
07-Apr-19	Maxwell_Inside.tusd.local	0.07 %	655 Kbps	7.48 Mbps
	MEREDITH_Inside.tusd.local	0.14 %	1.44 Mbps	29 Mbps
	MILES_Inside.tusd.local	0.10 %	989 Kbps	34 Mbps
	Miller_Inside.tusd.local	0.13 %	1.31 Mbps	28 Mbps
	MissionView_Inside.tusd.local	0.05 %	467 Kbps	4.40 Mbps
	MYERS_Inside.tusd.local	0.41 %	4.14 Mbps	21 Mbps
	NAYLOR_Inside.tusd.local	0.05 %	527 Kbps	8.97 Mbps
	OCHOA_Inside.tusd.local	0.09 %	852 Kbps	27 Mbps
	Oyama_Inside.tusd.local	0.05 %	455 Kbps	11 Mbps
	PISTOR_Inside.tusd.local	0.06 %	591 Kbps	36 Mbps
	ProjectMore_Inside.tusd.local	0.03 %	344 Kbps	9 Mbps
	PUEBLO_Inside.tusd.local	0.12 %	1.24 Mbps	37 Mbps
	PuebloGardens_Inside.tusd.local	0.06 %	586 Kbps	12 Mbps
	Rincon_Inside.tusd.local	0.18 %	1.85 Mbps	71 Mbps
	ROBINS_Inside.tusd1.org	0.25 %	2.52 Mbps	47 Mbps
	ROBISON_Inside.tusd.local	0.04 %	377 Kbps	5.90 Mbps
	Rose_Inside.tusd.local	0.10 %	992 Kbps	40 Mbps
	ROSKRUGE_Inside.tusd.lo...	0.17 %	1.66 Mbps	40 Mbps
	SABINO_Inside.tusd.local	0.04 %	436 Kbps	16 Mbps
	Safford_Inside.tusd.local	0.15 %	1.54 Mbps	20 Mbps
	SANTARITA_Inside.tusd.local	0.04 %	439 Kbps	5.17 Mbps
	SECRIST_Inside.tusd.local	0.09 %	888 Kbps	4.76 Mbps
	SEWELL_Inside.tusd.local	0.06 %	616 Kbps	4.33 Mbps
	SOLENG_Inside.tusd.local	0.05 %	492 Kbps	29 Mbps
	STARR_Inside.tusd.local	0.12 %	1.15 Mbps	15 Mbps
	STEELE_Inside.tusd.local	0.04 %	428 Kbps	16 Mbps
	TOLSON_Inside.tusd.local	0.05 %	519 Kbps	11 Mbps
	TRANSEAST_Inside.tusd.lo...	0.02 %	196 Kbps	650 Kbps
	Tucson_Inside.tusd.local	0.34 %	3.36 Mbps	102 Mbps
	TULLY_Inside.tusd.local	0.04 %	403 Kbps	14 Mbps
	URQUIDES_Inside.tusd1.org	0.09 %	866 Kbps	17 Mbps
	UTTERBACK_Inside.tusd.l...	0.23 %	2.32 Mbps	39 Mbps
	VAIL_Inside.tusd.local	0.07 %	676 Kbps	31 Mbps
	VALENCIA_Inside.tusd.local	0.09 %	926 Kbps	44 Mbps
VanBuskirk_Inside.tusd.local	0.06 %	552 Kbps	12 Mbps	
VESEY_Inside.tusd.local	0.07 %	709 Kbps	30 Mbps	
Warren_Inside.tusd.local	0.04 %	443 Kbps	17 Mbps	
WHEELER_Inside.tusd.local	0.05 %	468 Kbps	17 Mbps	
WHITE_Inside.tusd.local	0.56 %	5.65 Mbps	202 Mbps	
WHITMORE_Inside.tusd.lo...	0.03 %	310 Kbps	5.54 Mbps	
WRIGHT_Inside.tusd.local	0.04 %	392 Kbps	10 Mbps	
08-Apr-19	BANKS_Inside.tusd.local	0.43 %	4.27 Mbps	80 Mbps
	BLENMAN_Inside.tusd.local	0.53 %	5.32 Mbps	69 Mbps
	BLOOM_Inside.tusd.local	0.60 %	6.00 Mbps	77 Mbps
	BONILLAS_Inside.tusd.local	0.63 %	6.32 Mbps	56 Mbps
	BORMAN_Inside.tusd1.org	0.54 %	5.39 Mbps	55 Mbps
	BORTON_Inside.tusd.local	0.66 %	6.58 Mbps	37 Mbps
	CARRILLO_Inside.tusd.local	0.45 %	4.52 Mbps	37 Mbps
CATALINA_Inside.tusd.local	3.55 %	35 Mbps	160 Mbps	

## TUSD Internet Usage AZMERIT

Date	Site Name	Average Utilization	Average bps	Peak bps
08-Apr-19	CAVETT_Inside.tusd.local	0.68 %	6.82 Mbps	51 Mbps
	CHOLLA_Inside.tusd.local	6.34 %	63 Mbps	244 Mbps
	COLLIER_Inside.tusd.local	0.37 %	3.67 Mbps	70 Mbps
	CRAGIN_Inside.tusd.local	0.40 %	3.98 Mbps	25 Mbps
	DAVIDSON_Inside.tusd.local	0.31 %	3.11 Mbps	20 Mbps
	DAVIS_Inside.tusd.local	0.61 %	6.13 Mbps	36 Mbps
	DIETZ_Inside.tusd.local	1.22 %	12 Mbps	183 Mbps
	DODGE_Inside.tusd.local	0.43 %	4.35 Mbps	47 Mbps
	DOOLEN_Inside.tusd.local	1.96 %	20 Mbps	139 Mbps
	DRACHMAN_Inside.tusd.lo...	0.91 %	9 Mbps	75 Mbps
	DUNHAM_Inside.tusd.local	0.35 %	3.54 Mbps	146 Mbps
	ERICKSON_Inside.tusd.local	0.60 %	6.03 Mbps	74 Mbps
	FICKETT_Inside.tusd.local	2.07 %	21 Mbps	166 Mbps
	FORD_Inside.tusd.local	0.49 %	4.93 Mbps	30 Mbps
	Fruchthendler_Inside.tusd.l...	0.29 %	2.92 Mbps	26 Mbps
	GALE_Inside.tusd.local	0.39 %	3.89 Mbps	42 Mbps
	Gridley_Inside.tusd.local	2.13 %	21 Mbps	157 Mbps
	Grijalva_Inside.tusd.local	1.04 %	10 Mbps	49 Mbps
	HENRY_Inside.tusd.local	0.30 %	2.95 Mbps	32 Mbps
	HOLLADAY_Inside.tusd.local	0.22 %	2.18 Mbps	18 Mbps
	HOLLINGER_Inside.tusd.lo...	1.50 %	15 Mbps	261 Mbps
	HOWELL_Inside.tusd.local	0.36 %	3.58 Mbps	45 Mbps
	HUDLOW_Inside.tusd.local	0.30 %	2.96 Mbps	19 Mbps
	Hughes_Inside.tusd.local	0.25 %	2.48 Mbps	24 Mbps
	INV-INT-R01.tusd1.org	9.07 %	907 Mbps	3.0 Gbps
	Johnson_Inside.tusd.local	0.36 %	3.60 Mbps	23 Mbps
	KELLOND_Inside.tusd.local	0.73 %	7.34 Mbps	82 Mbps
	Lawrence_Inside.tusd.local	0.45 %	4.52 Mbps	23 Mbps
	LINEWEAVER_Inside.tusd.l...	0.47 %	4.65 Mbps	51 Mbps
	MAGEE_Inside.tusd.local	0.66 %	6.56 Mbps	36 Mbps
	Maldonado_Inside.tusd.local	0.55 %	5.52 Mbps	106 Mbps
	MANSFELD_Inside.tusd.local	2.18 %	22 Mbps	110 Mbps
	MANZO_Inside.tusd.local	0.54 %	5.38 Mbps	45 Mbps
	MARSHALL_Inside.tusd.local	0.53 %	5.34 Mbps	62 Mbps
	Maxwell_Inside.tusd.local	0.72 %	7.17 Mbps	56 Mbps
	MEREDITH_Inside.tusd.local	0.85 %	8.51 Mbps	41 Mbps
	MILES_Inside.tusd.local	0.60 %	5.98 Mbps	54 Mbps
	Miller_Inside.tusd.local	0.79 %	7.93 Mbps	145 Mbps
	MissionView_Inside.tusd.local	0.28 %	2.79 Mbps	17 Mbps
	MYERS_Inside.tusd.local	1.11 %	11 Mbps	46 Mbps
	NAYLOR_Inside.tusd.local	1.03 %	10 Mbps	53 Mbps
	OCHOA_Inside.tusd.local	0.22 %	2.25 Mbps	28 Mbps
Oyama_Inside.tusd.local	0.66 %	6.62 Mbps	74 Mbps	
PISTOR_Inside.tusd.local	1.58 %	16 Mbps	73 Mbps	
ProjectMore_Inside.tusd.local	0.66 %	6.61 Mbps	49 Mbps	
PUEBLO_Inside.tusd.local	6.45 %	65 Mbps	287 Mbps	
PuebloGardens_Inside.tusd.l ocal	1.12 %	11 Mbps	199 Mbps	
Rincon_Inside.tusd.local	6.34 %	63 Mbps	257 Mbps	
ROBINS_Inside.tusd1.org	0.94 %	9 Mbps	72 Mbps	

## TUSD Internet Usage AZMERIT

Date	Site Name	Average Utilization	Average bps	Peak bps
08-Apr-19	ROBISON_Inside.tusd.local	0.30 %	2.99 Mbps	27 Mbps
	Rose_Inside.tusd.local	0.96 %	10 Mbps	87 Mbps
	ROSKRUGE_Inside.tusd.lo...	1.74 %	17 Mbps	174 Mbps
	SABINO_Inside.tusd.local	2.55 %	26 Mbps	186 Mbps
	Safford_Inside.tusd.local	1.19 %	12 Mbps	147 Mbps
	SANTARITA_Inside.tusd.local	1.82 %	18 Mbps	155 Mbps
	SECRIST_Inside.tusd.local	0.74 %	7.38 Mbps	33 Mbps
	SEWELL_Inside.tusd.local	0.54 %	5.40 Mbps	181 Mbps
	SOLENG_Inside.tusd.local	0.21 %	2.15 Mbps	18 Mbps
	STARR_Inside.tusd.local	0.33 %	3.35 Mbps	22 Mbps
	STEELE_Inside.tusd.local	0.37 %	3.74 Mbps	32 Mbps
	TOLSON_Inside.tusd.local	0.46 %	4.63 Mbps	77 Mbps
	TRANSEAST_Inside.tusd.lo...	0.07 %	706 Kbps	7.32 Mbps
	Tucson_Inside.tusd.local	8.52 %	85 Mbps	358 Mbps
	TULLY_Inside.tusd.local	0.29 %	2.91 Mbps	21 Mbps
	URQUIDES_Inside.tusd1.org	1.17 %	12 Mbps	136 Mbps
	UTTERBACK_Inside.tusd.l...	3.84 %	38 Mbps	161 Mbps
	VAIL_Inside.tusd.local	1.64 %	16 Mbps	83 Mbps
	VALENCIA_Inside.tusd.local	1.64 %	16 Mbps	148 Mbps
	VanBuskirk_Inside.tusd.local	0.39 %	3.90 Mbps	20 Mbps
	VESEY_Inside.tusd.local	0.68 %	6.82 Mbps	43 Mbps
	Warren_Inside.tusd.local	0.42 %	4.23 Mbps	55 Mbps
	WHEELER_Inside.tusd.local	0.39 %	3.86 Mbps	39 Mbps
	WHITE_Inside.tusd.local	0.80 %	8.05 Mbps	96 Mbps
WHITMORE_Inside.tusd.lo...	0.25 %	2.46 Mbps	22 Mbps	
WRIGHT_Inside.tusd.local	0.69 %	6.92 Mbps	105 Mbps	
09-Apr-19	BANKS_Inside.tusd.local	0.40 %	3.99 Mbps	26 Mbps
	BLENMAN_Inside.tusd.local	0.61 %	6.08 Mbps	44 Mbps
	BLOOM_Inside.tusd.local	0.75 %	7.54 Mbps	105 Mbps
	BONILLAS_Inside.tusd.local	0.58 %	5.84 Mbps	51 Mbps
	BORMAN_Inside.tusd1.org	0.37 %	3.73 Mbps	31 Mbps
	BORTON_Inside.tusd.local	0.81 %	8.07 Mbps	140 Mbps
	CARRILLO_Inside.tusd.local	0.46 %	4.56 Mbps	33 Mbps
	CATALINA_Inside.tusd.local	3.54 %	35 Mbps	155 Mbps
	CAVETT_Inside.tusd.local	0.66 %	6.63 Mbps	47 Mbps
	CHOLLA_Inside.tusd.local	6.90 %	69 Mbps	294 Mbps
	COLLIER_Inside.tusd.local	0.39 %	3.85 Mbps	133 Mbps
	CRAGIN_Inside.tusd.local	0.43 %	4.28 Mbps	32 Mbps
	DAVIDSON_Inside.tusd.local	0.39 %	3.85 Mbps	39 Mbps
	DAVIS_Inside.tusd.local	0.44 %	4.42 Mbps	32 Mbps
	DIETZ_Inside.tusd.local	1.22 %	12 Mbps	159 Mbps
	DODGE_Inside.tusd.local	0.48 %	4.77 Mbps	39 Mbps
	DOOLEN_Inside.tusd.local	1.99 %	20 Mbps	179 Mbps
	DRACHMAN_Inside.tusd.lo...	0.92 %	9 Mbps	202 Mbps
	DUNHAM_Inside.tusd.local	0.24 %	2.41 Mbps	40 Mbps
	ERICKSON_Inside.tusd.local	0.63 %	6.35 Mbps	96 Mbps
	FICKETT_Inside.tusd.local	2.07 %	21 Mbps	139 Mbps
	FORD_Inside.tusd.local	0.37 %	3.66 Mbps	18 Mbps
	Fruchthendler_Inside.tusd.l...	0.50 %	5.03 Mbps	64 Mbps
	GALE_Inside.tusd.local	0.34 %	3.35 Mbps	31 Mbps



## TUSD Internet Usage AZMERIT

Date	Site Name	Average Utilization	Average bps	Peak bps
	Gridley_Inside.tusd.local	1.76 %	18 Mbps	177 Mbps
	Grijalva_Inside.tusd.local	0.59 %	5.87 Mbps	42 Mbps
	HENRY_Inside.tusd.local	0.49 %	4.85 Mbps	72 Mbps
	HOLLADAY_Inside.tusd.local	0.45 %	4.45 Mbps	102 Mbps
	HOLLINGER_Inside.tusd.lo...	1.62 %	16 Mbps	387 Mbps
	HOWELL_Inside.tusd.local	0.31 %	3.12 Mbps	24 Mbps
	HUDLOW_Inside.tusd.local	0.25 %	2.51 Mbps	25 Mbps
	Hughes_Inside.tusd.local	0.23 %	2.29 Mbps	22 Mbps
	INV-INT-R01.tusd1.org	9.39 %	939 Mbps	3.1 Gbps
	Johnson_Inside.tusd.local	0.47 %	4.66 Mbps	35 Mbps
	KELLOND_Inside.tusd.local	0.97 %	10 Mbps	95 Mbps
	Lawrence_Inside.tusd.local	0.62 %	6.17 Mbps	39 Mbps
	LINEWEAVER_Inside.tusd.l...	0.53 %	5.29 Mbps	46 Mbps
	MAGEE_Inside.tusd.local	0.80 %	7.96 Mbps	46 Mbps
	Maldonado_Inside.tusd.local	0.24 %	2.43 Mbps	21 Mbps
	MANSFELD_Inside.tusd.local	2.01 %	20 Mbps	120 Mbps
	MANZO_Inside.tusd.local	0.51 %	5.12 Mbps	42 Mbps
	MARSHALL_Inside.tusd.local	0.30 %	3.00 Mbps	30 Mbps
	Maxwell_Inside.tusd.local	0.72 %	7.21 Mbps	101 Mbps
	MEREDITH_Inside.tusd.local	1.64 %	16 Mbps	83 Mbps
	MILES_Inside.tusd.local	0.52 %	5.24 Mbps	55 Mbps
	Miller_Inside.tusd.local	0.45 %	4.48 Mbps	85 Mbps
	MissionView_Inside.tusd.local	0.33 %	3.30 Mbps	24 Mbps
	MYERS_Inside.tusd.local	0.89 %	8.95 Mbps	41 Mbps
09-Apr-19	NAYLOR_Inside.tusd.local	0.98 %	10 Mbps	54 Mbps
	OCHOA_Inside.tusd.local	0.24 %	2.40 Mbps	21 Mbps
	Oyama_Inside.tusd.local	0.63 %	6.28 Mbps	67 Mbps
	PISTOR_Inside.tusd.local	1.39 %	14 Mbps	67 Mbps
	ProjectMore_Inside.tusd.local	0.67 %	6.71 Mbps	45 Mbps
	PUEBLO_Inside.tusd.local	6.84 %	68 Mbps	277 Mbps
	PuebloGardens_Inside.tusd.l ocal	0.89 %	8.87 Mbps	99 Mbps
	Rincon_Inside.tusd.local	6.49 %	65 Mbps	267 Mbps
	ROBINS_Inside.tusd1.org	1.86 %	19 Mbps	328 Mbps
	ROBISON_Inside.tusd.local	0.39 %	3.91 Mbps	27 Mbps
	Rose_Inside.tusd.local	0.91 %	9 Mbps	57 Mbps
	ROSKRUGE_Inside.tusd.lo...	1.76 %	18 Mbps	145 Mbps
	SABINO_Inside.tusd.local	2.15 %	21 Mbps	121 Mbps
	Safford_Inside.tusd.local	1.29 %	13 Mbps	129 Mbps
	SANTARITA_Inside.tusd.local	1.84 %	18 Mbps	91 Mbps
	SECRIST_Inside.tusd.local	0.66 %	6.64 Mbps	44 Mbps
	SEWELL_Inside.tusd.local	0.46 %	4.63 Mbps	27 Mbps
	SOLENG_Inside.tusd.local	0.23 %	2.30 Mbps	25 Mbps
	STARR_Inside.tusd.local	0.39 %	3.90 Mbps	31 Mbps
	STEELE_Inside.tusd.local	0.41 %	4.12 Mbps	74 Mbps
	TOLSON_Inside.tusd.local	0.62 %	6.21 Mbps	50 Mbps
	TRANSEAST_Inside.tusd.lo...	0.07 %	733 Kbps	7.33 Mbps
	Tucson_Inside.tusd.local	9.02 %	90 Mbps	373 Mbps
	TULLY_Inside.tusd.local	0.49 %	4.92 Mbps	49 Mbps
	URQUIDES_Inside.tusd1.org	1.43 %	14 Mbps	170 Mbps

## TUSD Internet Usage AZMERIT

Date	Site Name	Average Utilization	Average bps	Peak bps
09-Apr-19	UTTERBACK_Inside.tusd.l...	1.13 %	11 Mbps	61 Mbps
	VAIL_Inside.tusd.local	1.60 %	16 Mbps	100 Mbps
	VALENCIA_Inside.tusd.local	1.78 %	18 Mbps	137 Mbps
	VanBuskirk_Inside.tusd.local	0.29 %	2.95 Mbps	20 Mbps
	VESEY_Inside.tusd.local	0.97 %	10 Mbps	86 Mbps
	Warren_Inside.tusd.local	0.29 %	2.89 Mbps	23 Mbps
	WHEELER_Inside.tusd.local	0.44 %	4.40 Mbps	65 Mbps
	WHITE_Inside.tusd.local	0.99 %	10 Mbps	60 Mbps
	WHITMORE_Inside.tusd.lo...	0.36 %	3.65 Mbps	49 Mbps
	WRIGHT_Inside.tusd.local	0.61 %	6.07 Mbps	126 Mbps
10-Apr-19	BANKS_Inside.tusd.local	0.23 %	2.31 Mbps	17 Mbps
	BLENMAN_Inside.tusd.local	0.41 %	4.11 Mbps	34 Mbps
	BLOOM_Inside.tusd.local	0.40 %	3.95 Mbps	33 Mbps
	BONILLAS_Inside.tusd.local	0.50 %	4.99 Mbps	41 Mbps
	BORMAN_Inside.tusd1.org	0.24 %	2.40 Mbps	20 Mbps
	BORTON_Inside.tusd.local	0.51 %	5.10 Mbps	57 Mbps
	CARRILLO_Inside.tusd.local	0.47 %	4.69 Mbps	64 Mbps
	CATALINA_Inside.tusd.local	3.07 %	31 Mbps	149 Mbps
	CAVETT_Inside.tusd.local	0.58 %	5.85 Mbps	50 Mbps
	CHOLLA_Inside.tusd.local	5.57 %	56 Mbps	264 Mbps
	COLLIER_Inside.tusd.local	0.16 %	1.64 Mbps	18 Mbps
	CRAGIN_Inside.tusd.local	0.33 %	3.26 Mbps	28 Mbps
	DAVIDSON_Inside.tusd.local	0.33 %	3.26 Mbps	24 Mbps
	DAVIS_Inside.tusd.local	0.47 %	4.65 Mbps	43 Mbps
	DIETZ_Inside.tusd.local	0.82 %	8.25 Mbps	140 Mbps
	DODGE_Inside.tusd.local	0.66 %	6.58 Mbps	42 Mbps
	DOOLEN_Inside.tusd.local	2.52 %	25 Mbps	288 Mbps
	DRACHMAN_Inside.tusd.lo...	0.77 %	7.70 Mbps	61 Mbps
	DUNHAM_Inside.tusd.local	0.15 %	1.54 Mbps	37 Mbps
	ERICKSON_Inside.tusd.local	0.55 %	5.47 Mbps	60 Mbps
	FICKETT_Inside.tusd.local	1.76 %	18 Mbps	167 Mbps
	FORD_Inside.tusd.local	0.29 %	2.90 Mbps	19 Mbps
	Fruchthendler_Inside.tusd.l...	0.58 %	5.81 Mbps	274 Mbps
	GALE_Inside.tusd.local	0.26 %	2.59 Mbps	36 Mbps
	Gridley_Inside.tusd.local	1.13 %	11 Mbps	84 Mbps
	Grijalva_Inside.tusd.local	0.54 %	5.37 Mbps	41 Mbps
	HENRY_Inside.tusd.local	0.31 %	3.11 Mbps	62 Mbps
	HOLLADAY_Inside.tusd.local	0.40 %	3.97 Mbps	148 Mbps
	HOLLINGER_Inside.tusd.lo...	1.17 %	12 Mbps	288 Mbps
	HOWELL_Inside.tusd.local	0.46 %	4.63 Mbps	50 Mbps
	HUDLOW_Inside.tusd.local	0.28 %	2.81 Mbps	27 Mbps
	Hughes_Inside.tusd.local	0.29 %	2.88 Mbps	23 Mbps
	INV-INT-R01.tusd1.org	8.57 %	857 Mbps	3.2 Gbps
	Johnson_Inside.tusd.local	0.40 %	4.03 Mbps	27 Mbps
	KELLOND_Inside.tusd.local	0.97 %	10 Mbps	139 Mbps
	Lawrence_Inside.tusd.local	0.63 %	6.27 Mbps	33 Mbps
LINEWEAVER_Inside.tusd.l...	0.45 %	4.52 Mbps	24 Mbps	
MAGEE_Inside.tusd.local	0.58 %	5.75 Mbps	38 Mbps	
Maldonado_Inside.tusd.local	0.32 %	3.19 Mbps	43 Mbps	
MANSFELD_Inside.tusd.local	1.96 %	20 Mbps	115 Mbps	

## TUSD Internet Usage AZMERIT

Date	Site Name	Average Utilization	Average bps	Peak bps
10-Apr-19	MANZO_Inside.tusd.local	0.61 %	6.06 Mbps	176 Mbps
	MARSHALL_Inside.tusd.local	0.21 %	2.12 Mbps	26 Mbps
	Maxwell_Inside.tusd.local	1.34 %	13 Mbps	298 Mbps
	MEREDITH_Inside.tusd.local	0.80 %	7.96 Mbps	119 Mbps
	MILES_Inside.tusd.local	0.34 %	3.39 Mbps	54 Mbps
	Miller_Inside.tusd.local	0.41 %	4.10 Mbps	33 Mbps
	MissionView_Inside.tusd.local	0.23 %	2.26 Mbps	19 Mbps
	MYERS_Inside.tusd.local	0.63 %	6.26 Mbps	36 Mbps
	NAYLOR_Inside.tusd.local	0.84 %	8.40 Mbps	60 Mbps
	OCHOA_Inside.tusd.local	0.24 %	2.38 Mbps	23 Mbps
	Oyama_Inside.tusd.local	0.47 %	4.69 Mbps	43 Mbps
	PISTOR_Inside.tusd.local	1.42 %	14 Mbps	93 Mbps
	ProjectMore_Inside.tusd.local	0.68 %	6.75 Mbps	60 Mbps
	PUEBLO_Inside.tusd.local	7.74 %	77 Mbps	359 Mbps
	PuebloGardens_Inside.tusd.local	0.85 %	8.46 Mbps	103 Mbps
	Rincon_Inside.tusd.local	5.89 %	59 Mbps	306 Mbps
	ROBINS_Inside.tusd1.org	1.51 %	15 Mbps	115 Mbps
	ROBISON_Inside.tusd.local	0.22 %	2.24 Mbps	26 Mbps
	Rose_Inside.tusd.local	0.94 %	9 Mbps	69 Mbps
	ROSKRUGE_Inside.tusd.lo...	1.75 %	18 Mbps	139 Mbps
	SABINO_Inside.tusd.local	2.53 %	25 Mbps	178 Mbps
	Safford_Inside.tusd.local	2.80 %	28 Mbps	475 Mbps
	SANTARITA_Inside.tusd.local	1.73 %	17 Mbps	92 Mbps
	SECRIST_Inside.tusd.local	0.63 %	6.29 Mbps	37 Mbps
	SEWELL_Inside.tusd.local	0.39 %	3.92 Mbps	36 Mbps
	SOLENG_Inside.tusd.local	0.24 %	2.41 Mbps	37 Mbps
	STARR_Inside.tusd.local	0.42 %	4.22 Mbps	55 Mbps
	STEELE_Inside.tusd.local	0.27 %	2.67 Mbps	57 Mbps
	TOLSON_Inside.tusd.local	0.57 %	5.67 Mbps	100 Mbps
	TRANSEAST_Inside.tusd.lo...	0.07 %	666 Kbps	5.84 Mbps
	Tucson_Inside.tusd.local	8.42 %	84 Mbps	425 Mbps
	TULLY_Inside.tusd.local	0.55 %	5.54 Mbps	43 Mbps
	URQUIDES_Inside.tusd1.org	0.72 %	7.24 Mbps	71 Mbps
	UTTERBACK_Inside.tusd.l...	0.99 %	10 Mbps	57 Mbps
	VAIL_Inside.tusd.local	1.40 %	14 Mbps	73 Mbps
	VALENCIA_Inside.tusd.local	1.39 %	14 Mbps	92 Mbps
	VanBuskirk_Inside.tusd.local	1.44 %	14 Mbps	570 Mbps
	VESEY_Inside.tusd.local	0.75 %	7.47 Mbps	66 Mbps
	Warren_Inside.tusd.local	0.32 %	3.20 Mbps	27 Mbps
	WHEELER_Inside.tusd.local	0.44 %	4.43 Mbps	74 Mbps
WHITE_Inside.tusd.local	0.81 %	8.05 Mbps	111 Mbps	
WHITMORE_Inside.tusd.lo...	0.18 %	1.76 Mbps	20 Mbps	
WRIGHT_Inside.tusd.local	0.38 %	3.81 Mbps	33 Mbps	
11-Apr-19	BANKS_Inside.tusd.local	0.22 %	2.23 Mbps	19 Mbps
	BLENMAN_Inside.tusd.local	0.49 %	4.87 Mbps	39 Mbps
	BLOOM_Inside.tusd.local	0.63 %	6.28 Mbps	156 Mbps
	BONILLAS_Inside.tusd.local	0.62 %	6.24 Mbps	54 Mbps
	BORMAN_Inside.tusd1.org	0.34 %	3.36 Mbps	40 Mbps
BORTON_Inside.tusd.local	0.73 %	7.26 Mbps	156 Mbps	

## TUSD Internet Usage AZMERIT

Date	Site Name	Average Utilization	Average bps	Peak bps
	CARRILLO_Inside.tusd.local	0.55 %	5.53 Mbps	32 Mbps
	CATALINA_Inside.tusd.local	3.82 %	38 Mbps	202 Mbps
	CAVETT_Inside.tusd.local	0.64 %	6.42 Mbps	44 Mbps
	CHOLLA_Inside.tusd.local	7.00 %	70 Mbps	297 Mbps
	COLLIER_Inside.tusd.local	0.37 %	3.74 Mbps	67 Mbps
	CRAGIN_Inside.tusd.local	0.38 %	3.82 Mbps	34 Mbps
	DAVIDSON_Inside.tusd.local	0.37 %	3.65 Mbps	39 Mbps
	DAVIS_Inside.tusd.local	0.55 %	5.47 Mbps	54 Mbps
	DIETZ_Inside.tusd.local	0.98 %	10 Mbps	211 Mbps
	DODGE_Inside.tusd.local	0.59 %	5.92 Mbps	35 Mbps
	DOOLEN_Inside.tusd.local	2.62 %	26 Mbps	309 Mbps
	DRACHMAN_Inside.tusd.lo...	0.86 %	8.59 Mbps	68 Mbps
	DUNHAM_Inside.tusd.local	0.26 %	2.65 Mbps	42 Mbps
	ERICKSON_Inside.tusd.local	0.55 %	5.50 Mbps	74 Mbps
	FICKETT_Inside.tusd.local	2.33 %	23 Mbps	258 Mbps
	FORD_Inside.tusd.local	0.36 %	3.61 Mbps	18 Mbps
	Fruchthendler_Inside.tusd.l...	0.48 %	4.82 Mbps	55 Mbps
	GALE_Inside.tusd.local	0.18 %	1.76 Mbps	23 Mbps
	Gridley_Inside.tusd.local	2.10 %	21 Mbps	217 Mbps
	Grijalva_Inside.tusd.local	0.86 %	8.56 Mbps	55 Mbps
	HENRY_Inside.tusd.local	0.70 %	6.98 Mbps	105 Mbps
	HOLLADAY_Inside.tusd.local	0.31 %	3.08 Mbps	72 Mbps
	HOLLINGER_Inside.tusd.lo...	1.78 %	18 Mbps	355 Mbps
	HOWELL_Inside.tusd.local	0.33 %	3.29 Mbps	17 Mbps
11-Apr-19	HUDLOW_Inside.tusd.local	0.29 %	2.88 Mbps	46 Mbps
	Hughes_Inside.tusd.local	0.28 %	2.78 Mbps	17 Mbps
	INV-INT-R01.tusd1.org	9.91 %	991 Mbps	3.2 Gbps
	Johnson_Inside.tusd.local	0.36 %	3.62 Mbps	33 Mbps
	KELLOND_Inside.tusd.local	0.91 %	9 Mbps	109 Mbps
	Lawrence_Inside.tusd.local	0.67 %	6.74 Mbps	36 Mbps
	LINEWEAVER_Inside.tusd.l...	0.59 %	5.91 Mbps	32 Mbps
	MAGEE_Inside.tusd.local	0.69 %	6.88 Mbps	44 Mbps
	Maldonado_Inside.tusd.local	0.47 %	4.71 Mbps	123 Mbps
	MANSFELD_Inside.tusd.local	2.28 %	23 Mbps	128 Mbps
	MANZO_Inside.tusd.local	0.52 %	5.20 Mbps	86 Mbps
	MARSHALL_Inside.tusd.local	0.34 %	3.35 Mbps	26 Mbps
	Maxwell_Inside.tusd.local	1.46 %	15 Mbps	304 Mbps
	MEREDITH_Inside.tusd.local	1.02 %	10 Mbps	56 Mbps
	MILES_Inside.tusd.local	0.25 %	2.50 Mbps	12 Mbps
	Miller_Inside.tusd.local	0.83 %	8.32 Mbps	77 Mbps
	MissionView_Inside.tusd.local	0.28 %	2.76 Mbps	48 Mbps
	MYERS_Inside.tusd.local	0.77 %	7.67 Mbps	53 Mbps
	NAYLOR_Inside.tusd.local	0.98 %	10 Mbps	55 Mbps
	OCHOA_Inside.tusd.local	0.38 %	3.79 Mbps	29 Mbps
	Oyama_Inside.tusd.local	0.84 %	8.39 Mbps	123 Mbps
	PISTOR_Inside.tusd.local	1.64 %	16 Mbps	83 Mbps
	ProjectMore_Inside.tusd.local	0.75 %	7.46 Mbps	52 Mbps
	PUEBLO_Inside.tusd.local	7.63 %	76 Mbps	295 Mbps
	PuebloGardens_Inside.tusd.l ocal	0.75 %	7.51 Mbps	56 Mbps

## TUSD Internet Usage AZMERIT

Date	Site Name	Average Utilization	Average bps	Peak bps	
11-Apr-19	Rincon_Inside.tusd.local	6.65 %	67 Mbps	280 Mbps	
	ROBINS_Inside.tusd1.org	2.29 %	23 Mbps	302 Mbps	
	ROBISON_Inside.tusd.local	0.42 %	4.25 Mbps	33 Mbps	
	Rose_Inside.tusd.local	0.90 %	9 Mbps	86 Mbps	
	ROSKRUGE_Inside.tusd.lo...	2.19 %	22 Mbps	324 Mbps	
	SABINO_Inside.tusd.local	2.36 %	24 Mbps	123 Mbps	
	Safford_Inside.tusd.local	2.05 %	21 Mbps	214 Mbps	
	SANTARITA_Inside.tusd.local	1.72 %	17 Mbps	87 Mbps	
	SECRIST_Inside.tusd.local	0.75 %	7.51 Mbps	58 Mbps	
	SEWELL_Inside.tusd.local	0.38 %	3.79 Mbps	46 Mbps	
	SOLENG_Inside.tusd.local	0.25 %	2.49 Mbps	29 Mbps	
	STARR_Inside.tusd.local	0.34 %	3.38 Mbps	31 Mbps	
	STEELE_Inside.tusd.local	0.39 %	3.94 Mbps	35 Mbps	
	TOLSON_Inside.tusd.local	0.73 %	7.34 Mbps	189 Mbps	
	TRANSEAST_Inside.tusd.lo...	0.07 %	732 Kbps	5.06 Mbps	
	Tucson_Inside.tusd.local	9.87 %	99 Mbps	399 Mbps	
	TULLY_Inside.tusd.local	0.45 %	4.55 Mbps	45 Mbps	
	URQUIDES_Inside.tusd1.org	1.39 %	14 Mbps	223 Mbps	
	UTTERBACK_Inside.tusd.l...	1.43 %	14 Mbps	80 Mbps	
	VAIL_Inside.tusd.local	1.90 %	19 Mbps	91 Mbps	
	VALENCIA_Inside.tusd.local	2.63 %	26 Mbps	200 Mbps	
	VanBuskirk_Inside.tusd.local	0.64 %	6.38 Mbps	146 Mbps	
	VESEY_Inside.tusd.local	0.73 %	7.34 Mbps	79 Mbps	
	Warren_Inside.tusd.local	0.39 %	3.87 Mbps	46 Mbps	
	WHEELER_Inside.tusd.local	0.35 %	3.53 Mbps	26 Mbps	
	WHITE_Inside.tusd.local	1.10 %	11 Mbps	133 Mbps	
	WHITMORE_Inside.tusd.lo...	0.30 %	3.03 Mbps	27 Mbps	
	WRIGHT_Inside.tusd.local	0.77 %	7.70 Mbps	179 Mbps	
	12-Apr-19	BANKS_Inside.tusd.local	0.21 %	2.08 Mbps	19 Mbps
		BLENMAN_Inside.tusd.local	0.45 %	4.51 Mbps	47 Mbps
BLOOM_Inside.tusd.local		0.63 %	6.33 Mbps	67 Mbps	
BONILLAS_Inside.tusd.local		0.46 %	4.58 Mbps	43 Mbps	
BORMAN_Inside.tusd1.org		0.42 %	4.25 Mbps	63 Mbps	
BORTON_Inside.tusd.local		0.58 %	5.81 Mbps	44 Mbps	
CARRILLO_Inside.tusd.local		0.78 %	7.85 Mbps	79 Mbps	
CATALINA_Inside.tusd.local		3.27 %	33 Mbps	160 Mbps	
CAVETT_Inside.tusd.local		0.76 %	7.60 Mbps	74 Mbps	
CHOLLA_Inside.tusd.local		6.63 %	66 Mbps	287 Mbps	
COLLIER_Inside.tusd.local		0.38 %	3.81 Mbps	62 Mbps	
CRAGIN_Inside.tusd.local		0.39 %	3.93 Mbps	24 Mbps	
DAVIDSON_Inside.tusd.local		0.48 %	4.84 Mbps	129 Mbps	
DAVIS_Inside.tusd.local		0.49 %	4.92 Mbps	29 Mbps	
DIETZ_Inside.tusd.local		1.02 %	10 Mbps	128 Mbps	
DODGE_Inside.tusd.local		0.57 %	5.72 Mbps	51 Mbps	
DOOLEN_Inside.tusd.local		2.19 %	22 Mbps	241 Mbps	
DRACHMAN_Inside.tusd.lo...		0.95 %	9 Mbps	66 Mbps	
DUNHAM_Inside.tusd.local		0.24 %	2.39 Mbps	22 Mbps	
ERICKSON_Inside.tusd.local		0.40 %	3.98 Mbps	24 Mbps	
FICKETT_Inside.tusd.local	2.62 %	26 Mbps	147 Mbps		
FORD_Inside.tusd.local	0.60 %	5.96 Mbps	52 Mbps		

## TUSD Internet Usage AZMERIT

Date	Site Name	Average Utilization	Average bps	Peak bps
12-Apr-19	Fruchthendler_Inside.tusd.l...	0.40 %	4.01 Mbps	37 Mbps
	GALE_Inside.tusd.local	0.20 %	1.98 Mbps	17 Mbps
	Gridley_Inside.tusd.local	2.25 %	23 Mbps	257 Mbps
	Grijalva_Inside.tusd.local	0.86 %	8.65 Mbps	60 Mbps
	HENRY_Inside.tusd.local	0.48 %	4.84 Mbps	27 Mbps
	HOLLADAY_Inside.tusd.local	0.50 %	4.97 Mbps	48 Mbps
	HOLLINGER_Inside.tusd.lo...	1.21 %	12 Mbps	121 Mbps
	HOWELL_Inside.tusd.local	0.31 %	3.07 Mbps	30 Mbps
	HUDLOW_Inside.tusd.local	0.46 %	4.64 Mbps	56 Mbps
	Hughes_Inside.tusd.local	0.28 %	2.83 Mbps	22 Mbps
	INV-INT-R01.tusd1.org	9.62 %	962 Mbps	3.2 Gbps
	Johnson_Inside.tusd.local	0.30 %	3.03 Mbps	24 Mbps
	KELLOND_Inside.tusd.local	0.81 %	8.09 Mbps	72 Mbps
	Lawrence_Inside.tusd.local	0.86 %	8.58 Mbps	75 Mbps
	LINEWEAVER_Inside.tusd.l...	0.55 %	5.50 Mbps	39 Mbps
	MAGEE_Inside.tusd.local	0.72 %	7.20 Mbps	45 Mbps
	Maldonado_Inside.tusd.local	0.50 %	4.98 Mbps	111 Mbps
	MANSFELD_Inside.tusd.local	1.80 %	18 Mbps	119 Mbps
	MANZO_Inside.tusd.local	0.47 %	4.72 Mbps	35 Mbps
	MARSHALL_Inside.tusd.local	0.28 %	2.81 Mbps	29 Mbps
	Maxwell_Inside.tusd.local	2.06 %	21 Mbps	436 Mbps
	MEREDITH_Inside.tusd.local	0.90 %	8.98 Mbps	42 Mbps
	MILES_Inside.tusd.local	0.83 %	8.32 Mbps	338 Mbps
	Miller_Inside.tusd.local	0.60 %	6.02 Mbps	52 Mbps
	MissionView_Inside.tusd.local	0.29 %	2.88 Mbps	20 Mbps
	MYERS_Inside.tusd.local	0.85 %	8.51 Mbps	69 Mbps
	NAYLOR_Inside.tusd.local	1.25 %	12 Mbps	79 Mbps
	OCHOA_Inside.tusd.local	0.33 %	3.35 Mbps	63 Mbps
	Oyama_Inside.tusd.local	0.61 %	6.07 Mbps	49 Mbps
	PISTOR_Inside.tusd.local	1.32 %	13 Mbps	67 Mbps
	ProjectMore_Inside.tusd.local	0.76 %	7.56 Mbps	52 Mbps
	PUEBLO_Inside.tusd.local	7.34 %	73 Mbps	297 Mbps
	PuebloGardens_Inside.tusd.l ocal	1.02 %	10 Mbps	102 Mbps
	Rincon_Inside.tusd.local	6.40 %	64 Mbps	317 Mbps
	ROBINS_Inside.tusd1.org	1.17 %	12 Mbps	92 Mbps
	ROBISON_Inside.tusd.local	0.37 %	3.70 Mbps	30 Mbps
	Rose_Inside.tusd.local	1.08 %	11 Mbps	93 Mbps
	ROSKRUGE_Inside.tusd.lo...	1.56 %	16 Mbps	153 Mbps
	SABINO_Inside.tusd.local	2.00 %	20 Mbps	126 Mbps
	Safford_Inside.tusd.local	1.67 %	17 Mbps	180 Mbps
	SANTARITA_Inside.tusd.local	1.70 %	17 Mbps	90 Mbps
	SECRIST_Inside.tusd.local	0.63 %	6.28 Mbps	33 Mbps
SEWELL_Inside.tusd.local	0.46 %	4.55 Mbps	56 Mbps	
SOLENG_Inside.tusd.local	0.35 %	3.53 Mbps	29 Mbps	
STARR_Inside.tusd.local	0.34 %	3.40 Mbps	30 Mbps	
STEELE_Inside.tusd.local	0.59 %	5.92 Mbps	141 Mbps	
TOLSON_Inside.tusd.local	0.65 %	6.45 Mbps	134 Mbps	
TRANSEAST_Inside.tusd.lo...	0.07 %	725 Kbps	5.42 Mbps	
Tucson_Inside.tusd.local	10.46 %	105 Mbps	554 Mbps	

## TUSD Internet Usage AZMERIT

Date	Site Name	Average Utilization	Average bps	Peak bps
12-Apr-19	TULLY_Inside.tusd.local	0.96 %	10 Mbps	184 Mbps
	URQUIDES_Inside.tusd1.org	1.07 %	11 Mbps	139 Mbps
	UTTERBACK_Inside.tusd.l...	1.29 %	13 Mbps	60 Mbps
	VAIL_Inside.tusd.local	1.95 %	20 Mbps	89 Mbps
	VALENCIA_Inside.tusd.local	2.04 %	20 Mbps	268 Mbps
	VanBuskirk_Inside.tusd.local	0.45 %	4.47 Mbps	46 Mbps
	VESEY_Inside.tusd.local	0.77 %	7.67 Mbps	85 Mbps
	Warren_Inside.tusd.local	0.44 %	4.37 Mbps	46 Mbps
	WHEELER_Inside.tusd.local	0.37 %	3.74 Mbps	80 Mbps
	WHITE_Inside.tusd.local	1.07 %	11 Mbps	84 Mbps
	WHITMORE_Inside.tusd.lo...	0.29 %	2.91 Mbps	21 Mbps
WRIGHT_Inside.tusd.local	0.78 %	7.77 Mbps	124 Mbps	
13-Apr-19	BANKS_Inside.tusd.local	0.04 %	386 Kbps	4.90 Mbps
	BLENNAN_Inside.tusd.local	0.06 %	614 Kbps	34 Mbps
	BLOOM_Inside.tusd.local	0.09 %	878 Kbps	33 Mbps
	BONILLAS_Inside.tusd.local	0.20 %	2.03 Mbps	29 Mbps
	BORMAN_Inside.tusd1.org	0.05 %	496 Kbps	8.79 Mbps
	BORTON_Inside.tusd.local	0.09 %	915 Kbps	17 Mbps
	CARRILLO_Inside.tusd.local	0.10 %	990 Kbps	33 Mbps
	CATALINA_Inside.tusd.local	0.21 %	2.09 Mbps	37 Mbps
	CAVETT_Inside.tusd.local	0.05 %	528 Kbps	27 Mbps
	CHOLLA_Inside.tusd.local	0.13 %	1.32 Mbps	61 Mbps
	COLLIER_Inside.tusd.local	0.03 %	317 Kbps	3.15 Mbps
	CRAGIN_Inside.tusd.local	0.05 %	457 Kbps	11 Mbps
	DAVIDSON_Inside.tusd.local	0.04 %	413 Kbps	7.91 Mbps
	DAVIS_Inside.tusd.local	0.06 %	557 Kbps	21 Mbps
	DIETZ_Inside.tusd.local	0.06 %	585 Kbps	14 Mbps
	DODGE_Inside.tusd.local	0.13 %	1.26 Mbps	46 Mbps
	DOOLEN_Inside.tusd.local	0.08 %	755 Kbps	47 Mbps
	DRACHMAN_Inside.tusd.lo...	0.09 %	862 Kbps	44 Mbps
	DUNHAM_Inside.tusd.local	0.06 %	594 Kbps	15 Mbps
	ERICKSON_Inside.tusd.local	0.06 %	641 Kbps	22 Mbps
	FICKETT_Inside.tusd.local	0.25 %	2.48 Mbps	144 Mbps
	FORD_Inside.tusd.local	0.29 %	2.92 Mbps	39 Mbps
	Fruchthendler_Inside.tusd.l...	0.08 %	839 Kbps	27 Mbps
	GALE_Inside.tusd.local	0.05 %	511 Kbps	34 Mbps
	Gridley_Inside.tusd.local	0.11 %	1.11 Mbps	64 Mbps
	Grijalva_Inside.tusd.local	0.16 %	1.59 Mbps	66 Mbps
	HENRY_Inside.tusd.local	0.12 %	1.16 Mbps	29 Mbps
	HOLLADAY_Inside.tusd.local	0.09 %	946 Kbps	16 Mbps
	HOLLINGER_Inside.tusd.lo...	0.09 %	918 Kbps	41 Mbps
	HOWELL_Inside.tusd.local	0.03 %	330 Kbps	2.49 Mbps
	HUDLOW_Inside.tusd.local	0.04 %	379 Kbps	4.31 Mbps
	Hughes_Inside.tusd.local	0.11 %	1.12 Mbps	29 Mbps
	INV-INT-R01.tusd1.org	0.71 %	71 Mbps	3.0 Gbps
Johnson_Inside.tusd.local	0.07 %	704 Kbps	25 Mbps	
KELLOND_Inside.tusd.local	0.06 %	635 Kbps	34 Mbps	
Lawrence_Inside.tusd.local	0.09 %	880 Kbps	21 Mbps	
LINEWEAVER_Inside.tusd.l...	0.10 %	976 Kbps	62 Mbps	
MAGEE_Inside.tusd.local	0.12 %	1.21 Mbps	90 Mbps	

## TUSD Internet Usage AZMERIT

Date	Site Name	Average Utilization	Average bps	Peak bps
13-Apr-19	Maldonado_Inside.tusd.local	0.06 %	594 Kbps	24 Mbps
	MANSFELD_Inside.tusd.local	0.27 %	2.75 Mbps	118 Mbps
	MANZO_Inside.tusd.local	0.19 %	1.87 Mbps	43 Mbps
	MARSHALL_Inside.tusd.local	0.06 %	554 Kbps	8.17 Mbps
	Maxwell_Inside.tusd.local	0.13 %	1.27 Mbps	34 Mbps
	MEREDITH_Inside.tusd.local	0.12 %	1.19 Mbps	21 Mbps
	MILES_Inside.tusd.local	0.14 %	1.40 Mbps	35 Mbps
	Miller_Inside.tusd.local	0.10 %	1.04 Mbps	44 Mbps
	MissionView_Inside.tusd.local	0.08 %	784 Kbps	5.28 Mbps
	MYERS_Inside.tusd.local	0.13 %	1.29 Mbps	44 Mbps
	NAYLOR_Inside.tusd.local	0.12 %	1.18 Mbps	17 Mbps
	OCHOA_Inside.tusd.local	0.07 %	654 Kbps	32 Mbps
	Oyama_Inside.tusd.local	0.13 %	1.34 Mbps	32 Mbps
	PISTOR_Inside.tusd.local	0.13 %	1.32 Mbps	77 Mbps
	ProjectMore_Inside.tusd.local	0.19 %	1.94 Mbps	15 Mbps
	PUEBLO_Inside.tusd.local	0.32 %	3.24 Mbps	82 Mbps
	PuebloGardens_Inside.tusd.local	0.08 %	753 Kbps	21 Mbps
	Rincon_Inside.tusd.local	0.49 %	4.94 Mbps	124 Mbps
	ROBINS_Inside.tusd1.org	0.51 %	5.05 Mbps	50 Mbps
	ROBISON_Inside.tusd.local	0.12 %	1.23 Mbps	39 Mbps
	Rose_Inside.tusd.local	0.14 %	1.40 Mbps	57 Mbps
	ROSKRUGE_Inside.tusd.lo...	0.13 %	1.32 Mbps	79 Mbps
	SABINO_Inside.tusd.local	0.12 %	1.22 Mbps	33 Mbps
	Safford_Inside.tusd.local	0.20 %	1.98 Mbps	42 Mbps
	SANTARITA_Inside.tusd.local	0.09 %	890 Kbps	5.65 Mbps
	SECRIST_Inside.tusd.local	0.14 %	1.37 Mbps	14 Mbps
	SEWELL_Inside.tusd.local	0.04 %	373 Kbps	14 Mbps
	SOLENG_Inside.tusd.local	0.12 %	1.24 Mbps	69 Mbps
	STARR_Inside.tusd.local	0.04 %	355 Kbps	4.14 Mbps
	STEELE_Inside.tusd.local	0.06 %	622 Kbps	24 Mbps
	TOLSON_Inside.tusd.local	0.07 %	686 Kbps	27 Mbps
	TRANSEAST_Inside.tusd.lo...	0.02 %	174 Kbps	1.09 Mbps
	Tucson_Inside.tusd.local	0.63 %	6.30 Mbps	229 Mbps
	TULLY_Inside.tusd.local	0.13 %	1.30 Mbps	57 Mbps
	URQUIDES_Inside.tusd1.org	0.12 %	1.19 Mbps	29 Mbps
	UTTERBACK_Inside.tusd.l...	0.17 %	1.69 Mbps	30 Mbps
	VAIL_Inside.tusd.local	0.13 %	1.32 Mbps	54 Mbps
	VALENCIA_Inside.tusd.local	0.23 %	2.31 Mbps	83 Mbps
	VanBuskirk_Inside.tusd.local	0.06 %	575 Kbps	21 Mbps
	VESEY_Inside.tusd.local	0.13 %	1.26 Mbps	55 Mbps
	Warren_Inside.tusd.local	0.06 %	611 Kbps	19 Mbps
	WHEELER_Inside.tusd.local	0.06 %	599 Kbps	24 Mbps
	WHITE_Inside.tusd.local	0.38 %	3.79 Mbps	135 Mbps
WHITMORE_Inside.tusd.lo...	0.04 %	364 Kbps	9 Mbps	
WRIGHT_Inside.tusd.local	0.07 %	725 Kbps	15 Mbps	



# EXHIBIT C

Each site has this Access Point model:

AIR-AP2702I-U XK9: Dual-band, controller-based 802.11a/g/n/ac

Vendor Specifications:

#### 802.11n version 2.0 (and related) capabilities

- 3x4 multiple-input multiple-output (MIMO) with three spatial streams
- Maximal ratio combining (MRC)
- 802.11n and 802.11a/g beamforming
- 20- and 40-MHz channels
- PHY data rates up to 450 Mbps (40-MHz with 5 GHz)
- Packet aggregation: Aggregated MAC Protocol Data Unit (A-MPDU) (Tx/Rx), Aggregated MAC Protocol Service Unit (A-MSDU) (Tx/Rx)
- 802.11 dynamic frequency selection (DFS)

#### 802.11ac Wave 1 capabilities

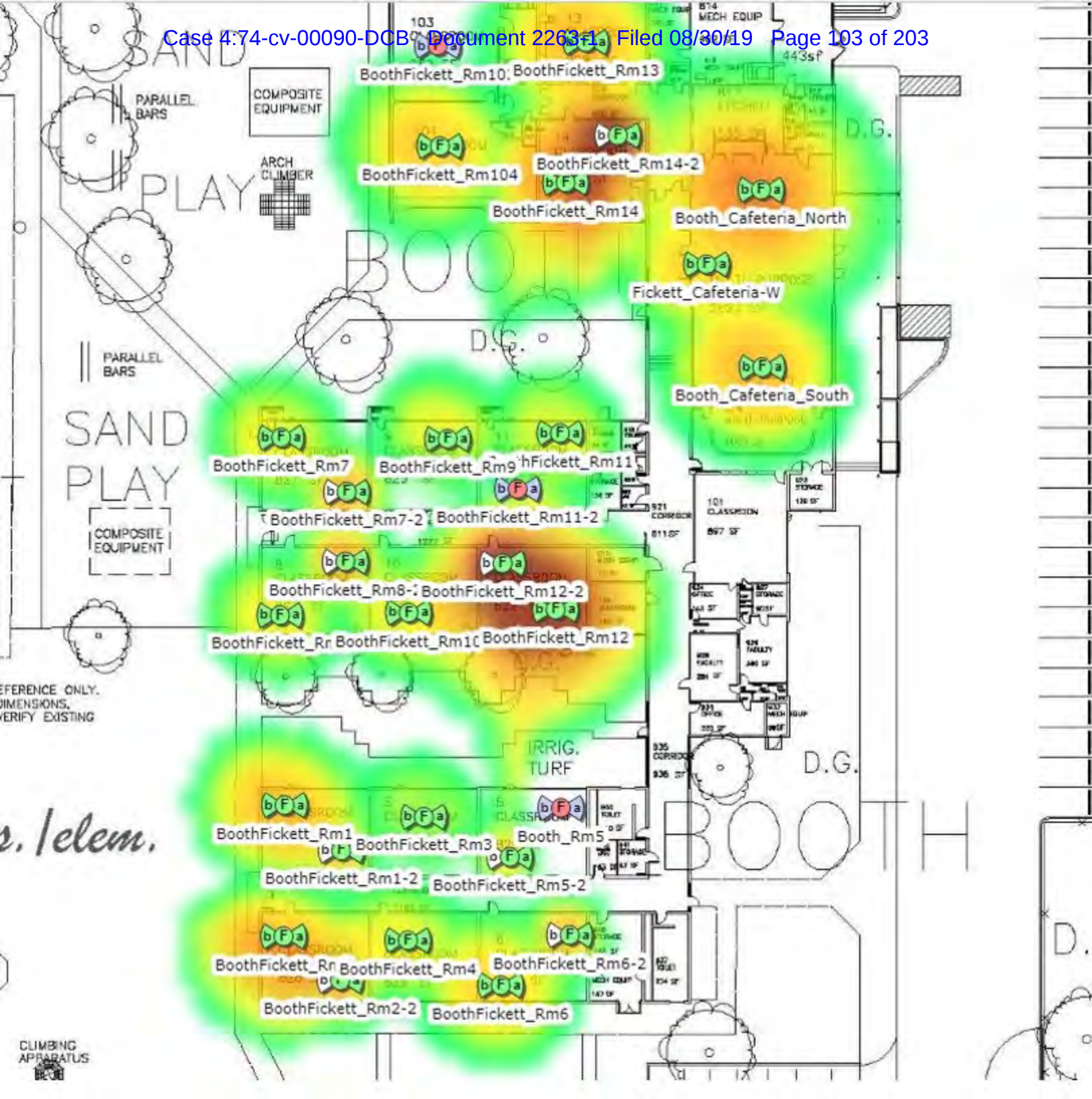
- 3x4 MIMO with three spatial streams
- MRC
- 802.11ac beamforming
- 20-, 40-, and 80-MHz channels
- PHY data rates up to 1.3 Gbps (80 MHz in 5 GHz)
- Packet aggregation: A-MPDU (Tx/Rx), A-MSDU (Tx/Rx)
- 802.11 DFS

Site Name	Aps
BANKS	58
BLENMAN	65
BLOOM	57
BONILLAS	57
BOOTH-FICKETT	120
BORMAN	61
BORTON	54
CARRILLO	44
CATALINA	167
CAVETT	61
CHOLLA	174
COLLIER	48
CRAGIN	55
DAVIDSON	46
DAVIS	41
DIETZ	65
DODGE	46
DOOLEN	103
DRACHMAN	60
DUNHAM	46
FORD	49
FRUCHTHENDLER	45
GALE	44
GRIDLEY	93
GRIJALVA	69
HENRY	50
HOLLADAY	42
HOLLINGER	77
HOWELL	45
HUDLOW	51
HUGHES	37
IRENE ERICKSON	58
JOHNSON	50
KELLOND	68
LAWRENCE	89
LINEWEAVER	58
LYNNURQUIDES	65
MAGEE	86
MALDONADO AMELIA	51
MANSFELD	96
MANZO	53
MARSHALL	56
MARYMEREDITH	28
MAXWELL	85
MCCORKLE	127
MILES	43

MILLER	66
MISSIONVIEW	52
MYERS-GANOUNG	63
NAYLOR	92
OCHOA	48
OYAMA	59
PISTOR	103
PROJECTMORE	19
PUEBLOGARDENS	53
PUEBLO	160
RINCON	172
ROBINS	63
ROBISON	51
ROSE	63
ROSKRUGE	46
SABINO	118
SAFFORD	114
SAHUARO	138
SANTARITA	121
SECRIST	60
SEWELL	40
SOLENG TOM	58
TAPP	24
STEELE	55
TOLSON	53
TUCSON	268
TULLY	51
UTTERBACK	103
VAIL	93
VALENCIA	65
VANBUSKIRK	57
VESEY	77
WARREN	45
WHEELER	65
WHITE	41
WHITMORE	50
WRIGHT	50

# EXHIBIT D

Booth-Fickett



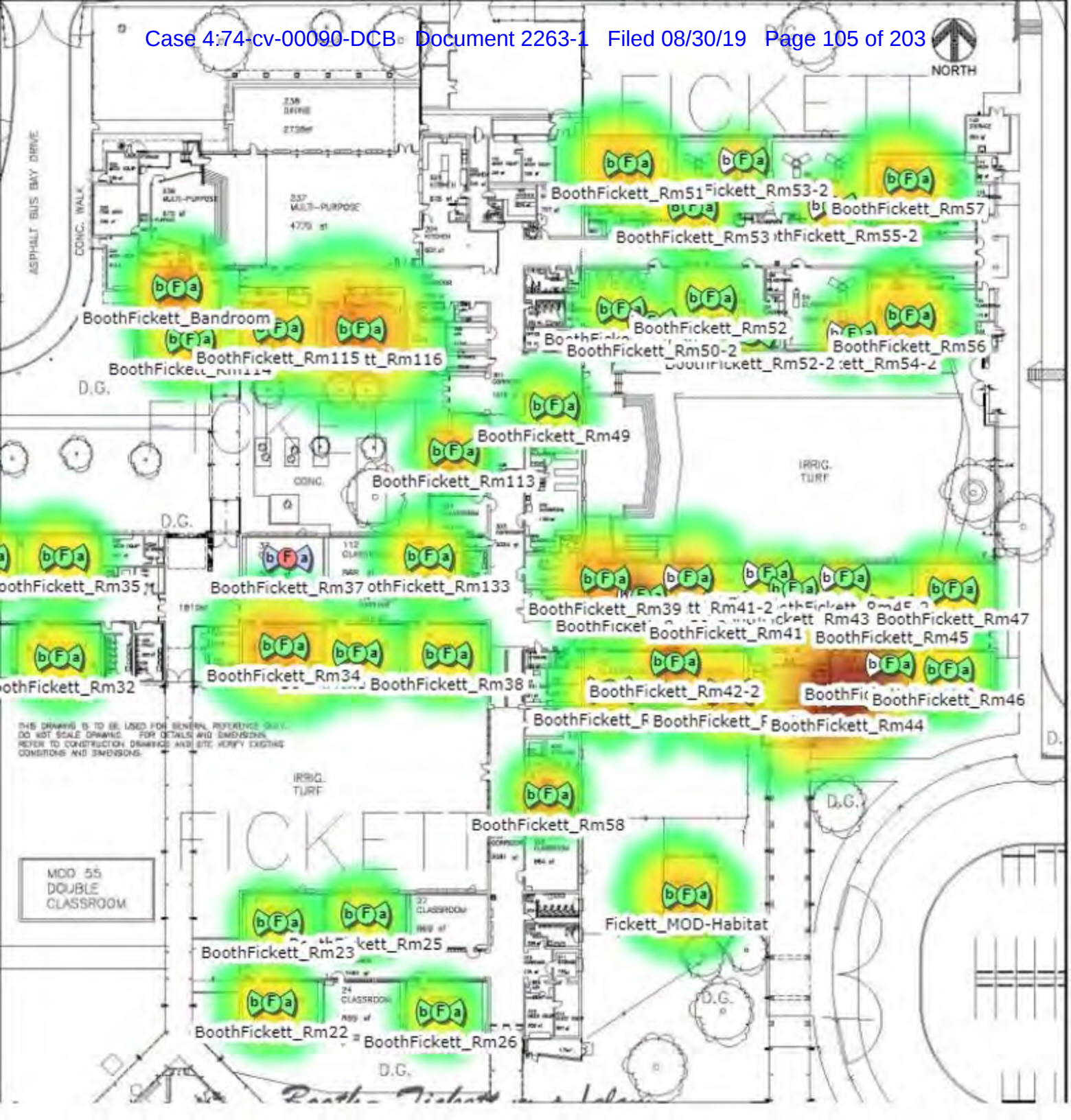
REFERENCE ONLY.  
DIMENSIONS,  
VERIFY EXISTING

*s. / elem.*

CLIMBING  
APPARATUS







BoothFickett\_Bandroom  
BoothFickett\_Rm115 tt\_Rm116  
BoothFickett\_Rm114

BoothFickett\_Rm51 Fickett\_Rm53-2  
BoothFickett\_Rm57  
BoothFickett\_Rm53 th Fickett\_Rm55-2

BoothFickett\_Rm52  
BoothFickett\_Rm50-2  
BoothFickett\_Rm52-2 ttt\_Rm54-2  
BoothFickett\_Rm56

BoothFickett\_Rm49

BoothFickett\_Rm113

BoothFickett\_Rm37 othFickett\_Rm133

BoothFickett\_Rm39 tt\_Rm41-2 th Fickett\_Rm43 BoothFickett\_Rm47  
BoothFickett\_Rm41 BoothFickett\_Rm45

BoothFickett\_Rm34 BoothFickett\_Rm38 BoothFickett\_Rm42-2 BoothFickett\_Rm46

BoothFickett\_F BoothFickett\_F BoothFickett\_Rm44

BoothFickett\_Rm58

Fickett\_MOD-Habitat

BoothFickett\_Rm23 kett\_Rm25

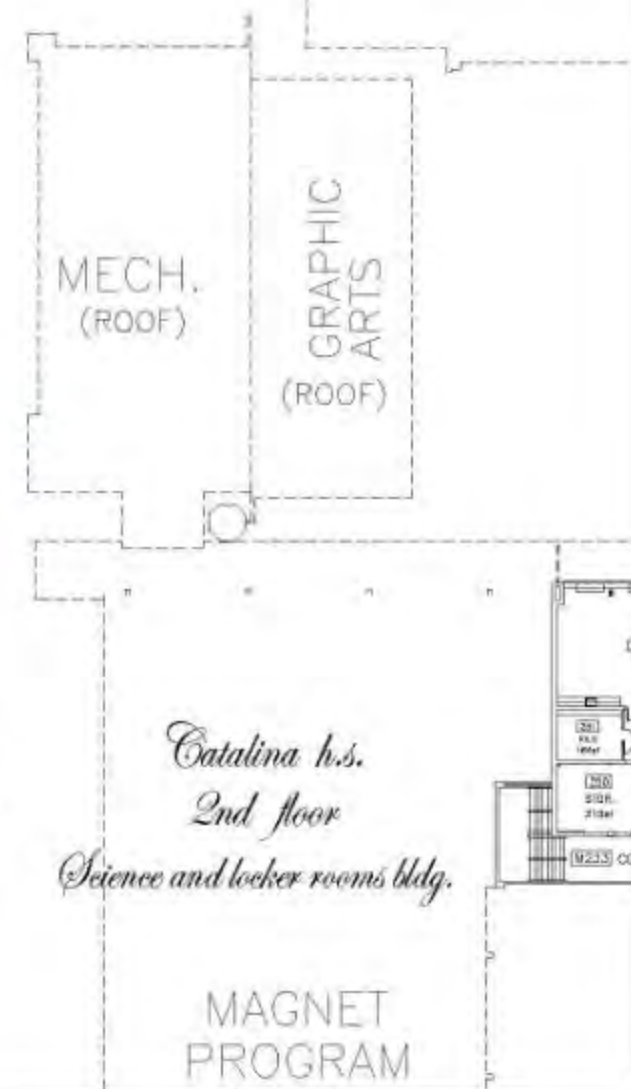
BoothFickett\_Rm22 BoothFickett\_Rm26

MOD 55  
DOUBLE  
CLASSROOM

THIS DRAWING IS TO BE USED FOR GENERAL REFERENCE ONLY.  
DO NOT SCALE DRAWING FOR DETAILS AND DIMENSIONS.  
REFER TO CONSTRUCTION DRAWINGS AND ETC VERIFY EXISTING  
CONDITIONS AND DIMENSIONS.

Catalina

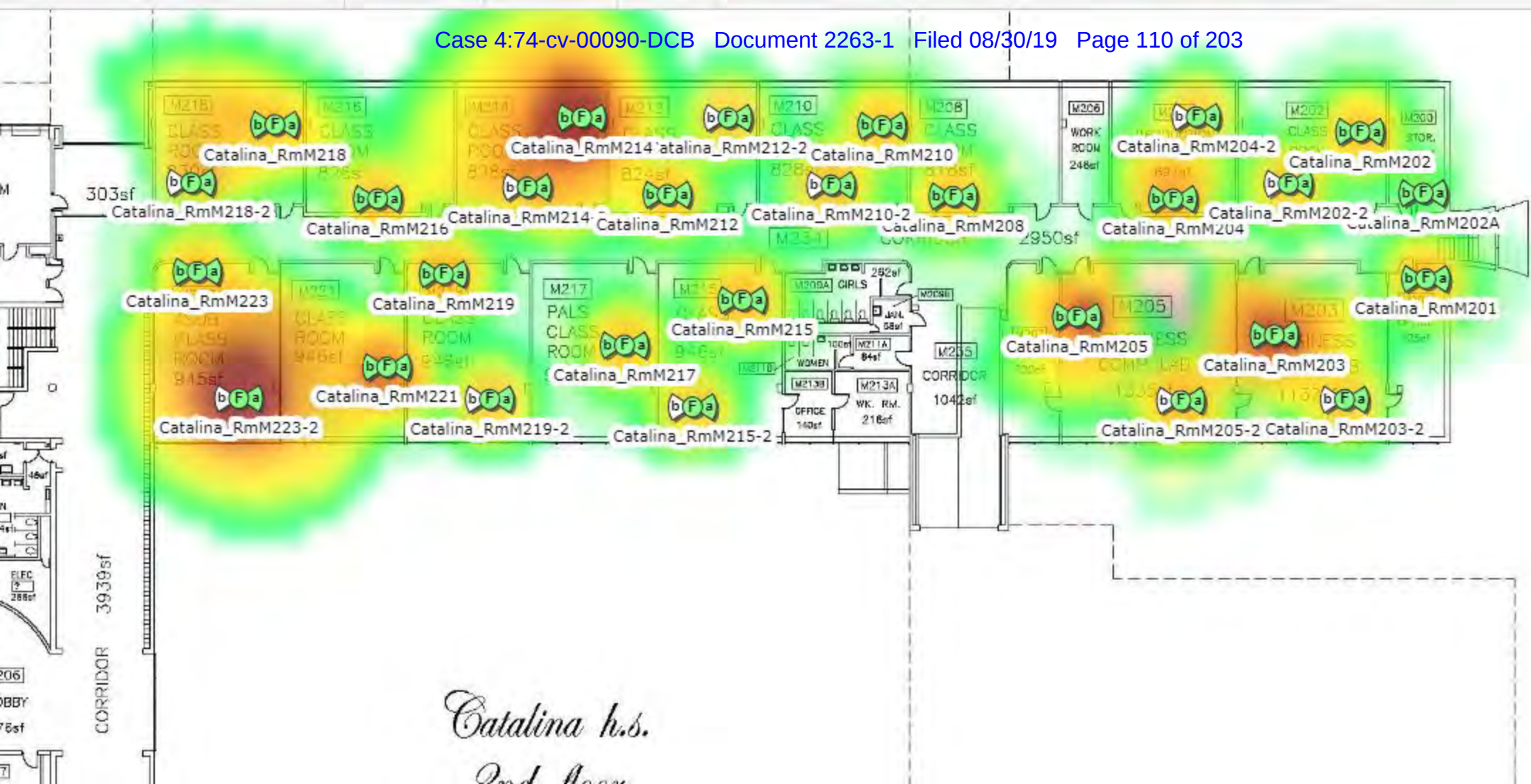
THIS DRAWING IS TO BE USED FOR INFORMATION ONLY. IT IS NOT TO BE USED FOR CONSTRUCTION. DO NOT SCALE DRAWING. FOR DETAILS AND DIMENSIONS, REFER TO CONSTRUCTION DRAWINGS AND SITE. VERIFY EXISTING CONDITIONS AND DIMENSIONS.



**TUSD**  
Engineering  
Building for Catalina  
Catalina 2nd dwg 3645 E. Pima  
2nd flr - Science & Locker Rm's  
Oct 1, 2003  
Catalina High  
1" = 40'  
2023 E. Kinross, Tucson, AZ 85718  
ARCHITECTURAL AND PLANNING SERVICES







*Catalina h.s.*

*Ind. Area*



**TUSD**  
 TULSA UNIVERSITY STUDENT DESIGN  
 ENGINEERING  
 PLANNING SERVICES  
 Catalina 1st.dwg  
 1st flr - New Gym  
 Jan 22, 2004  
 Catalina High

THIS DRAWING IS TO BE USED FOR GENERAL REFERENCE ONLY. DO NOT SCALE DRAWING. FOR DETAILS AND DIMENSIONS, REFER TO CONSTRUCTION DRAWINGS AND SITE VISIT. CHECKING CONDITIONS AND DIMENSIONS.

180  
 160  
 140

*Catalina High*

**TUSD**  
ENGINEERING  
PLANNING SERVICES  
Guiding for Children  
2020 E. Market, Liberty, AZ 85719

Cata 1st.dwg 3645 E. Pima  
1st flr - Nth Gym, Gr.Arts, & Central Plant

THIS DRAWING IS TO BE USED FOR GENERAL REFERENCE ONLY.  
DO NOT SCALE DRAWING. FOR DETAILS AND DIMENSIONS,  
REFER TO CONSTRUCTION DRAWINGS AND SITE VERIFY EXISTING  
CONDITIONS AND DIMENSIONS.



Catalina\_AERO-Hangar-OAP  
NORTH

NORTH  
GYM

Catalina\_NorthGym-West

101  
TRAINING  
ROOM  
1572sf

100  
LOCKER  
ROOM  
200sf

IRRIG. TURF.

122  
STOR  
152sf

123  
STOR  
561sf

Catalina\_WoodShop

Catalina\_ElectricShop

117  
SHOWERS  
508sf

112  
LOCKER  
500sf

Catalina\_ComputerLab

Catalina\_SheetMetalShop

119  
MAT  
ROOM  
829sf

C118  
CORRIDOR  
8875sf

COOLING  
TOWER

100  
BOILER  
ROOM  
809sf

Catalina\_IntrSch\_Rm112

Catalina\_IntrSchRm106

101  
MECHANICAL  
ROOM  
2886sf

GRAP  
ARTS

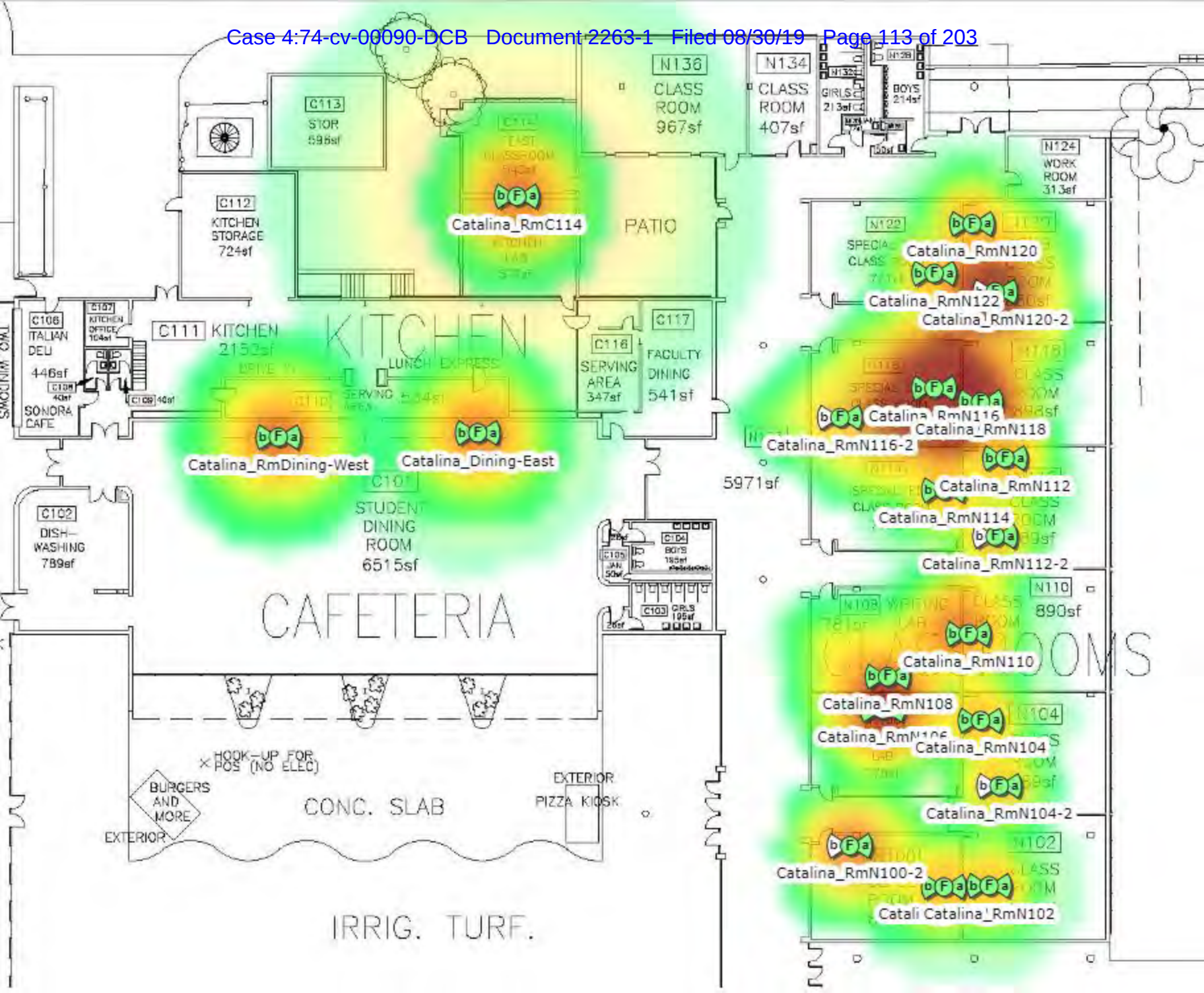
IRRIG. TURF.

IRRIG. TURF.

PIZZA KITCHEN  
EXTERIOR

BURGERS  
AND  
MORE  
EXTERIOR





# CAFETERIA

# CLASSROOMS

HOOK-UP FOR POS (NO ELEC)

BURGERS AND MORE

EXTERIOR

CONC. SLAB

EXTERIOR PIZZA KIOSK

IRRIG. TURF.

C113  
STOR  
696sf

C112  
KITCHEN  
STORAGE  
724sf

Catalina\_RmC114

N136  
CLASS  
ROOM  
967sf

N134  
CLASS  
ROOM  
407sf

N132  
GIRLS  
213sf

N128  
BOYS  
214sf

N124  
WORK  
ROOM  
313sf

C108  
ITALIAN  
DELI  
446sf

C107  
KITCHEN  
OFFICE  
104sf

C109  
SONORA  
CAFE  
43sf

C111  
KITCHEN  
2152sf

C117  
FACULTY  
DINING  
541sf

Catalina\_RmDining-West

Catalina\_Dining-East

C102  
DISH-  
WASHING  
789sf

C101  
STUDENT  
DINING  
ROOM  
6515sf

C104  
BOYS  
182sf

C105  
JAN  
50sf

C103  
GIRLS  
105sf

N120  
SPECIAL  
CLASS  
771sf

Catalina\_RmN120

Catalina\_RmN122

Catalina\_RmN120-2

Catalina\_RmN116-2

Catalina\_RmN116

Catalina\_RmN118

Catalina\_RmN112-2

Catalina\_RmN112

Catalina\_RmN114

Catalina\_RmN112-2

N110  
WRITING  
CLASS  
ROOM  
890sf

Catalina\_RmN110

Catalina\_RmN108

Catalina\_RmN104

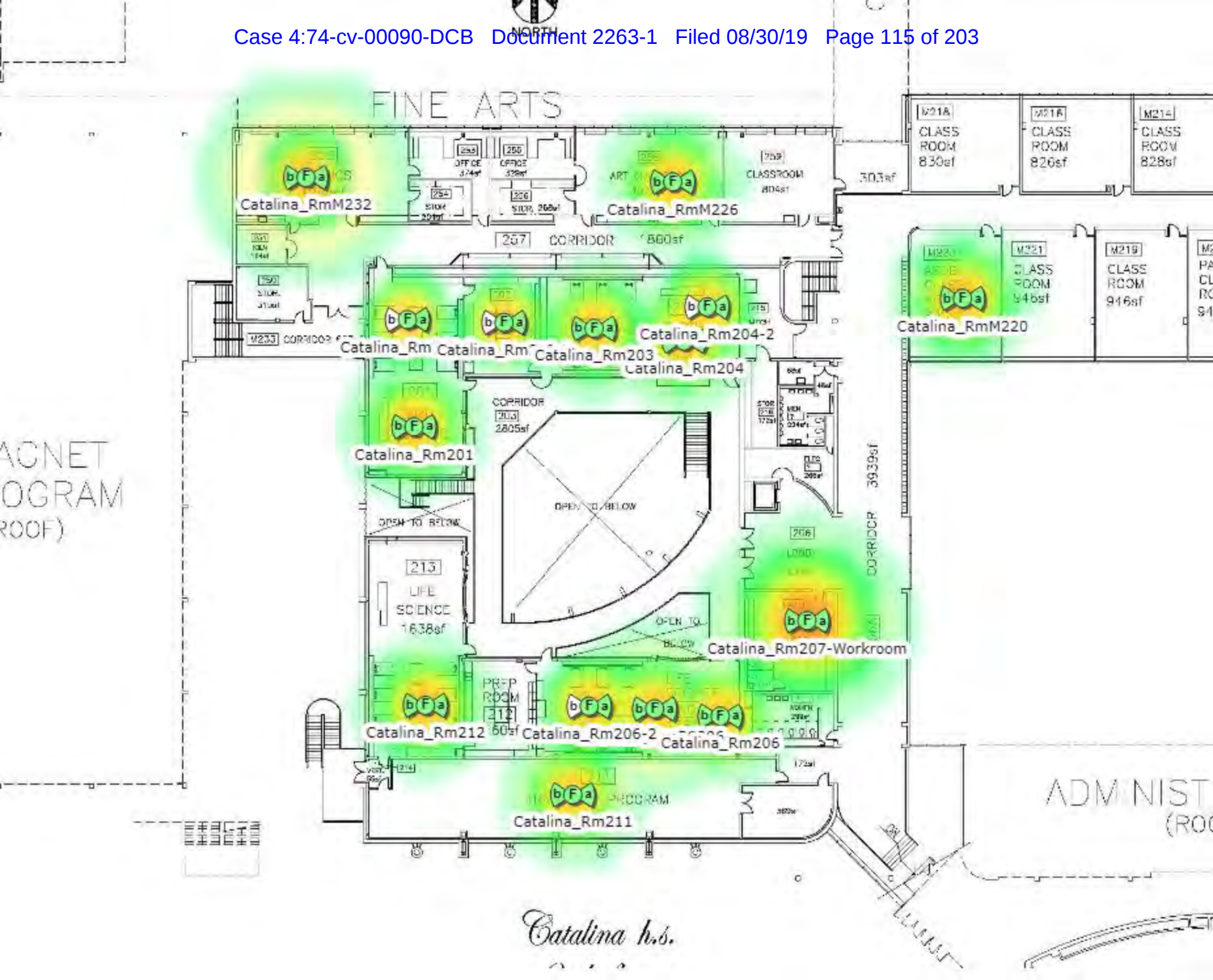
Catalina\_RmN104

Catalina\_RmN104-2

Catalina\_RmN100-2

Catalina\_RmN102





Catalina h.s.

Cragin



*Cragin elem.*

TUCSON BOULEVARD

*Cragin elem.*

D LEVEL

D LEVEL

65A MOD 6B 65B  
P1 P2  
B10af CLASSROOM B10af

P1  
P2  
B02af

C B  
ROOM

MOD 42  
42A 42B  
B10af B10af

RAMADA

Cragin\_Rm Cragin\_Rm25

IRRIG. TURF

IRRIG. TURF

IRRIG. TURF

IRRIG. TURF

IRRIG. TURF

Cragin\_Cafeteria\_West Cragin\_Cafeteria\_East

Cragin\_Rm1 Cragin\_Rm8-2 Cragin\_RM Cragin\_Office

Cragin\_AdminHall

Cragin\_Rm2

Cragin\_Rm1

Cragin\_Rm11

Cragin\_Rm Cragin\_Rm Cragin\_Rm16

Cragin\_Workroom

Cragin\_Rm Cragin\_Rm15 Cragin\_Rm17

Cragin\_Lounge Cragin\_Conference

Cragin\_Rm18

Cragin\_Rm19\_OAP

Cragin\_Rm Cragin\_Rm20

Cragin\_Rm Cragin\_Rm22

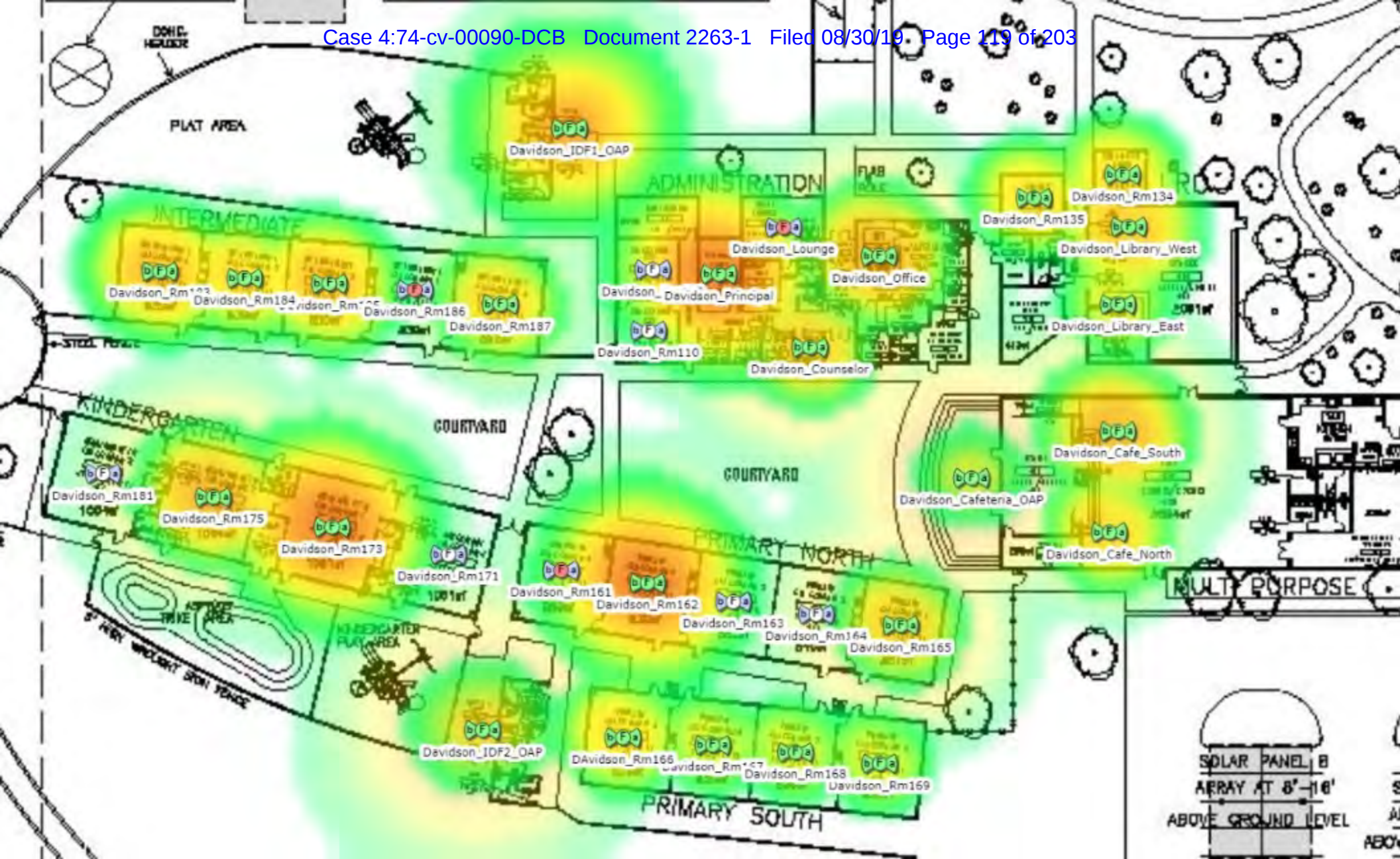
Cragin\_Rm23

Cragin\_Rm27

Cragin\_Rm24

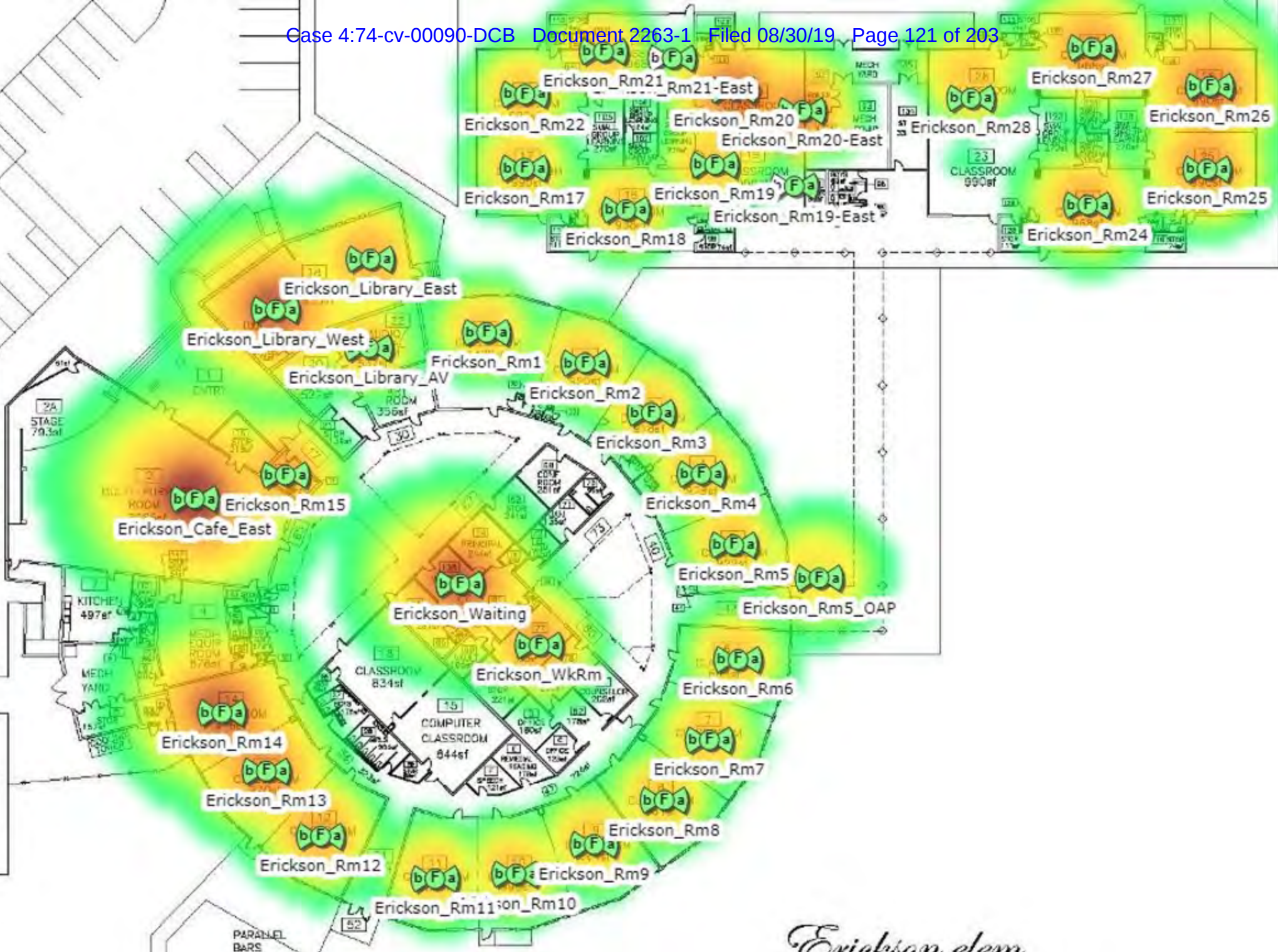
Cragin\_Rm Cragin\_Rm25

Davidson



Erickson





*Erickson elem.*

Fruchthändler

*Fruchthendler elem.*



Hollinger



Sam Hughes

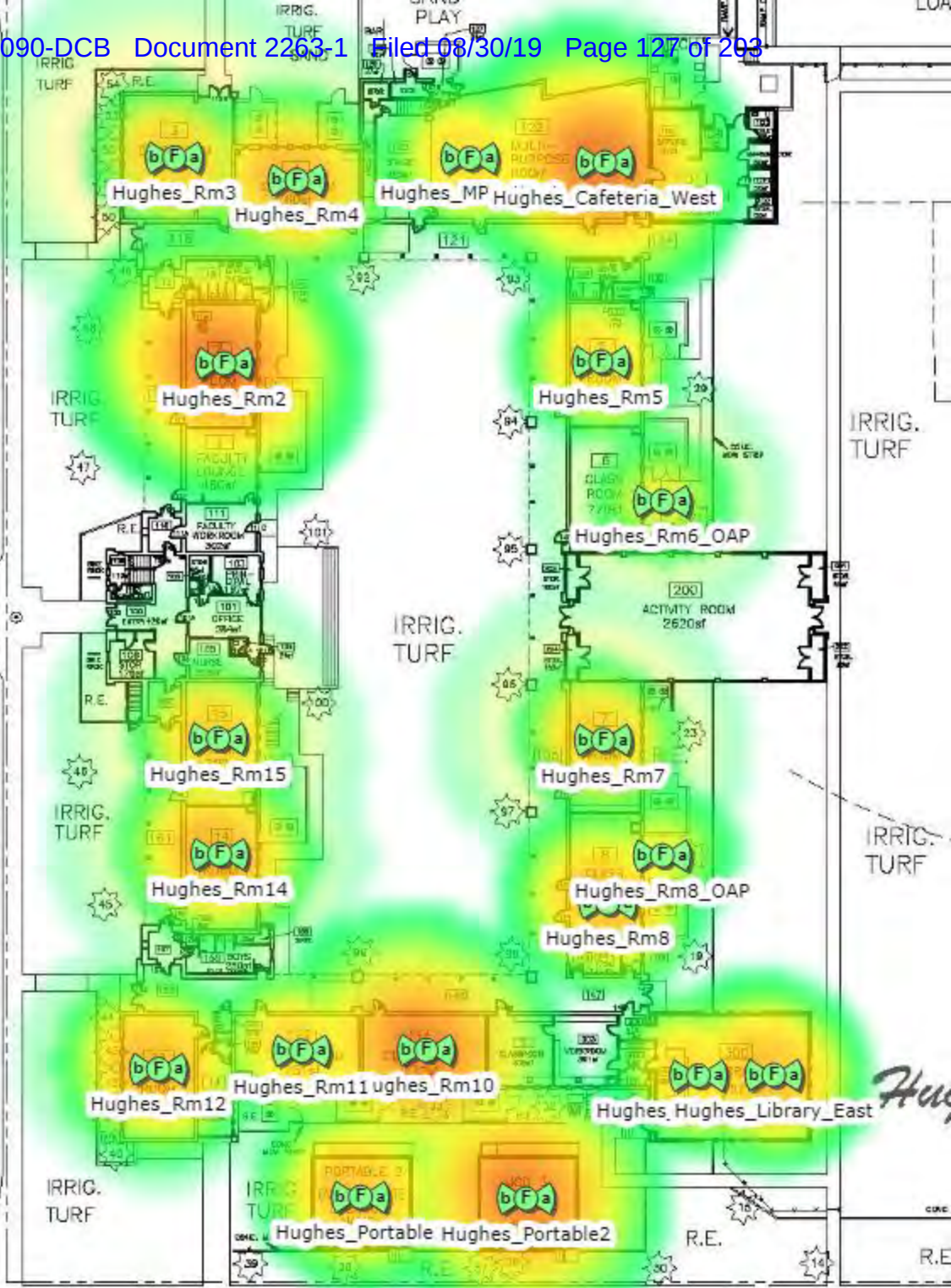


TOWER PLAN

SECOND FLOOR PLAN

BASEMENT PLAN

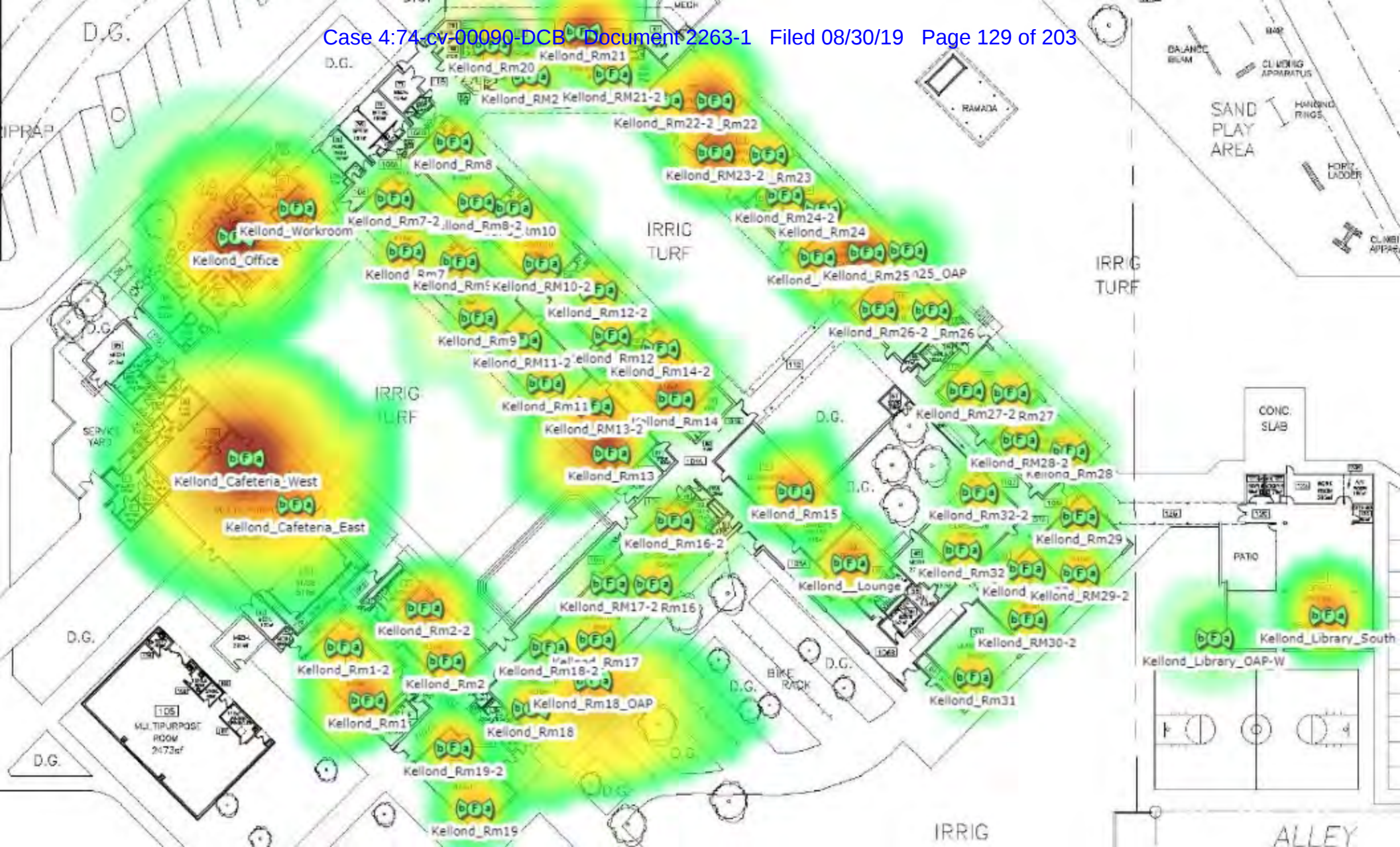
WILSON AVENUE



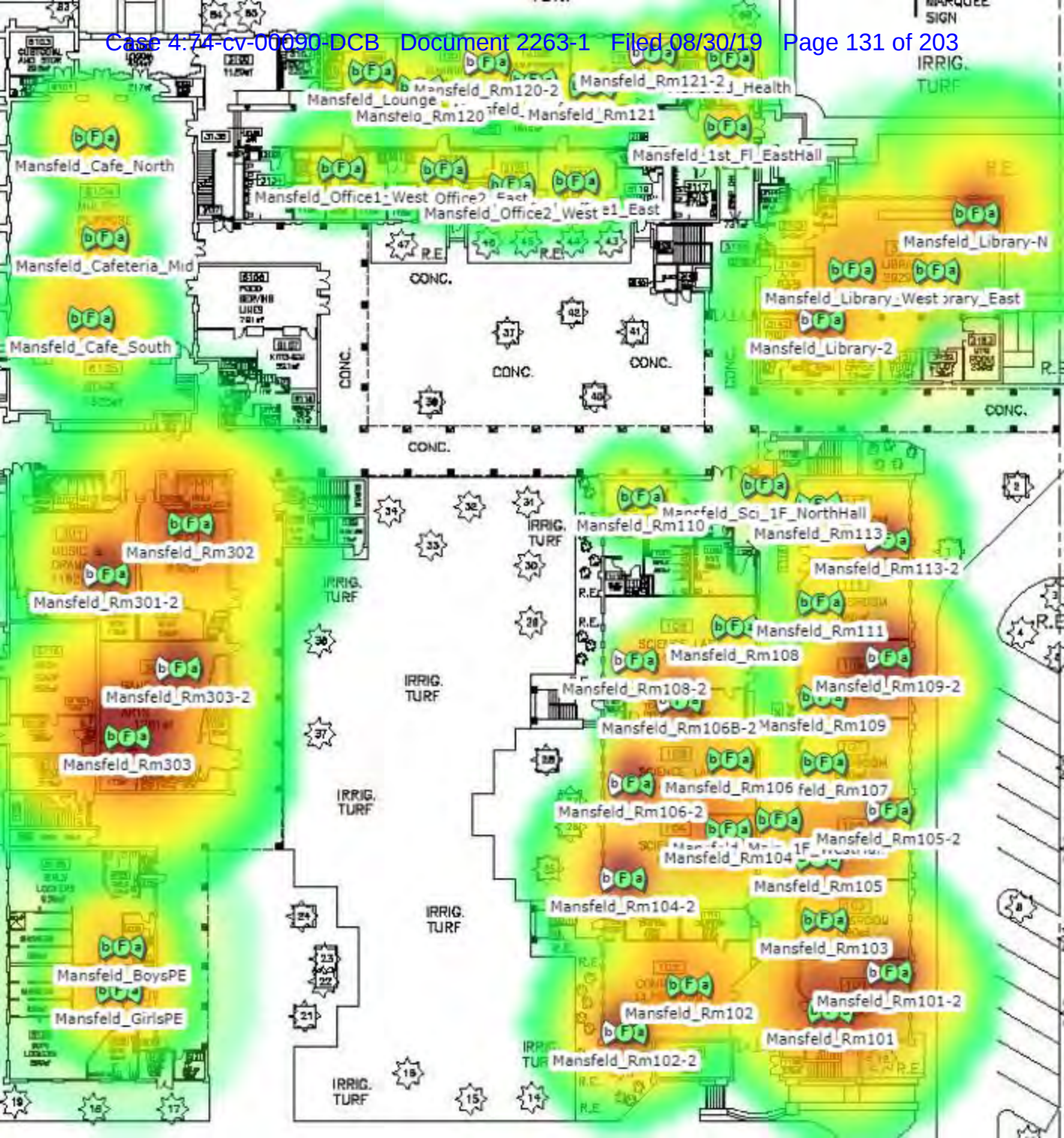
Hughes

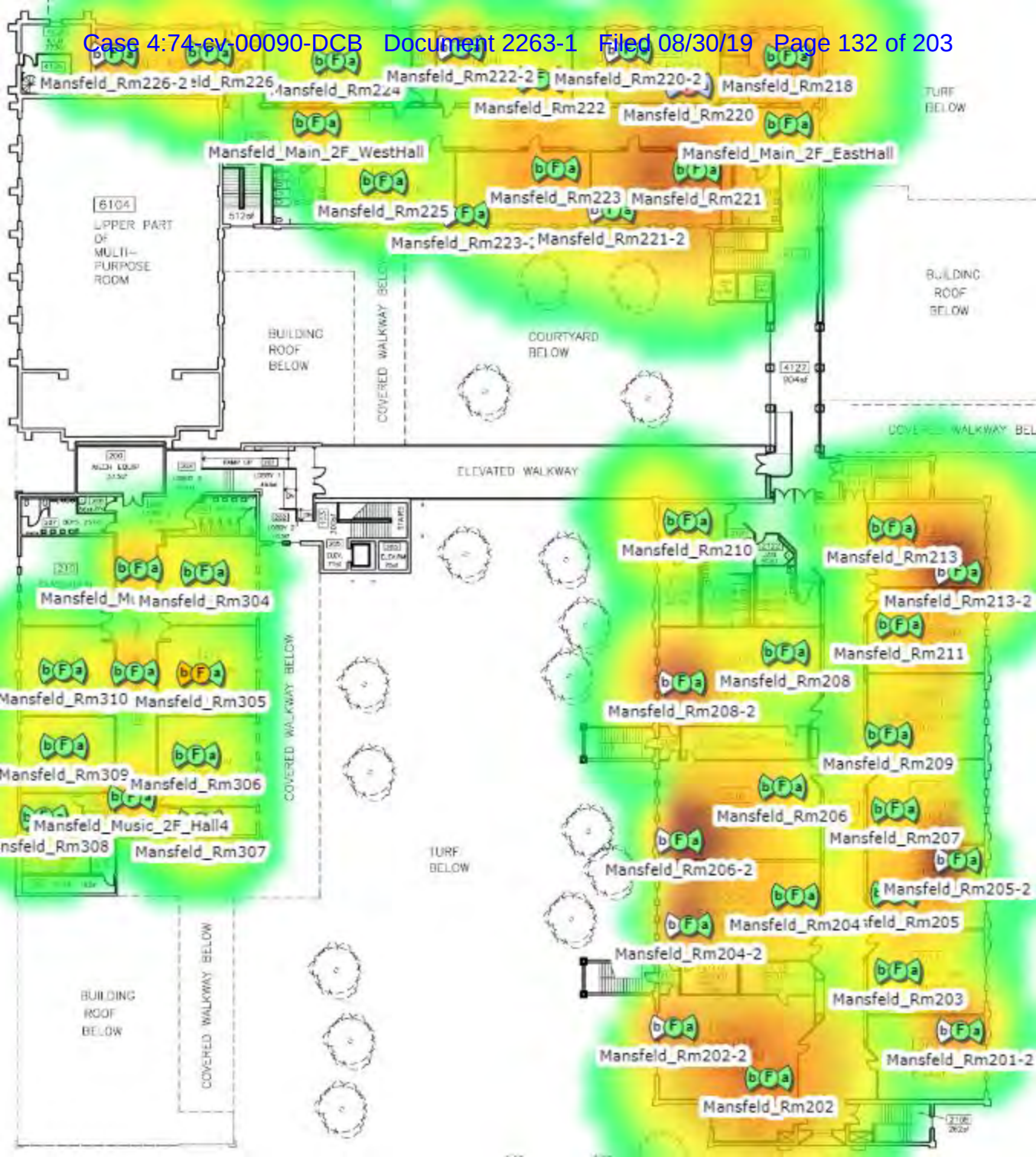
Kellond



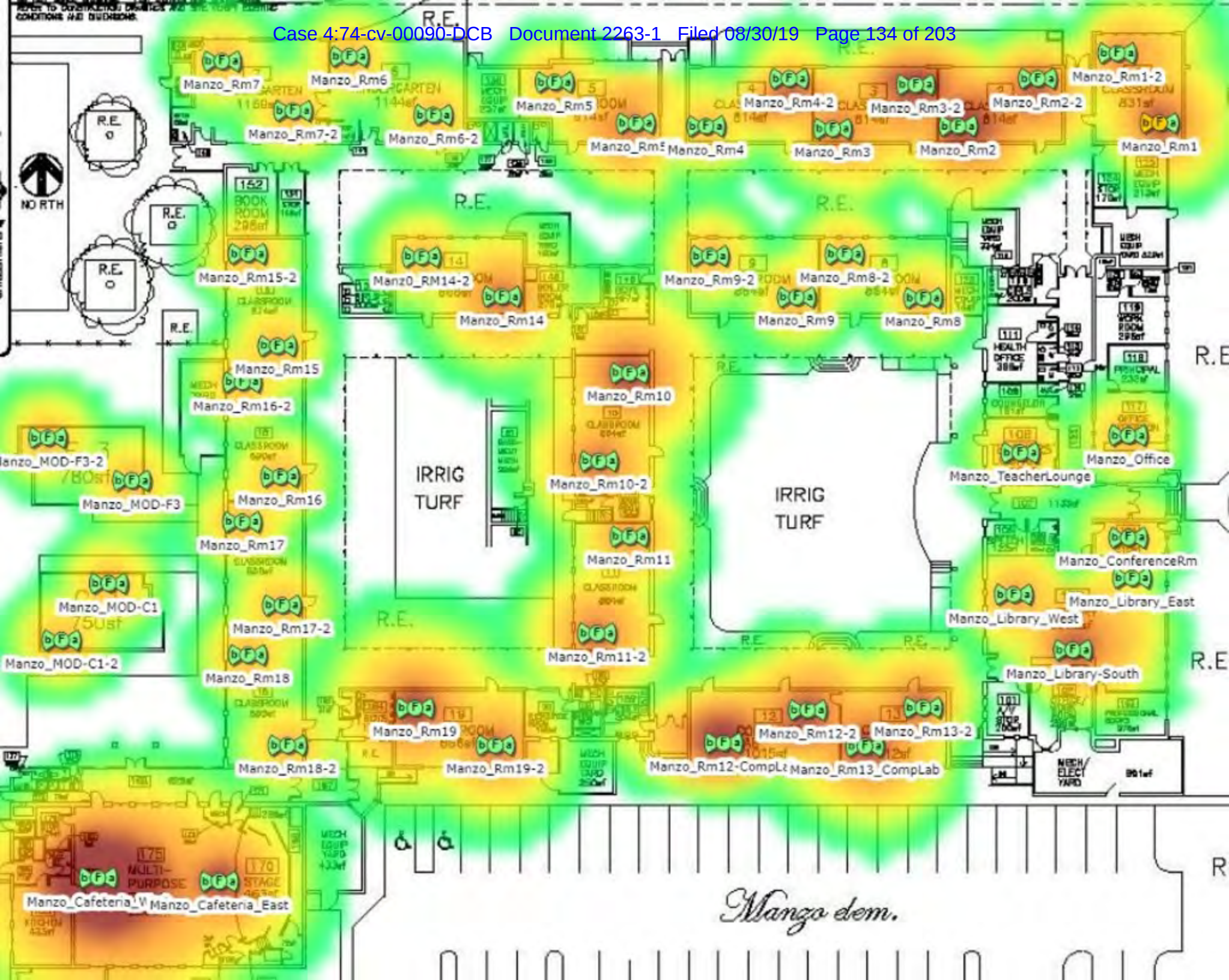


Mansfeld

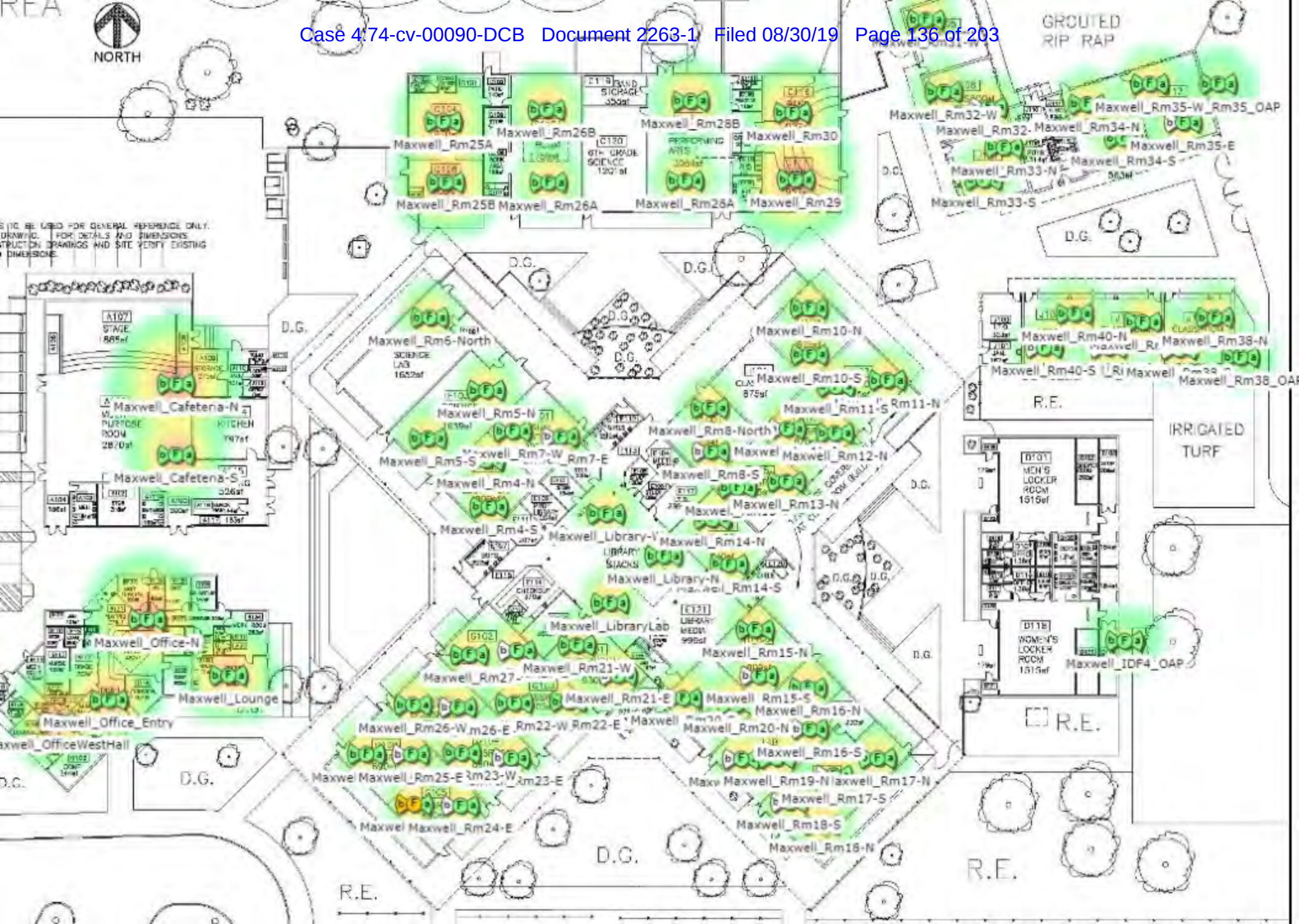




Manzo



Maxwell



THIS DRAWING IS TO BE USED FOR GENERAL REFERENCE ONLY. FOR DETAILS AND DIMENSIONS SEE CONSTRUCTION DRAWINGS AND SITE. VERIFY EXISTING DIMENSIONS.

GRADED RIP RAP

R.E.

IRRIGATED TURF

R.E.

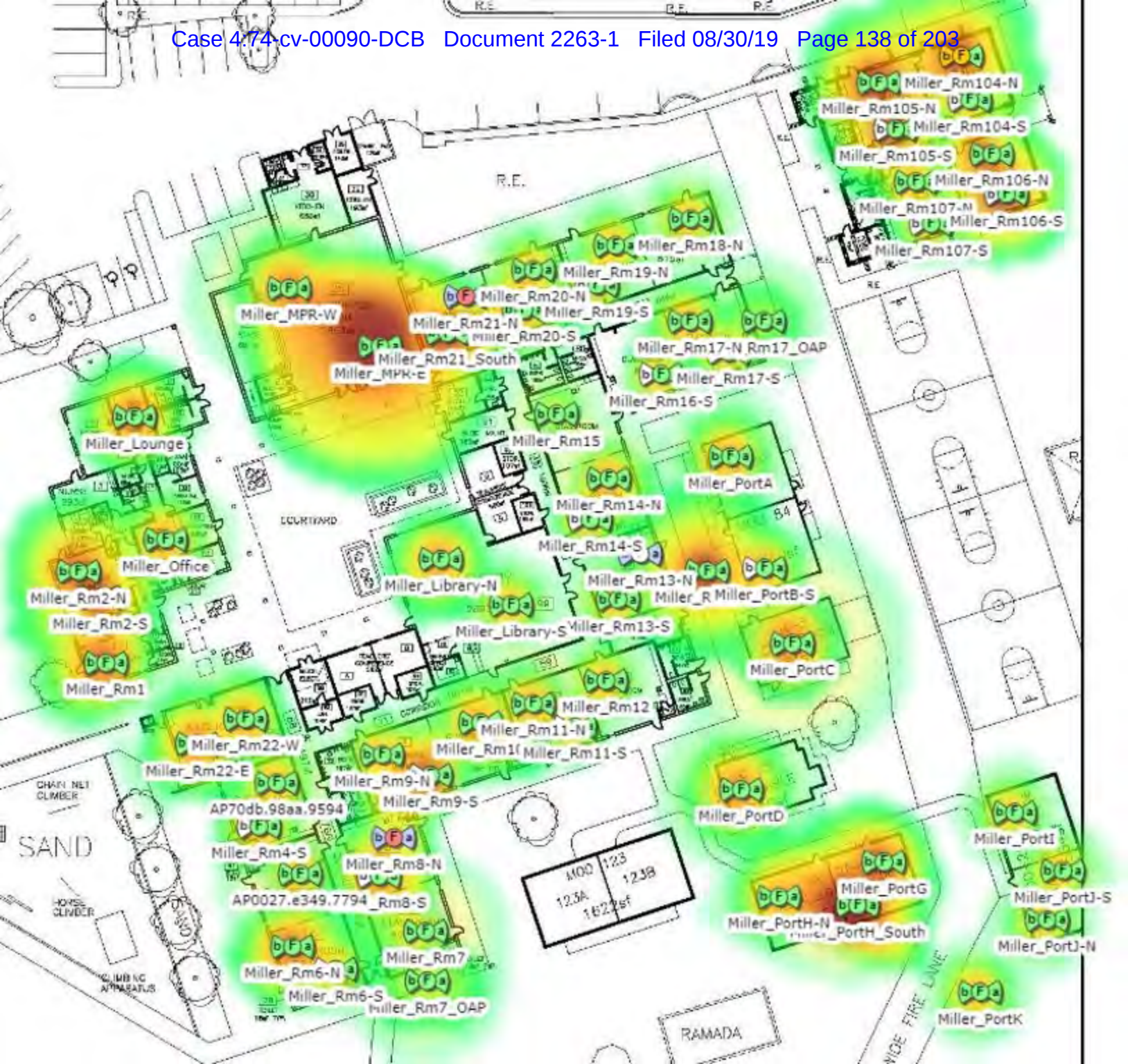
R.E.

R.E.

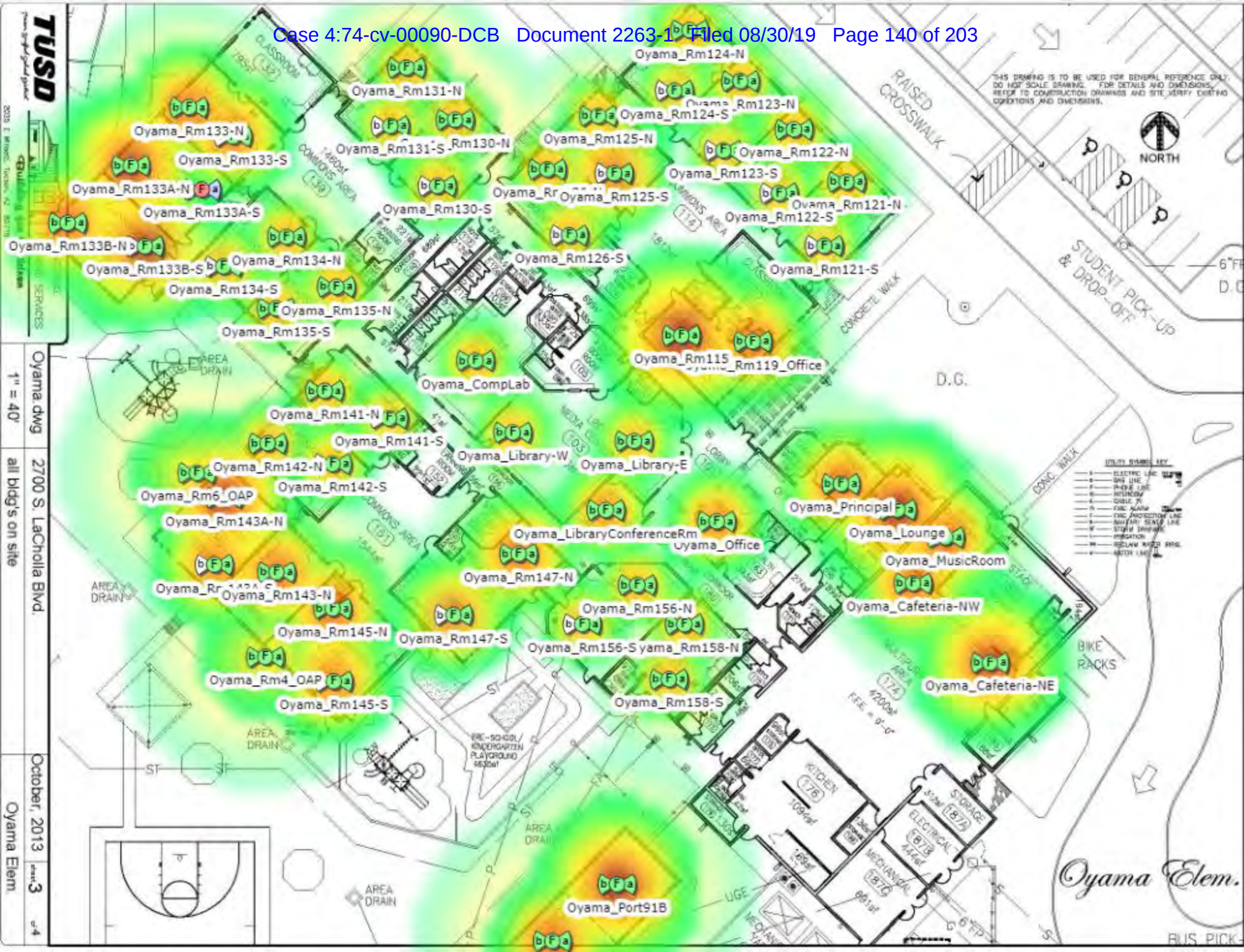




Miller



Oyama



THIS DRAWING IS TO BE USED FOR GENERAL REFERENCE ONLY. DO NOT SCALE DRAWING. FOR DETAILS AND DIMENSIONS, REFER TO CONSTRUCTION DRAWINGS AND SITE VISIT VERIFY EXISTING CONDITIONS AND DIMENSIONS.



RAISED CROSSWALK  
CONCRETE WALK  
STUDENT PICK-UP & DROP-OFF

D.G.

- UTILITY SYMBOL KEY
- ELECTRIC LINE
  - GAS LINE
  - WATER LINE
  - FIBER OPTIC LINE
  - FIRE PROTECTION LINE
  - STAIR WALK
  - MECHANICAL
  - RECLAIM WATER PIPE
  - WATER LINE II

TUSD  
Tulare Unified School District

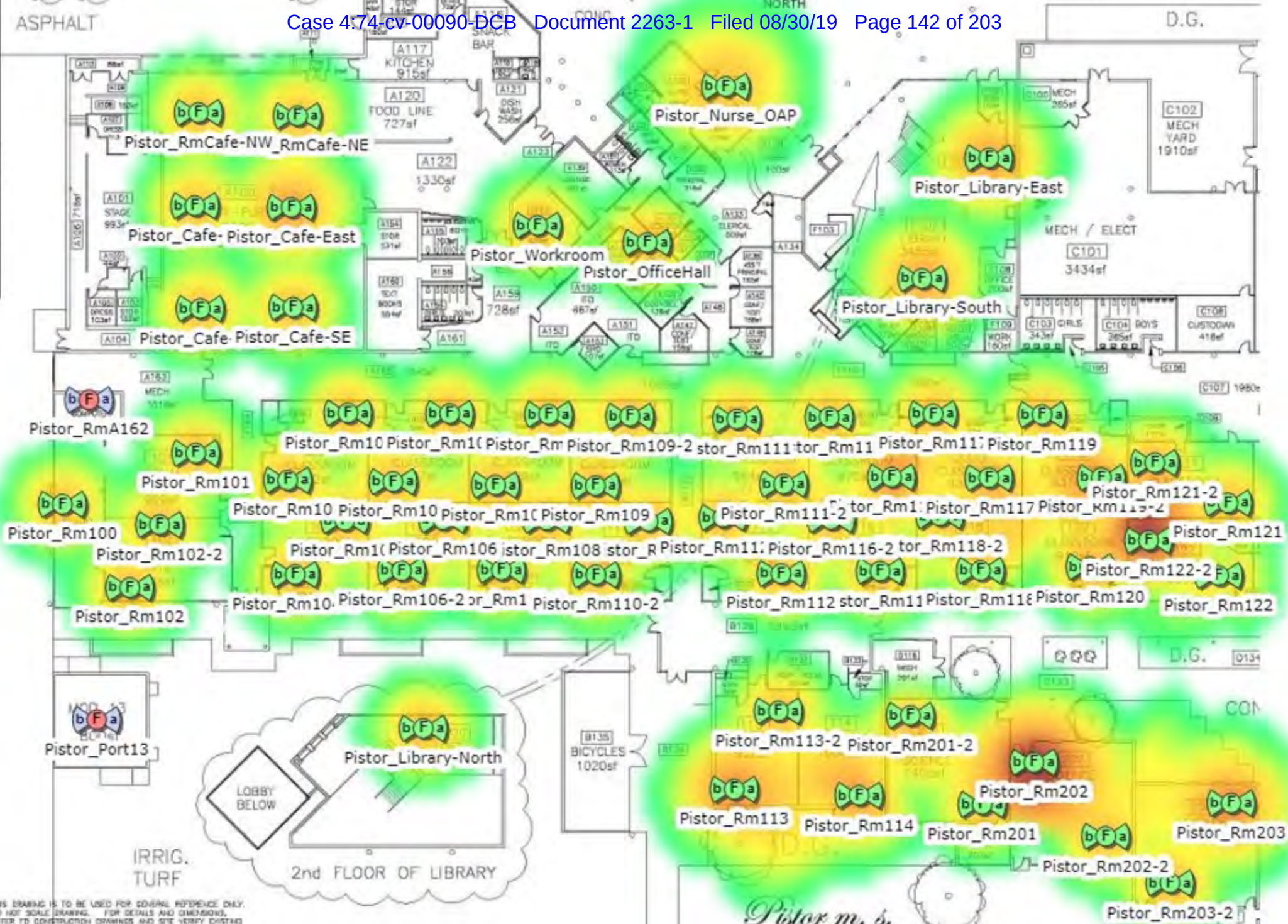
Oyama.dwg  
2700 S. Lacholla Blvd.  
all bldgs on site

October, 2013  
sheet 3 of 4  
Oyama Elem.

Oyama Elem.

BUS PICK-UP

Pistor

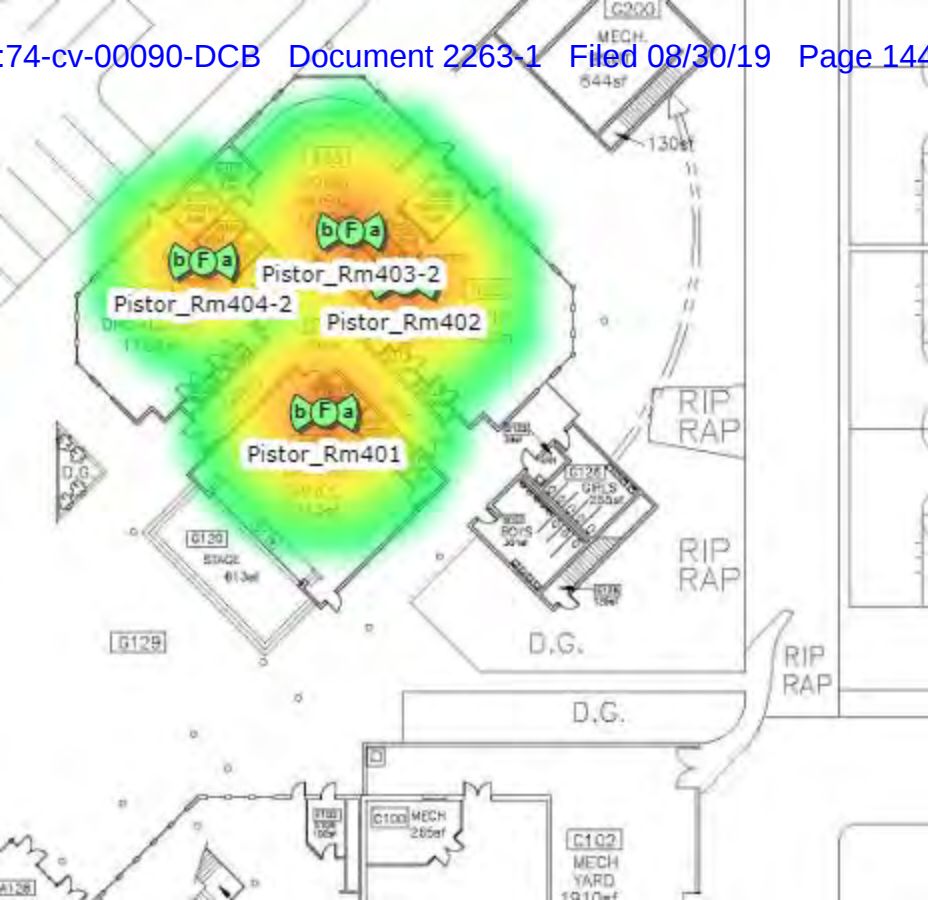


THIS DRAWING IS TO BE USED FOR GENERAL REFERENCE ONLY. DO NOT SCALE DRAWING. FOR DETAILS AND DIMENSIONS, REFER TO CONSTRUCTION DRAWINGS AND SITE VISIT DRAWING.

*Pistor m.s.*

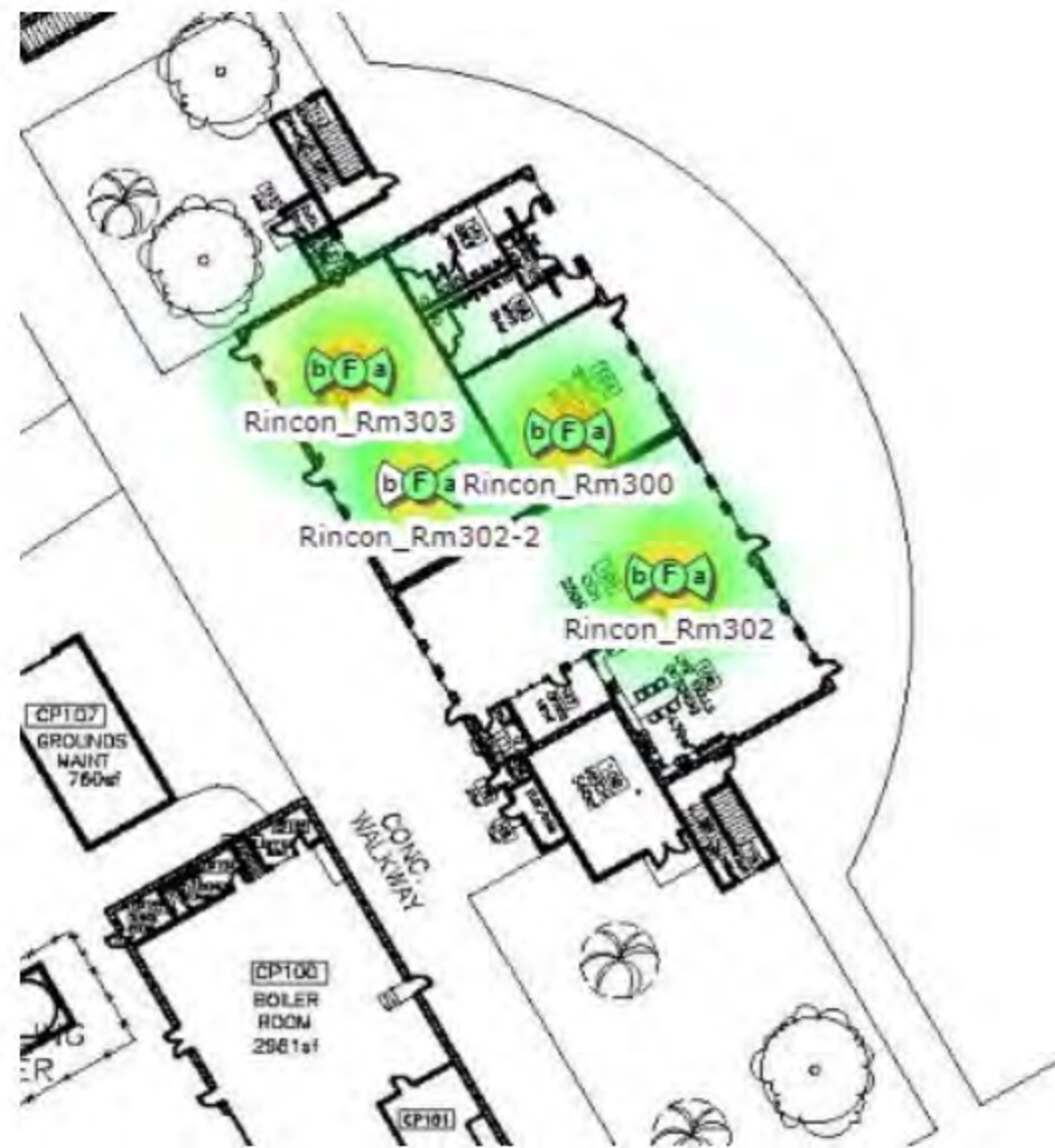


*Pistor m.s.*



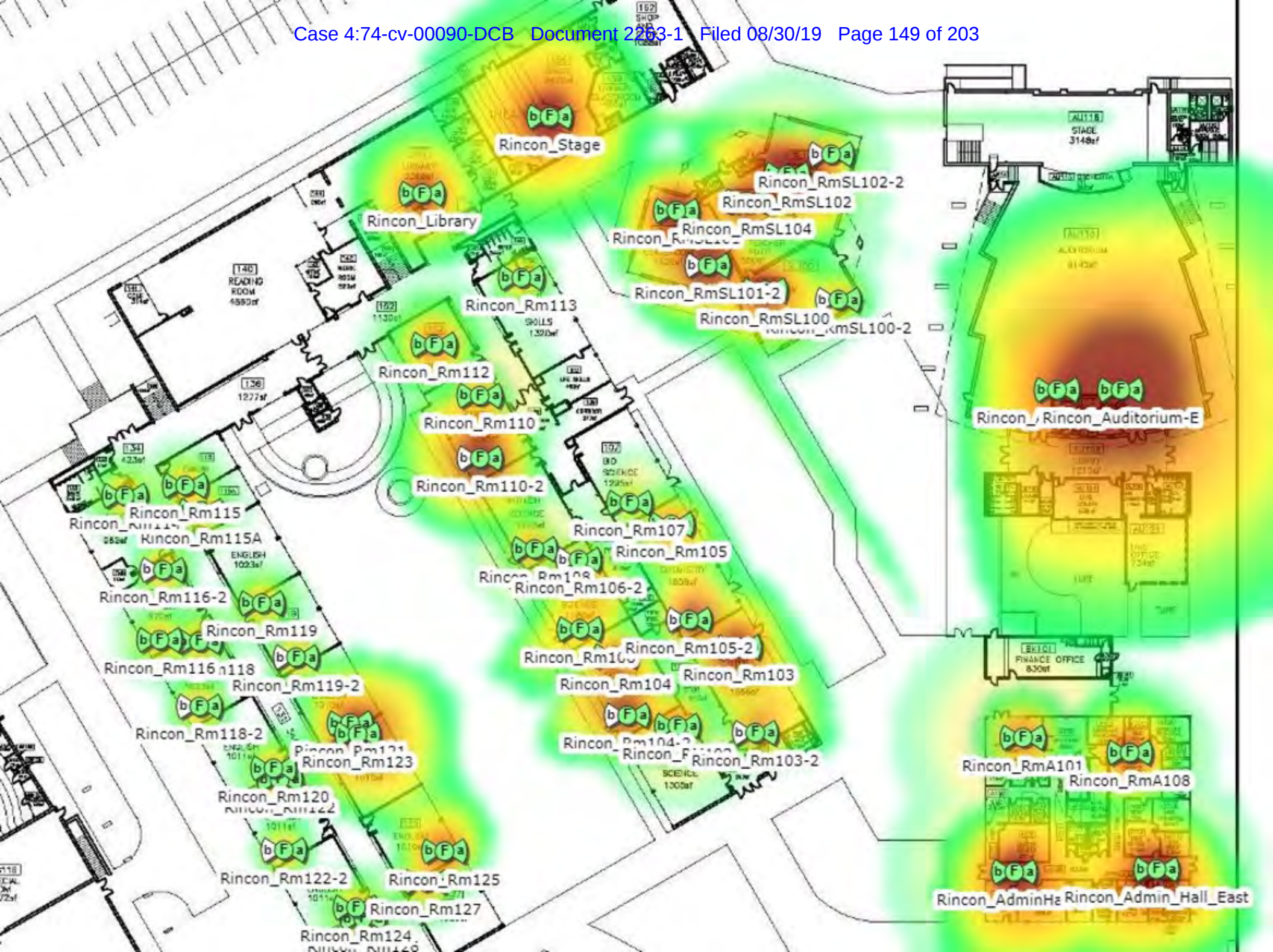


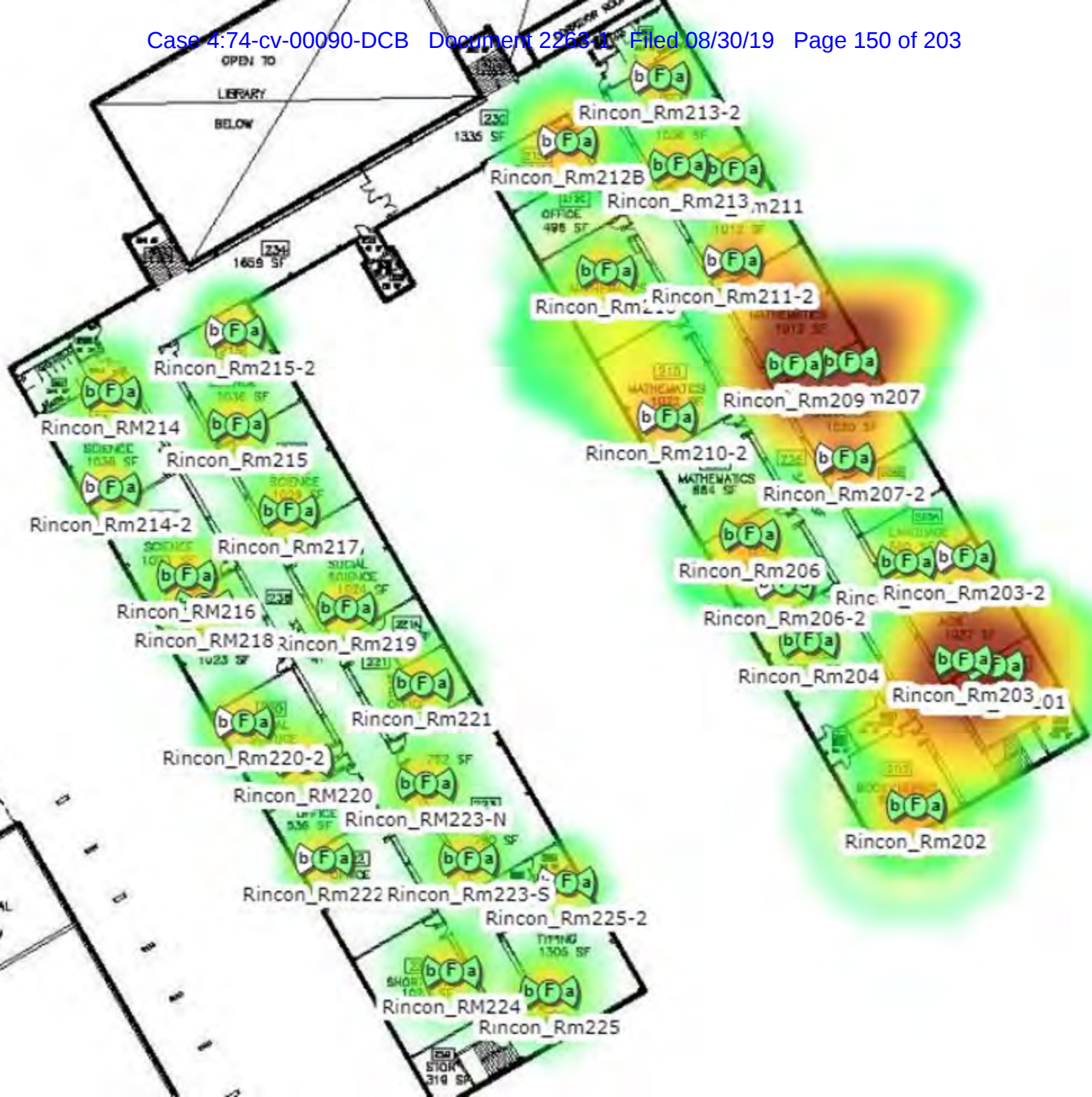
Rincon













SCIENCE CLASSROOMS

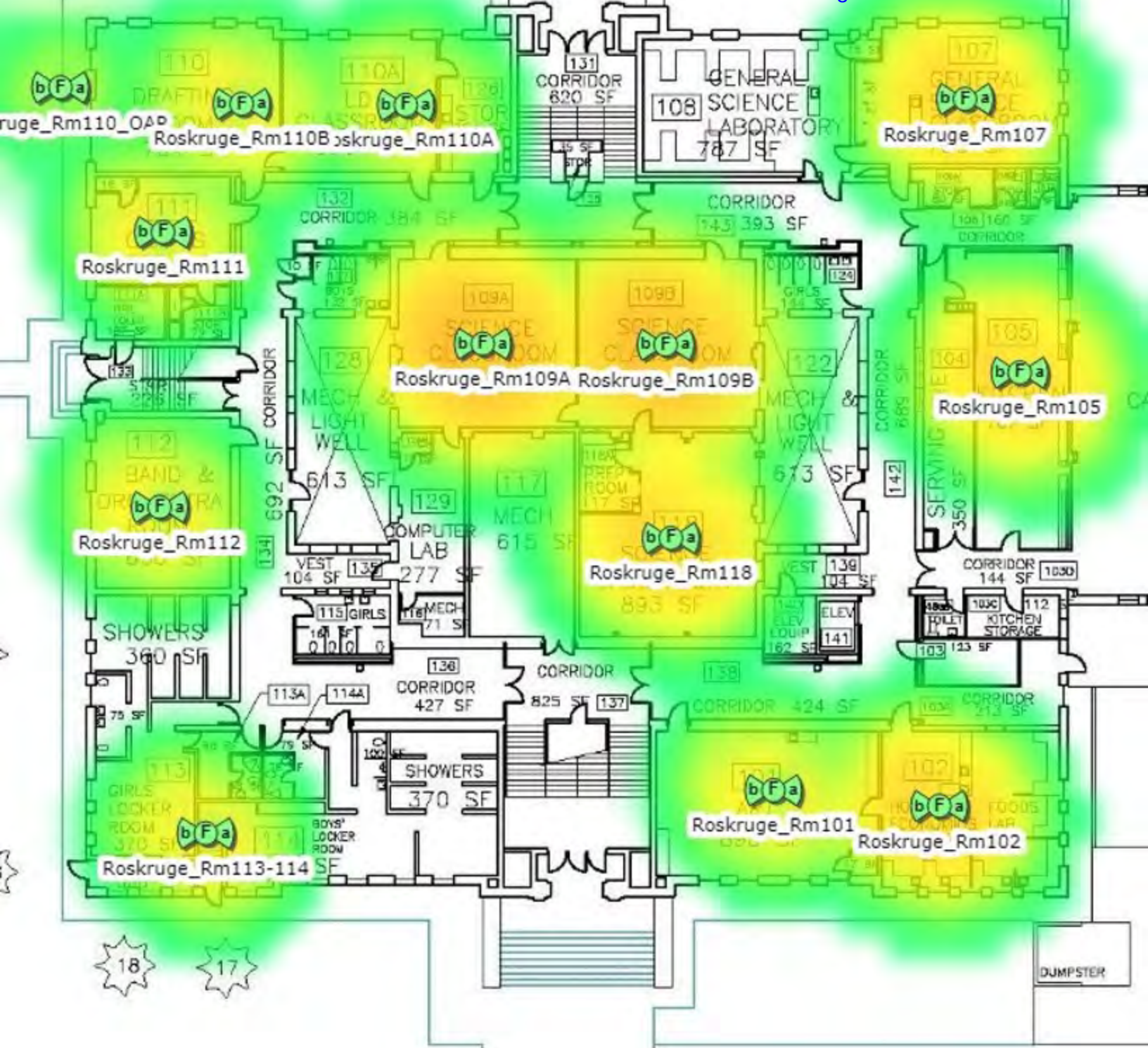
CLASSROOM BUILDING & LIBRARY

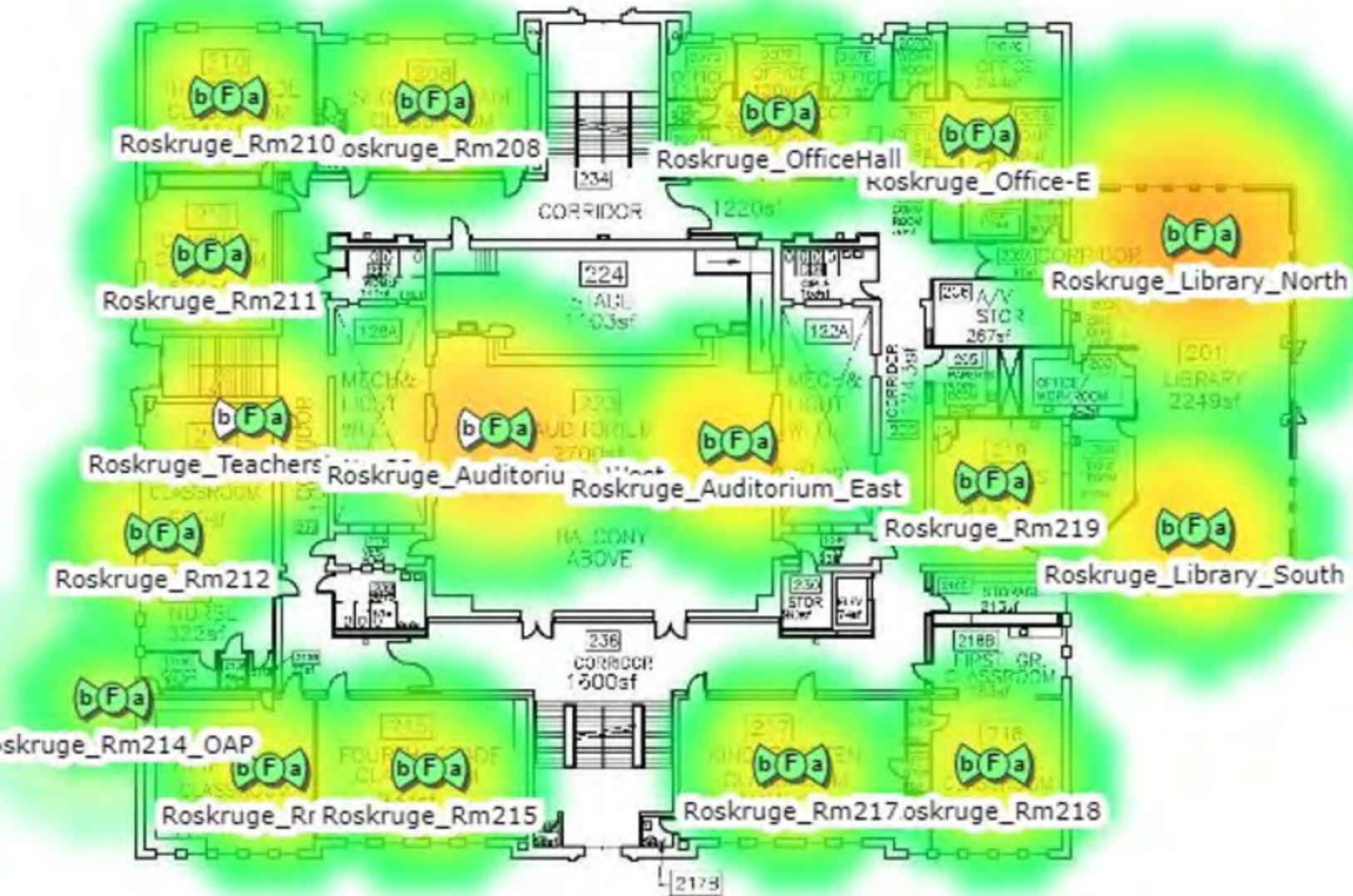
basement  
RINCON H.S.

GIRLS' GYM

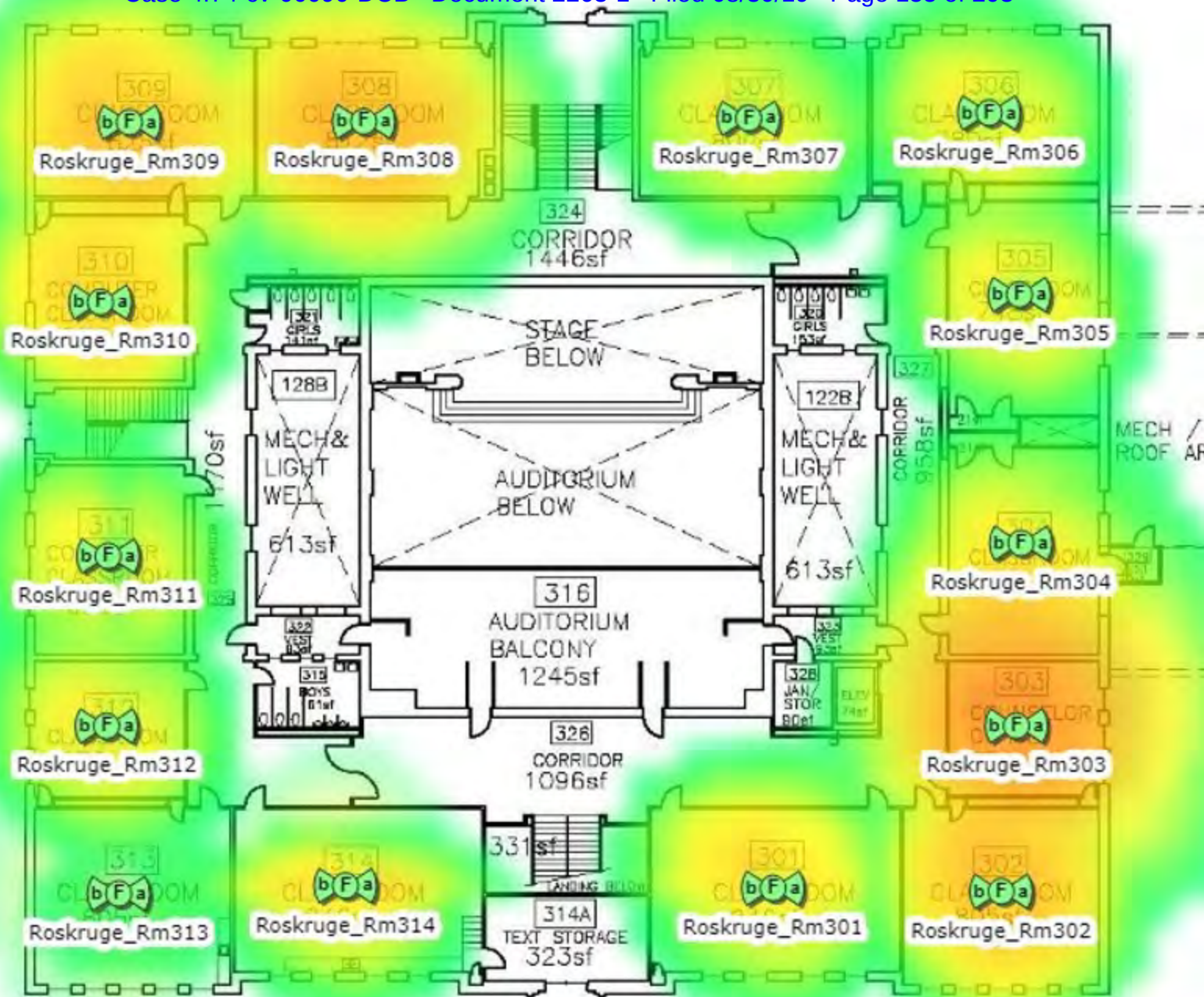
Roskruge



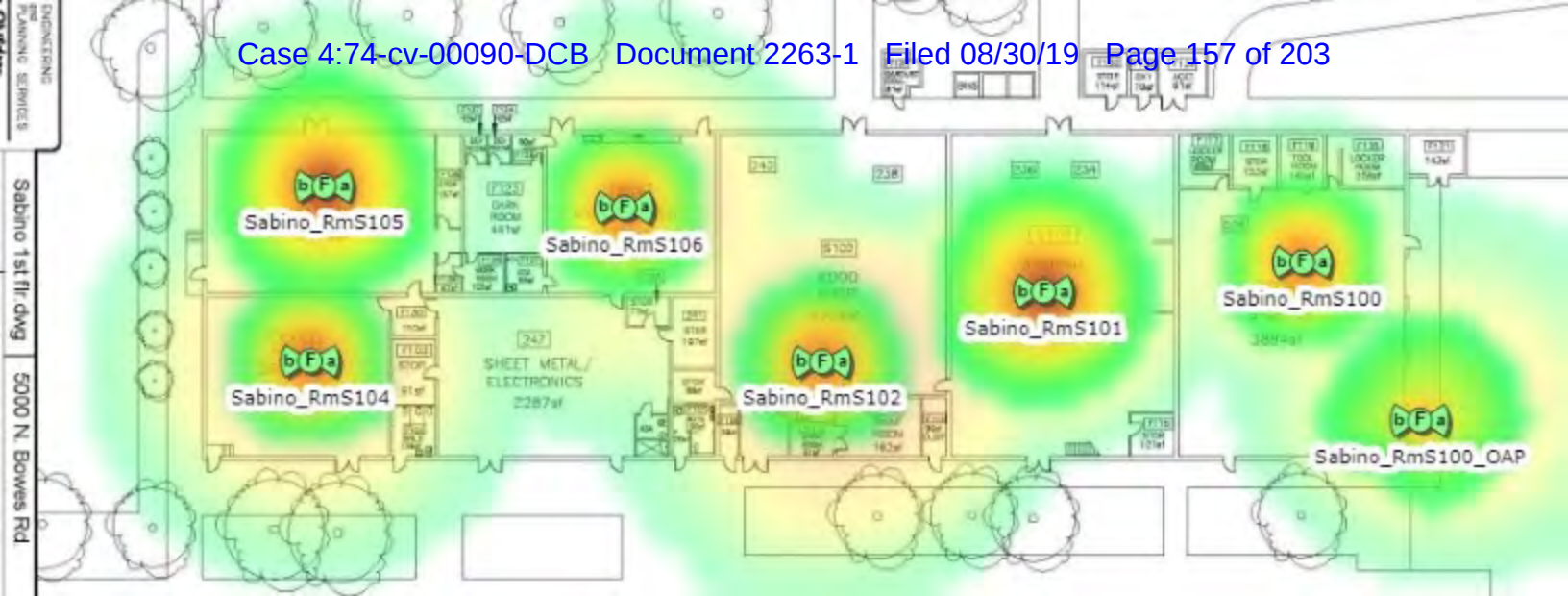




FIRST FLOOR



Sabino



bFa  
Sabino\_RmS105

bFa  
Sabino\_RmS106

bFa  
Sabino\_RmS104

247  
SHEET METAL/  
ELECTRONICS  
2287sf

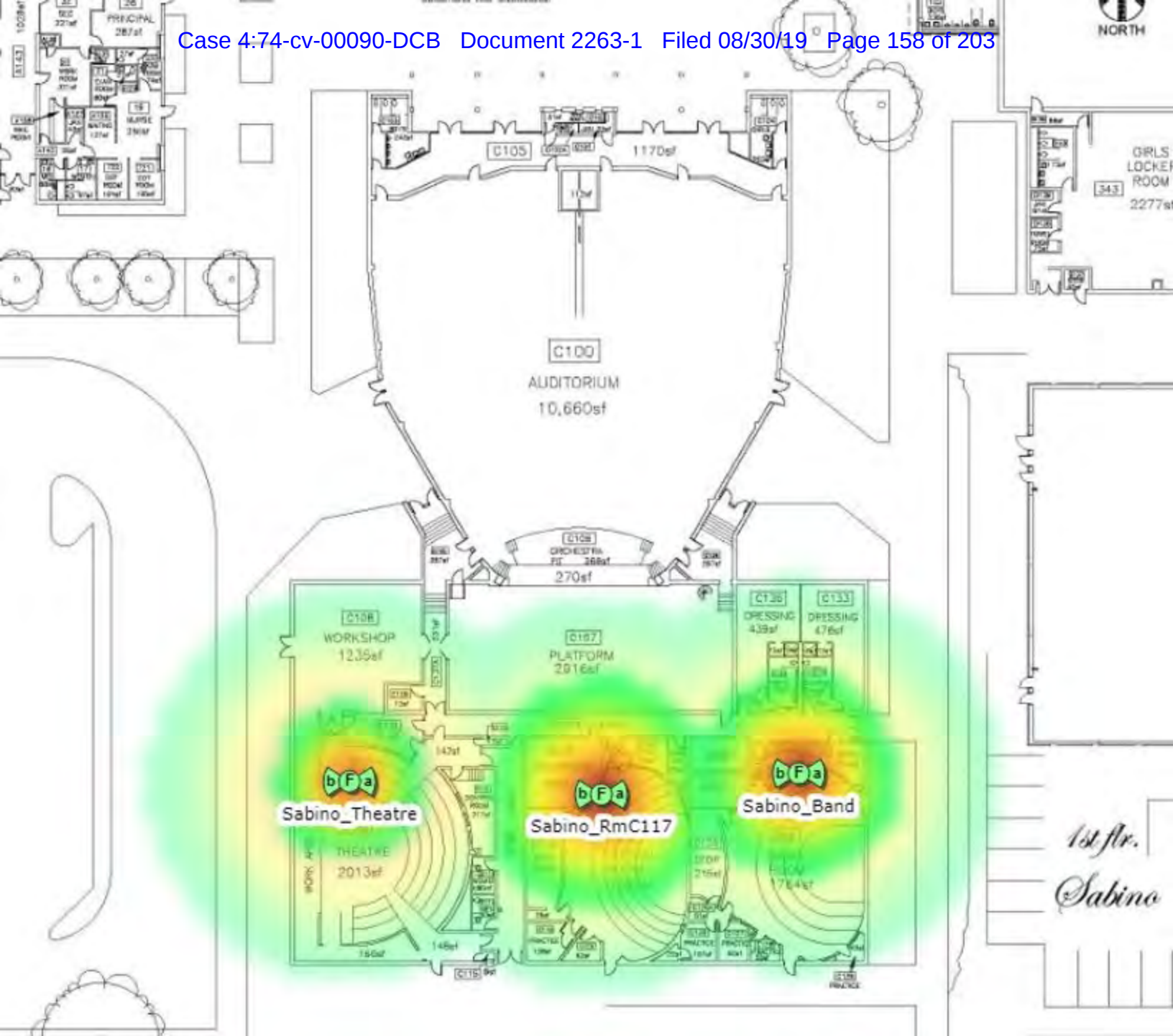
bFa  
Sabino\_RmS102

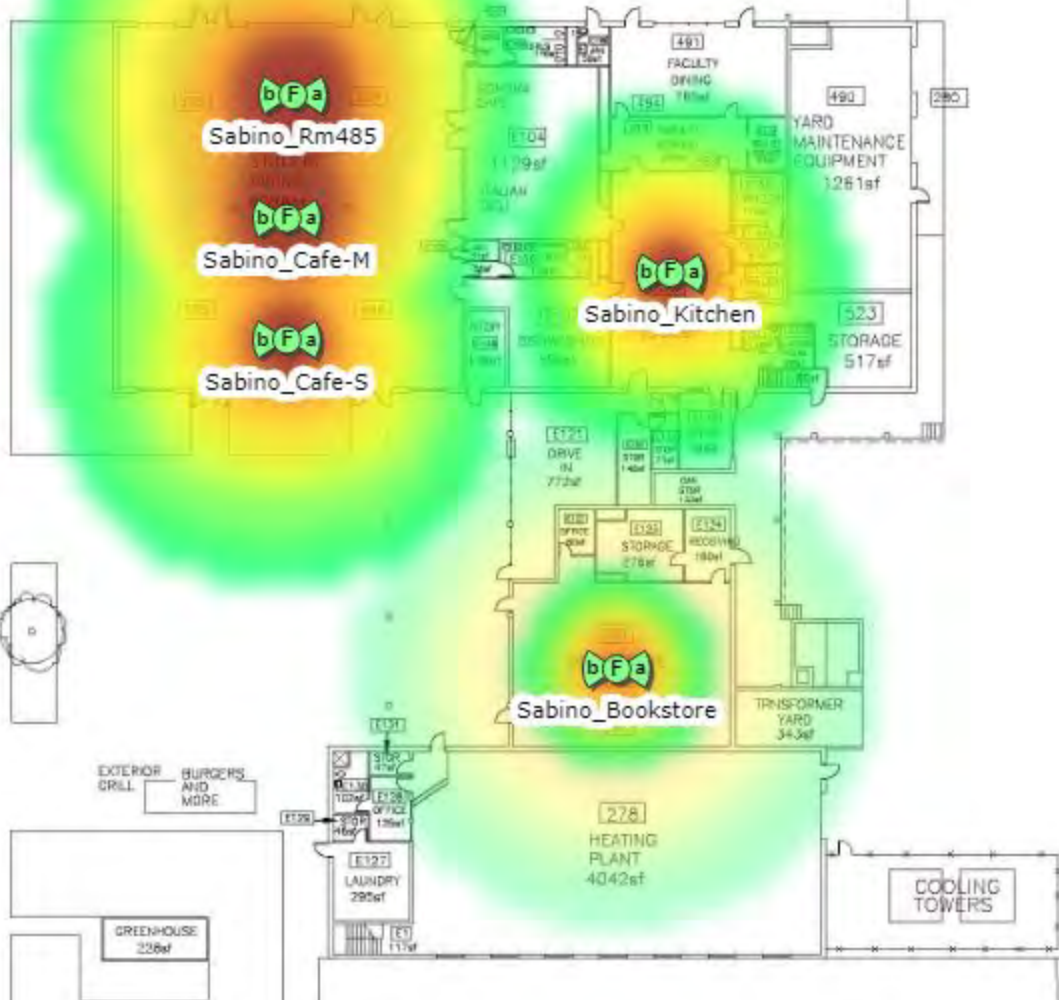
bFa  
Sabino\_RmS101

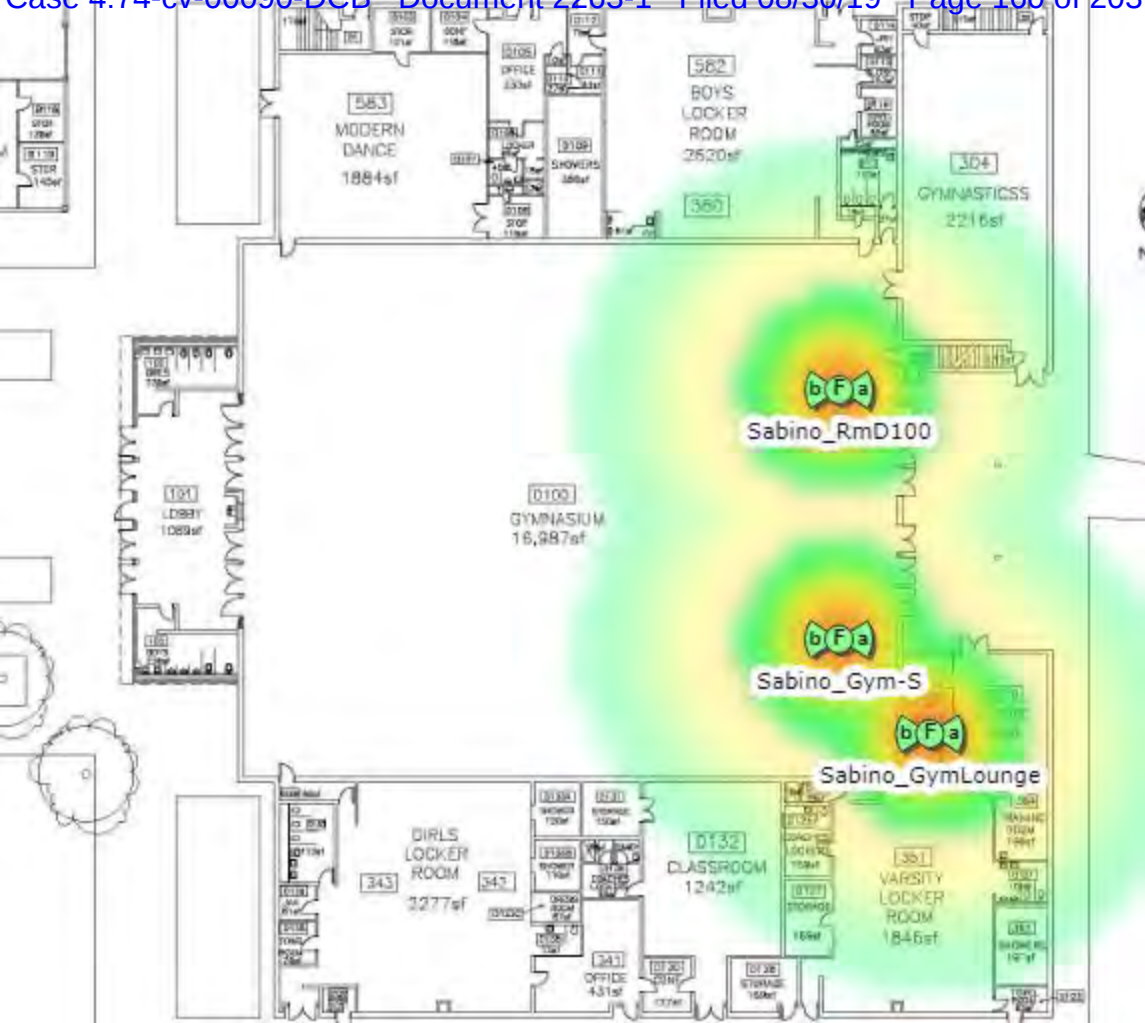
bFa  
Sabino\_RmS100

bFa  
Sabino\_RmS100\_OAP

Sabino 1st flr.dwg  
5000 N. Bowes Rd




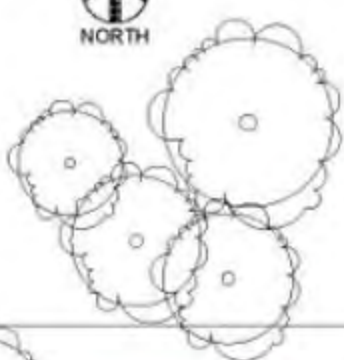






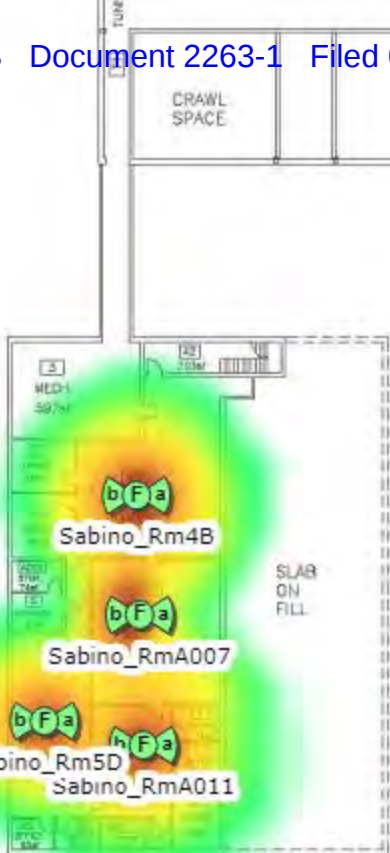


THIS DRAWING IS TO BE USED FOR GENERAL REFERENCE ONLY. DO NOT SCALE DRAWING. FOR DETAILS AND DIMENSIONS, REFER TO CONSTRUCTION DRAWINGS AND SITE VISIT. VERIFY EXISTING CONDITIONS AND DIMENSIONS.

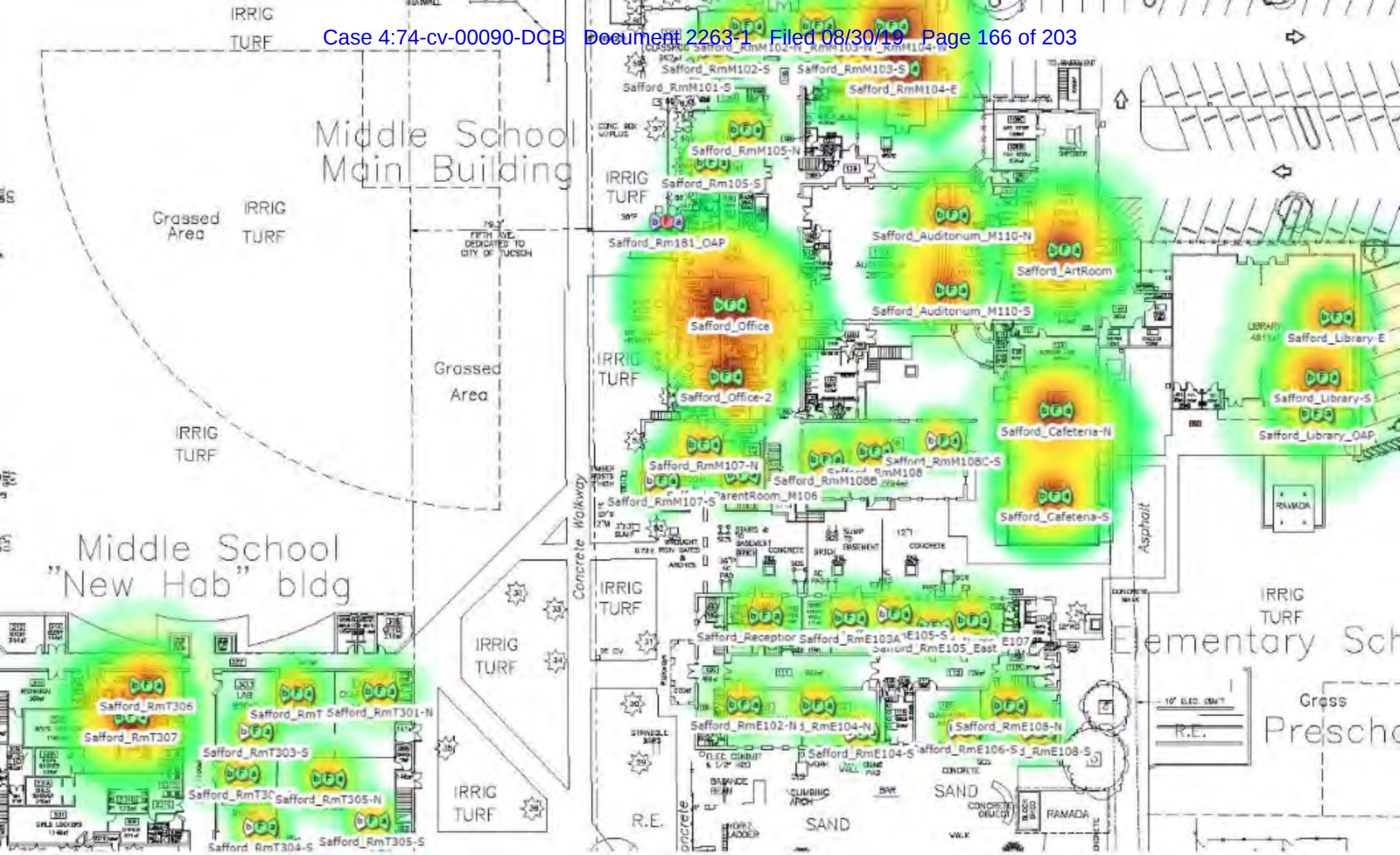


Sabino\_Rn Sabino\_Rm313  
 Sabino\_Rm300  
 Sabino\_Rm302  
 Sabino\_Rm302-2  
 Sabino\_Rm303-2  
 Sabino\_Rm304  
 Sabino\_Rm306-2  
 Sabino\_Rm307  
 Sabino\_Rm308  
 Sabino\_Rm210  
 Sabino\_Rm209 no\_Rm208  
 Sabino\_Rm211-2 no\_Rm210-2  
 Sabino\_Rm200 ino\_Rm201 bino\_Rm Sabino\_Rm203 no\_Rm204  
 Sabino\_Rm206  
 Sabino\_Rm205  
 Sabino\_Rm112  
 Sabino\_Rm109  
 Sabino\_Rm107  
 Sabino\_Rm100  
 Sabino\_Rm101 o\_Rm102 tm Sabino\_Rm103  
 Sabino\_Rm105  
 Sabino\_Rm106





Safford

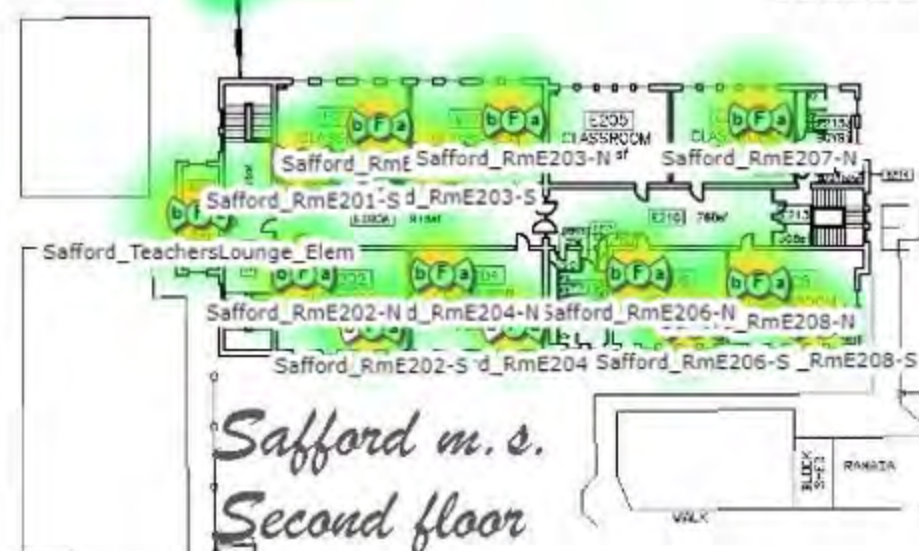
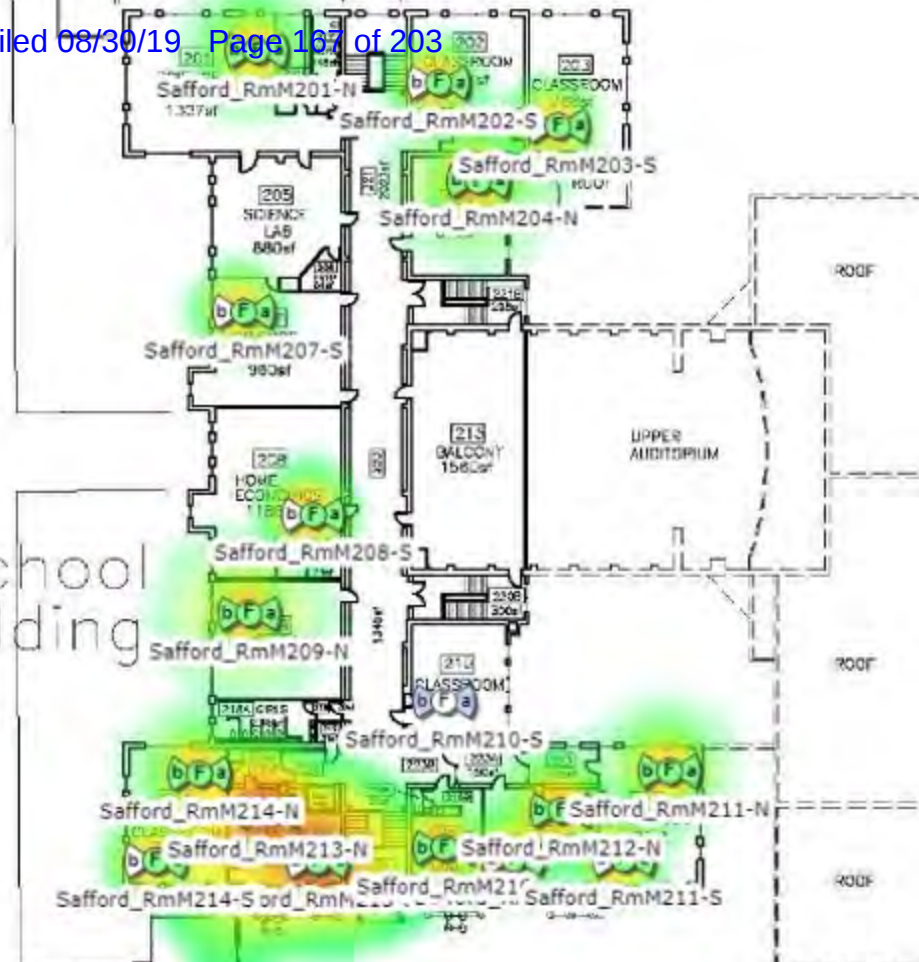
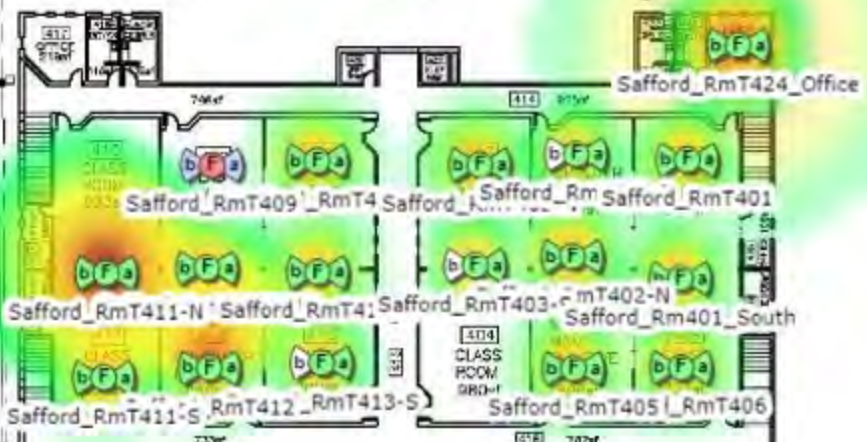




ARIZONA AVENUE


Middle School  
Main Building

Middle School  
New Hab bldg



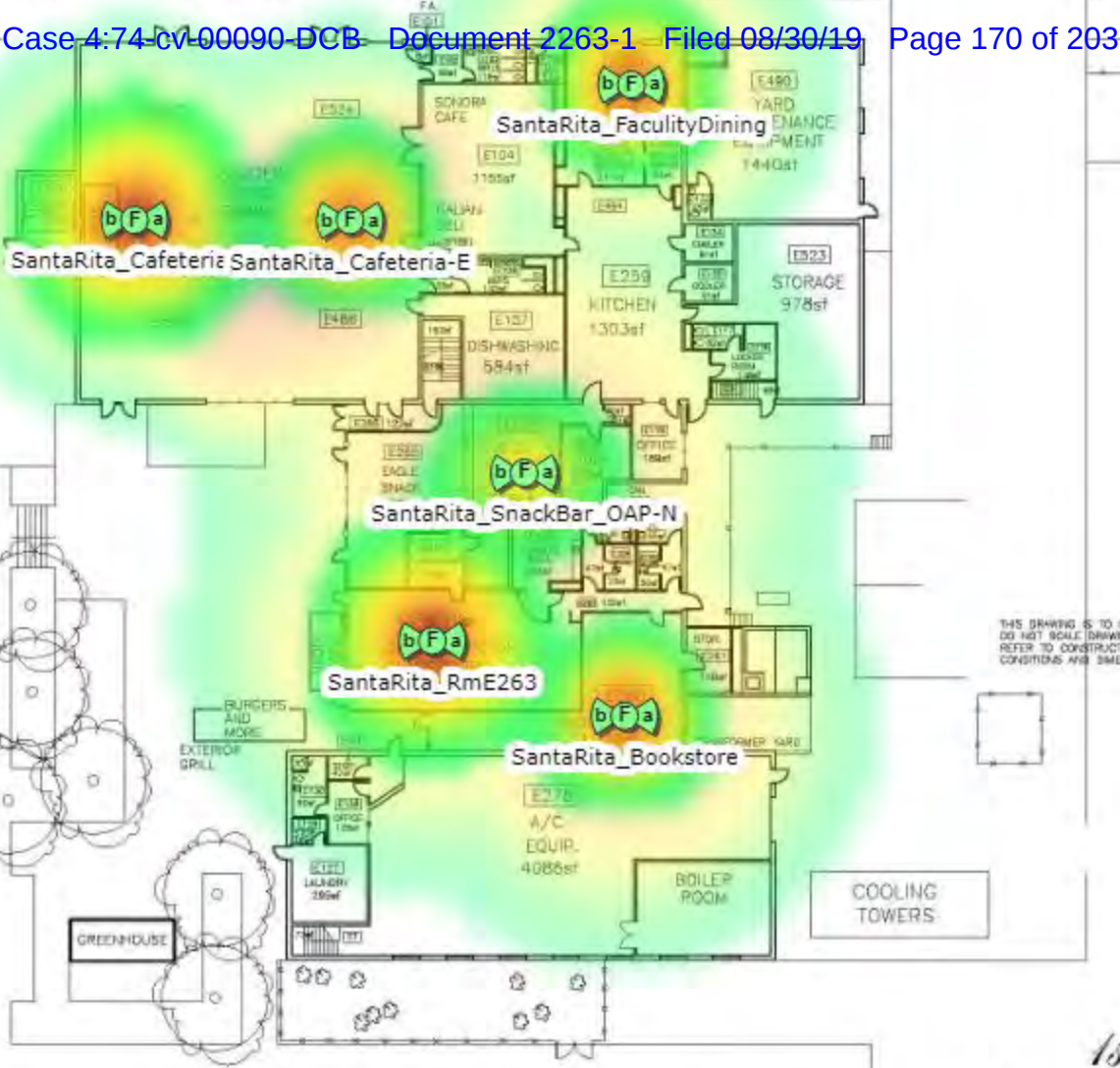
Santa Rita





THIS DRAWING IS TO BE USED FOR GENERAL REFERENCE ONLY.  
NOT SCALE DRAWING. FOR DETAILS AND DIMENSIONS,  
REFER TO CONSTRUCTION DRAWINGS AND SITE SURVEY LOGS.  
USING AND DIMENSIONS.

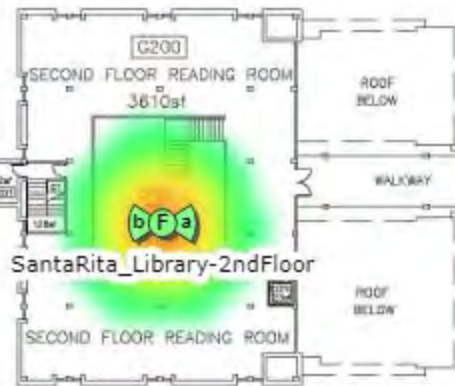
Santa Rita



THIS DRAWING IS TO BE  
DO NOT SCALE DRAWING  
REFER TO CONSTRUCTION  
CONDITIONS AND SCHEDULE







2nd flr. Santa Rita h.s.

THIS DRAWING IS TO BE USED FOR GENERAL REFERENCE ONLY. DO NOT SCALE DRAWING. FOR DETAILS AND DIMENSIONS, REFER TO CONSTRUCTION DRAWINGS AND SITE VERY EXISTING CONDITIONS AND DIMENSIONS.



Tucson



**TUSD**  
ENGINEERING  
ARCHITECTURE  
PLANNING SERVICES  
Building for Children

THSiteX.dwg 400 N. 2nd Avenue  
1st fl. - P.E. annex

Feb 26, 2001 20  
Tucson High Magnet



THIS DRAWING IS TO BE USED FOR GENERAL REFERENCE ONLY.  
DO NOT SCALE DRAWING. FOR DETAILS AND DIMENSIONS,  
REFER TO CONSTRUCTION DRAWINGS AND SEE VARIOUS EXISTING  
CONDITIONS AND DIMENSIONS.

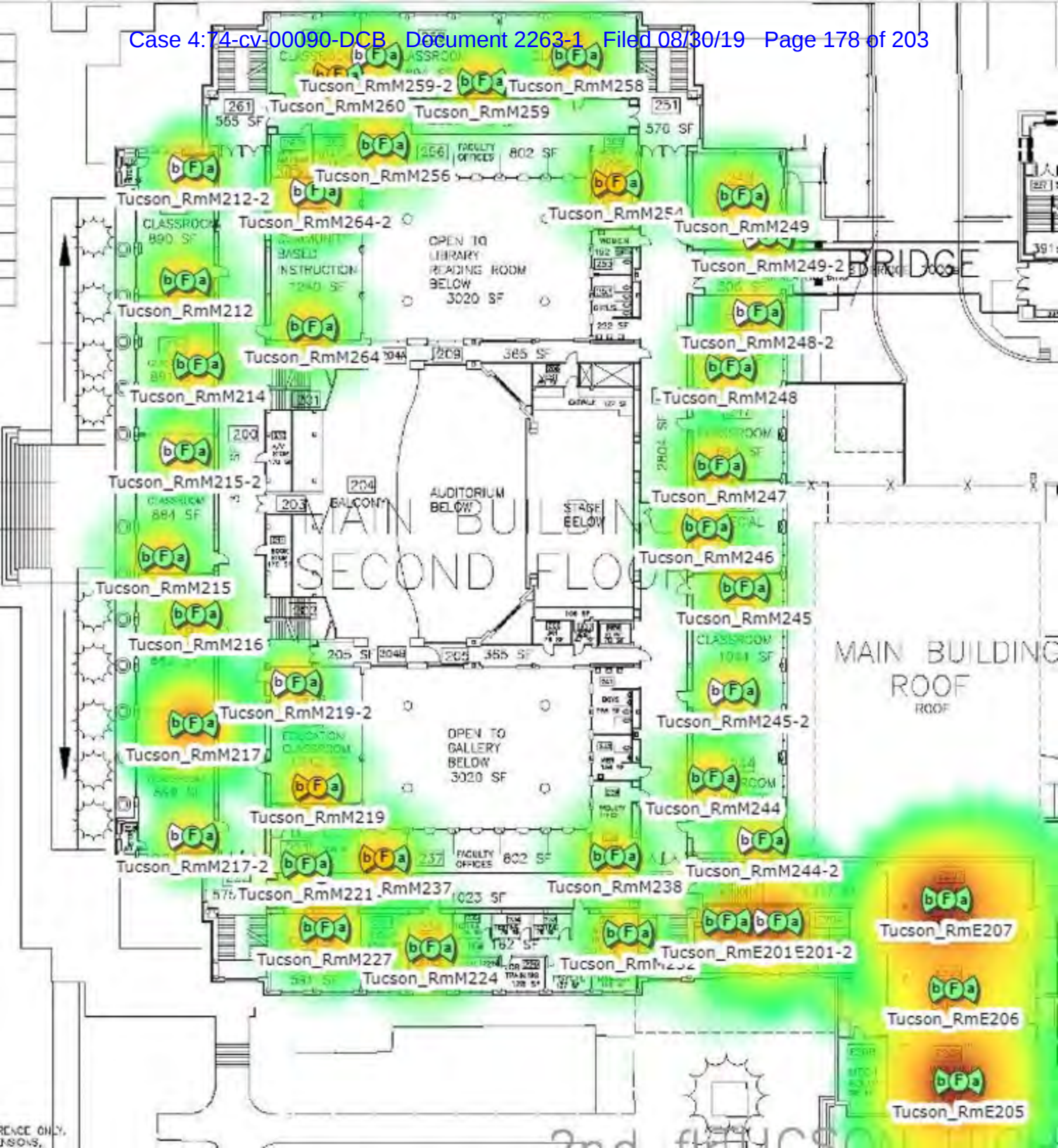
COOLING  
TOWERS



*Tucson High Magnet*



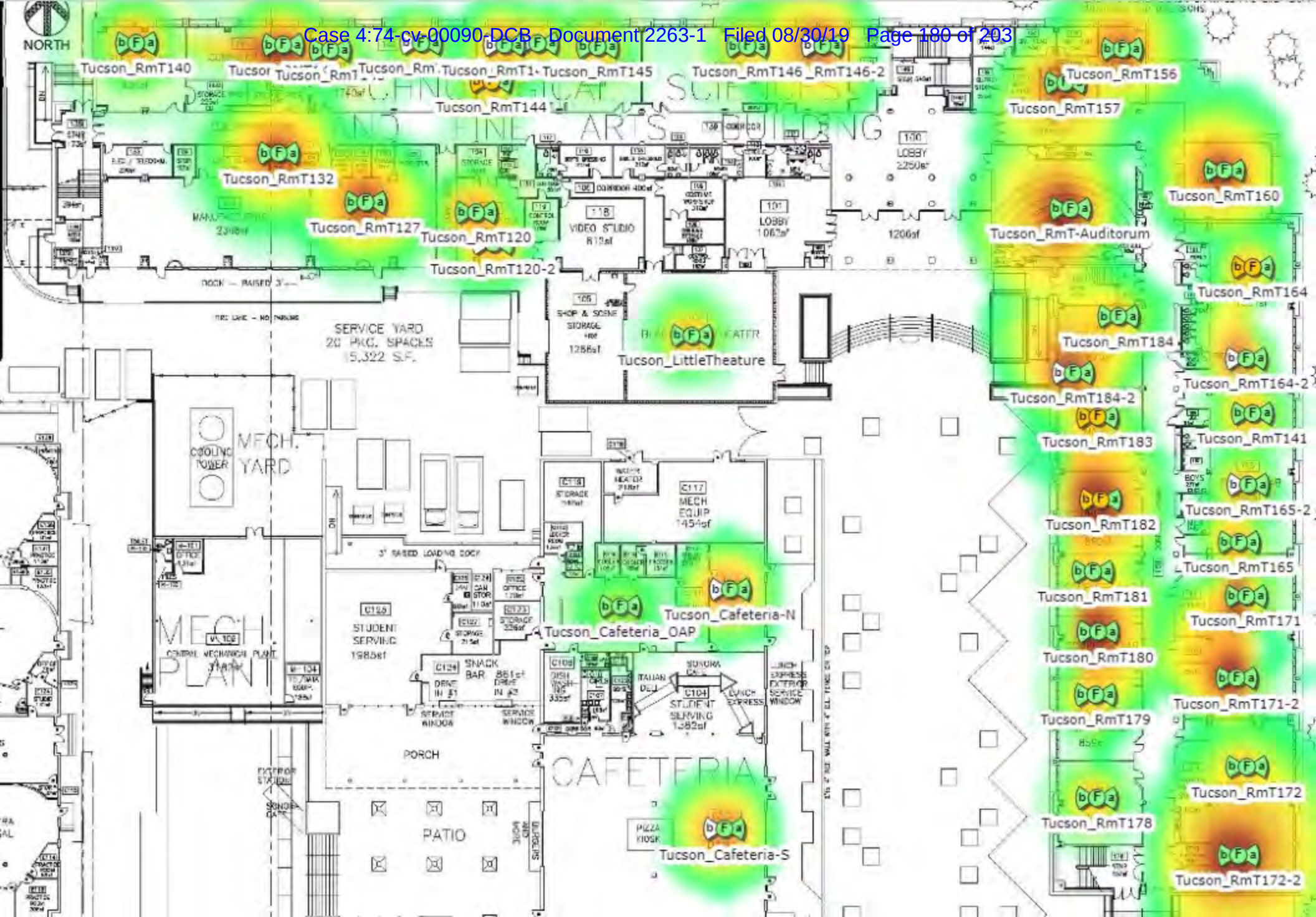








NORTH



Tucson\_RmT140 Tucson\_RmT141 Tucson\_RmT142 Tucson\_RmT143 Tucson\_RmT144 Tucson\_RmT145 Tucson\_RmT146\_RmT146-2 Tucson\_RmT156 Tucson\_RmT157

Tucson\_RmT132

Tucson\_RmT127

Tucson\_RmT120

Tucson\_RmT120-2

VIDEO STUDIO

LOBBY

Tucson\_RmT-Auditorium

Tucson\_RmT160

Tucson\_RmT164

Tucson\_RmT164-2

Tucson\_RmT141

Tucson\_RmT165-2

Tucson\_RmT165

Tucson\_RmT171

Tucson\_RmT171-2

Tucson\_RmT172

Tucson\_RmT172-2

SERVICE YARD  
20 PKG. SPACES  
15,322 S.F.

Tucson\_LittleTheatre

Tucson\_RmT184

Tucson\_RmT184-2

Tucson\_RmT183

Tucson\_RmT182

Tucson\_RmT181

Tucson\_RmT180

Tucson\_RmT179

Tucson\_RmT178

MECH. YARD  
COOLING TOWER

MECH. PLAN  
CENTRAL MECHANICAL PLANT

STUDENT SERVING  
1985sf

Tucson\_Cafeteria\_OAP

Tucson\_Cafeteria-N

CAFETERIA

Tucson\_Cafeteria-S

PATIO

PIZZA KIOSK

8 1/2" x 8 1/2" REEF WALL WITH 8 1/2" x 8 1/2" REEF CLIP



**TUSD**  
2023 © Michael, Tyson, AZ 85718  
ARCHITECTURE  
PLANNING SERVICES  
Guiding for Children

TH 2nd flr. dwg  
1" = 50'  
400 N. Second Ave.  
2nd flr - Science & Fine Arts  
Mar 3, 2001  
Tucson High Magnet



THIS DRAWING IS TO BE USED FOR GENERAL REFERENCE ONLY. DO NOT SCALE DRAWING. FOR DETAILS AND DIMENSIONS, REFER TO CONSTRUCTION DRAWINGS AND SITE VERIFY EXISTING CONDITIONS AND DIMENSIONS.



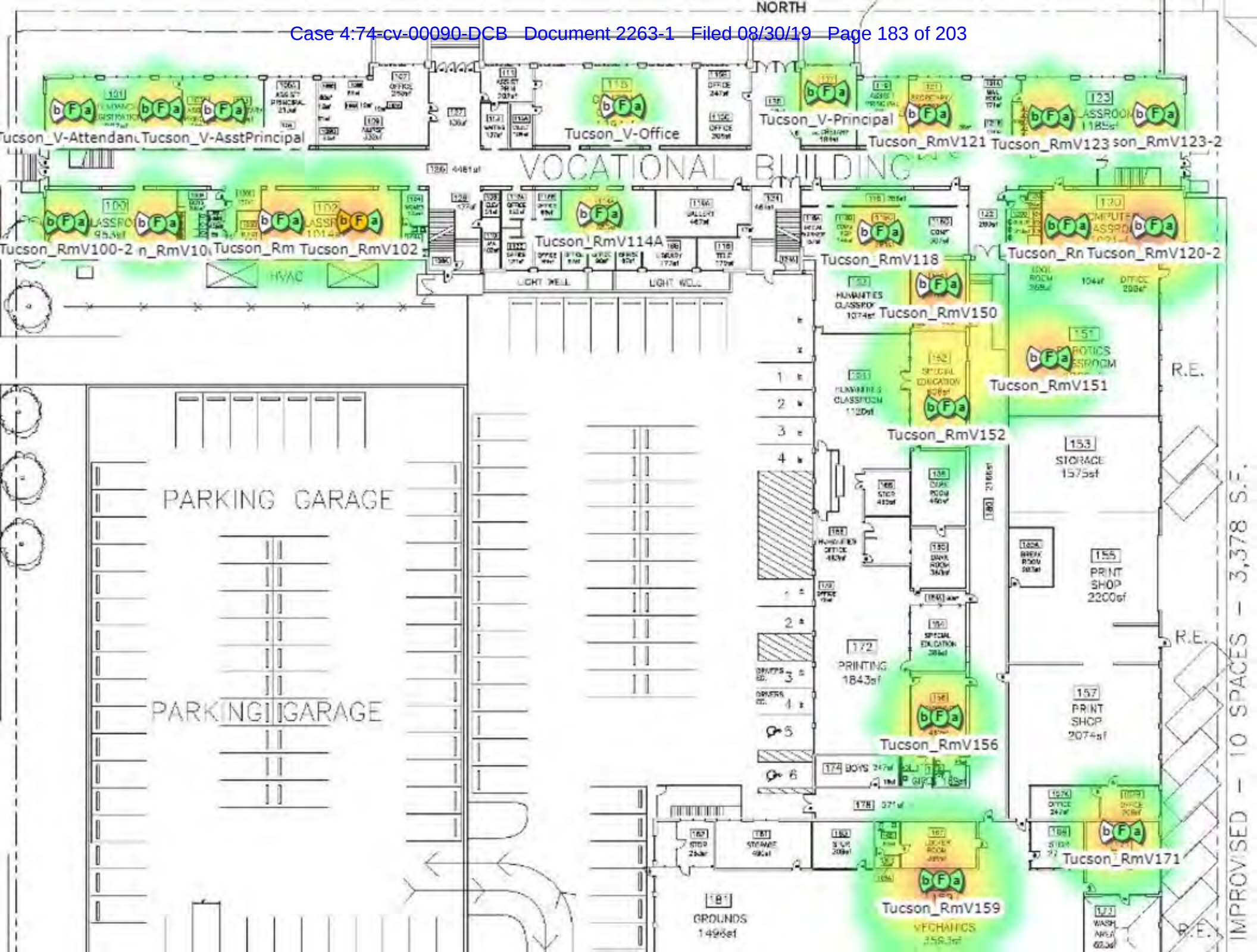
**TUSD**  
 ARCHITECTS  
 ENGINEERS  
 PLANNERS  
 BUILDERS  
 CONSULTANTS

TH 3rd flr.dwg  
 1" = 50'  
 400 N. Second Ave.  
 3rd flr - Science & Fine Arts

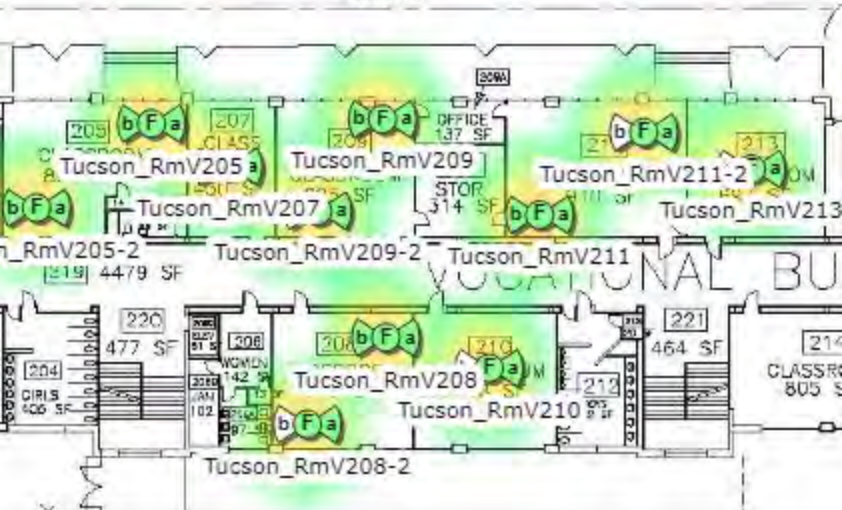
Mar 2, 2001  
 Tucson High Magnet  
 13

THIS DRAWING IS TO BE USED FOR GENERAL REFERENCE ONLY. IT IS NOT TO BE USED FOR CONSTRUCTION. FOR DETAILS AND DIMENSIONS REFER TO CONSTRUCTION DRAWINGS AND SITE VISIT. VERIFY DIMENSIONS AND DIRECTIONS.

3rd flr.  
 TUCSON HIGH MAGNET



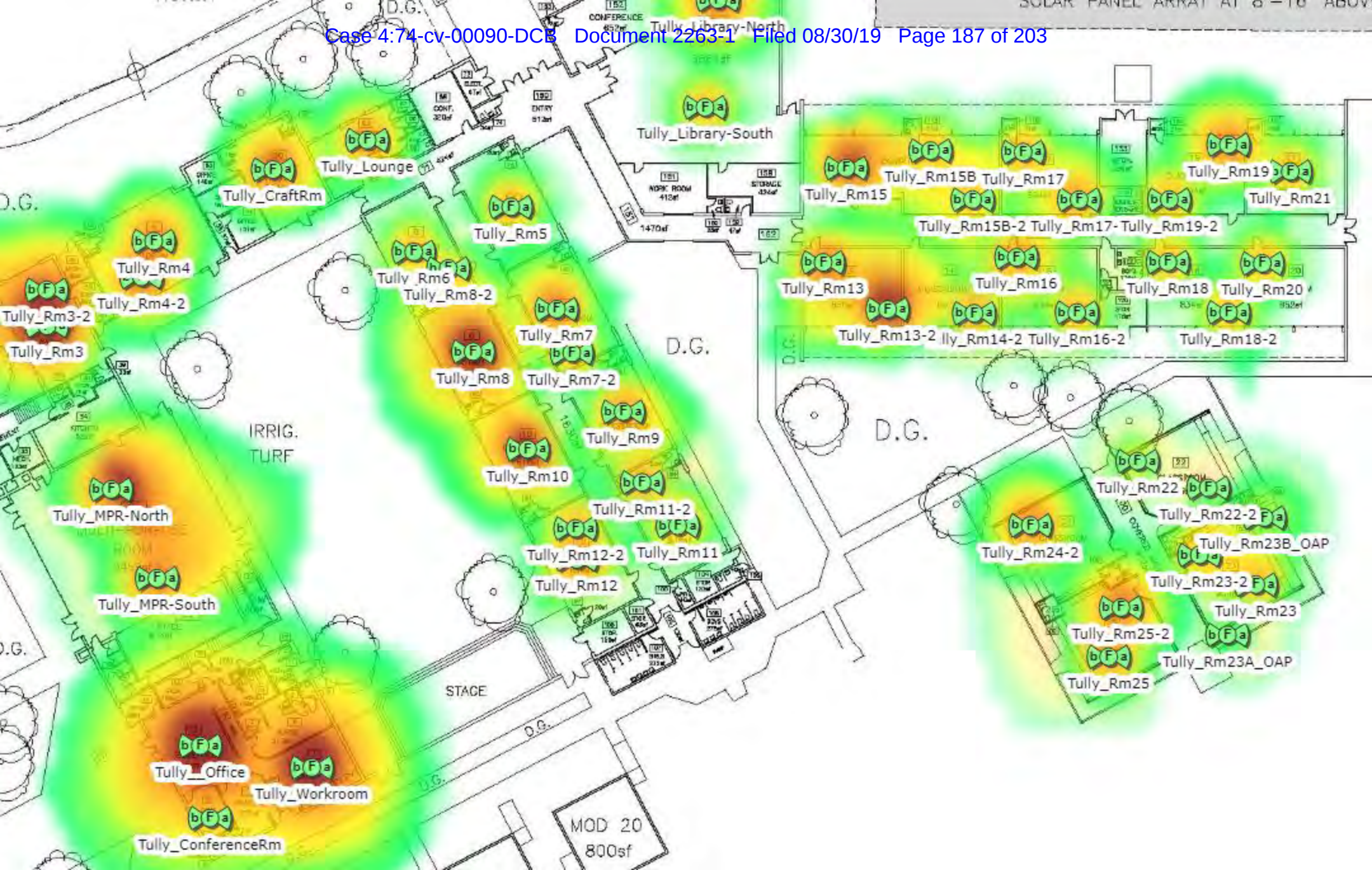
IMPROVED - 10 SPACES - 3,378 S.F.







Tully

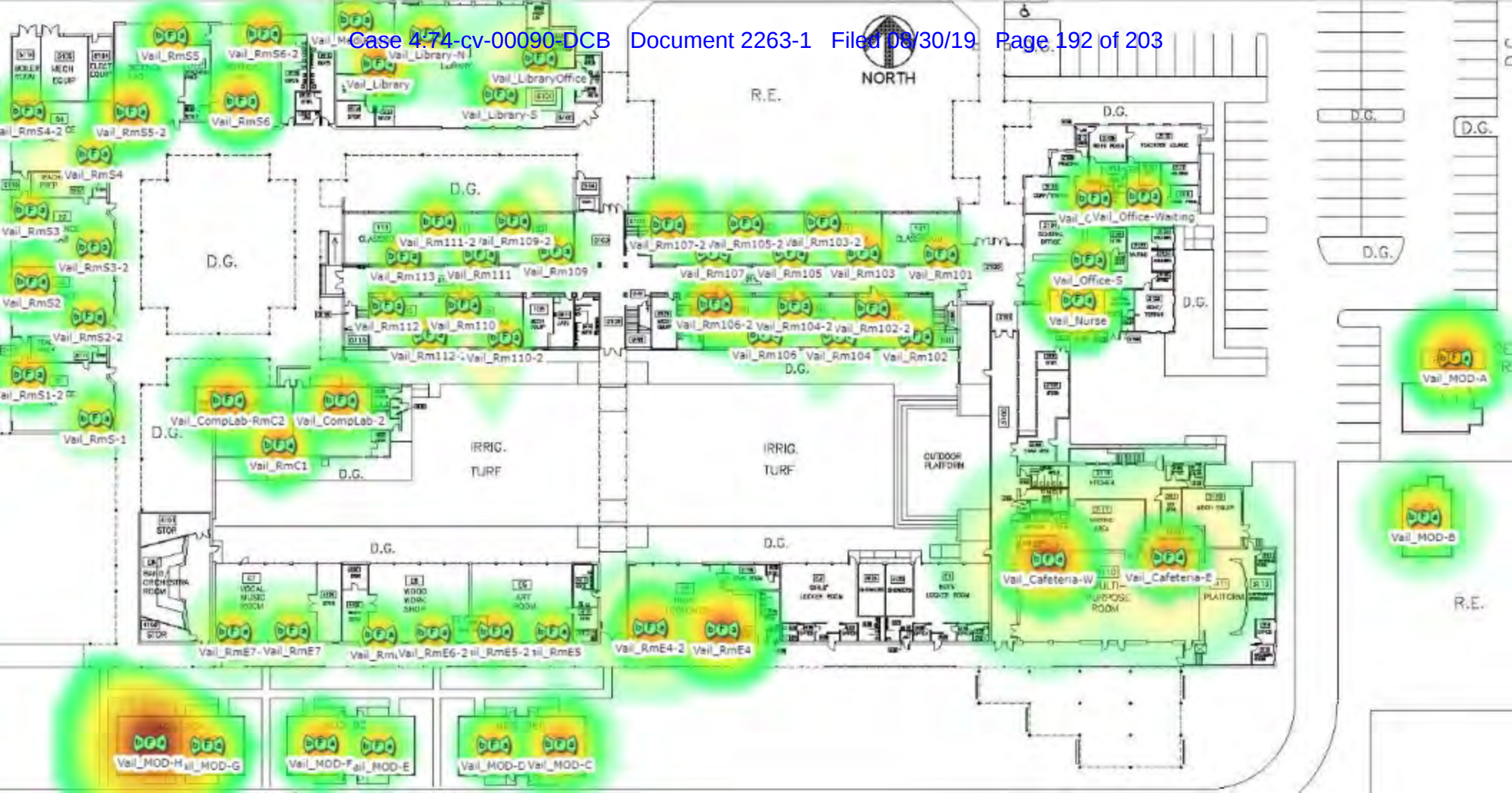


Utterback





Vail



R.E.

D.G.

D.G.

D.G.

D.G.

D.G.

D.G.

D.G.

D.G.

D.G.

IRRIG. TURF

IRRIG. TURF

OUTDOOR PLATFORM

D.G.

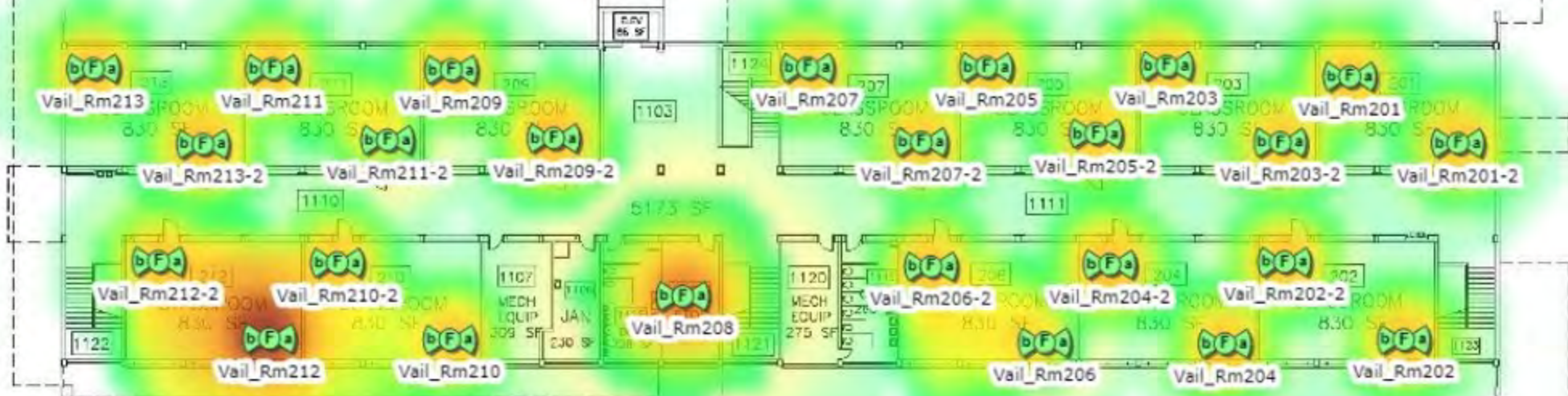
R.E.

Vail\_MOD-H Vail\_MOD-G

Vail\_MOD-F Vail\_MOD-E

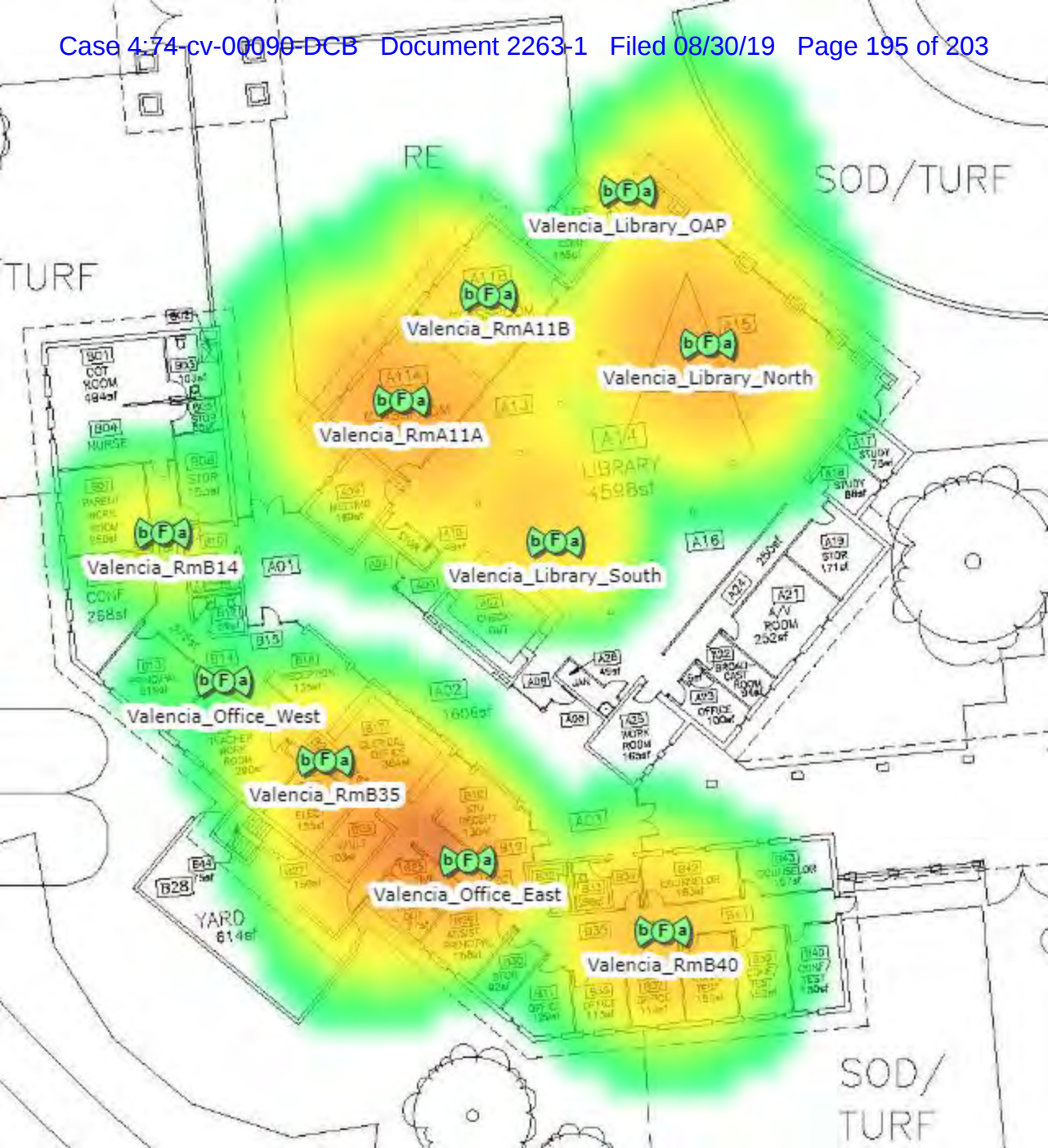
Vail\_MOD-D Vail\_MOD-C

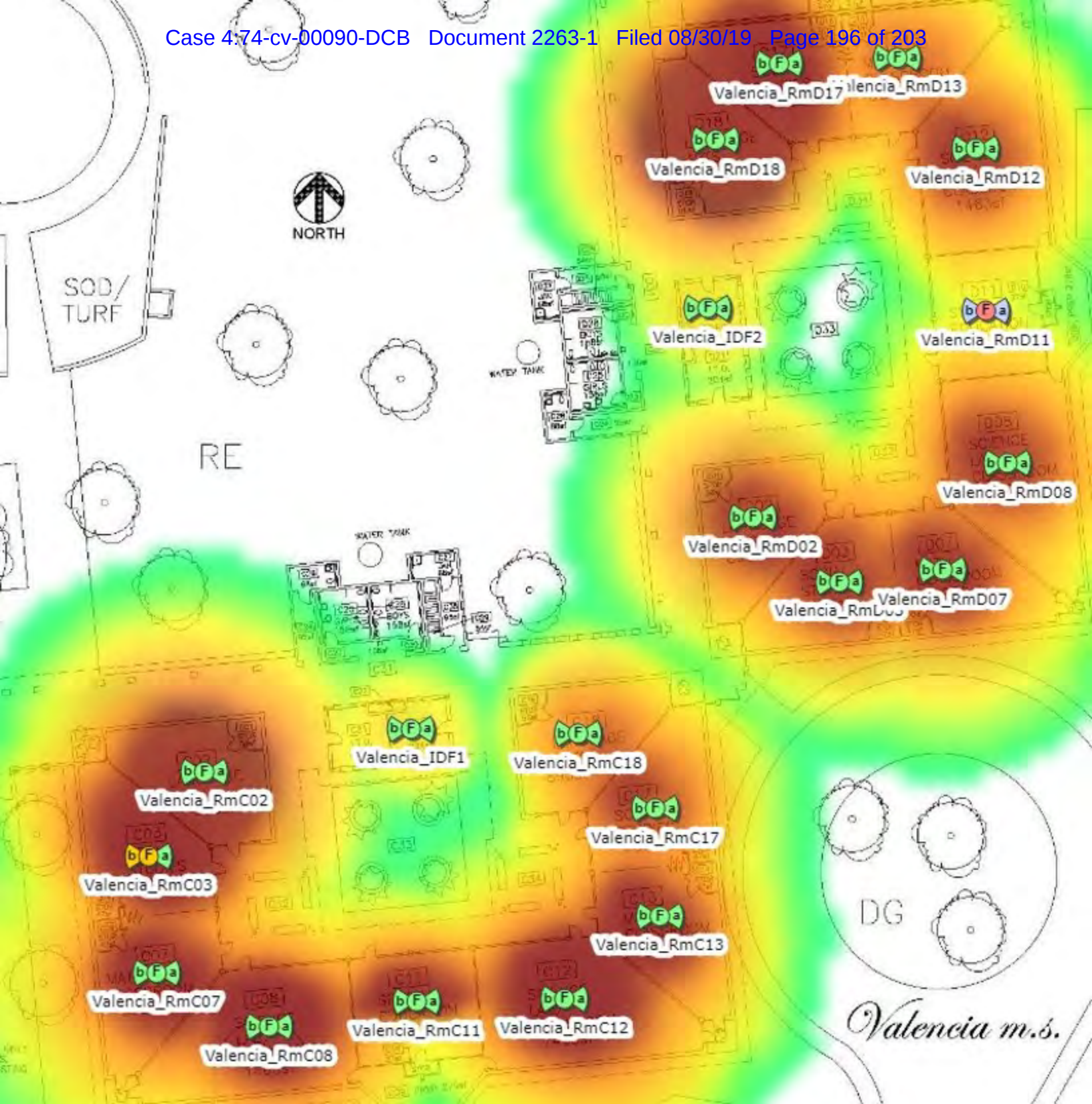


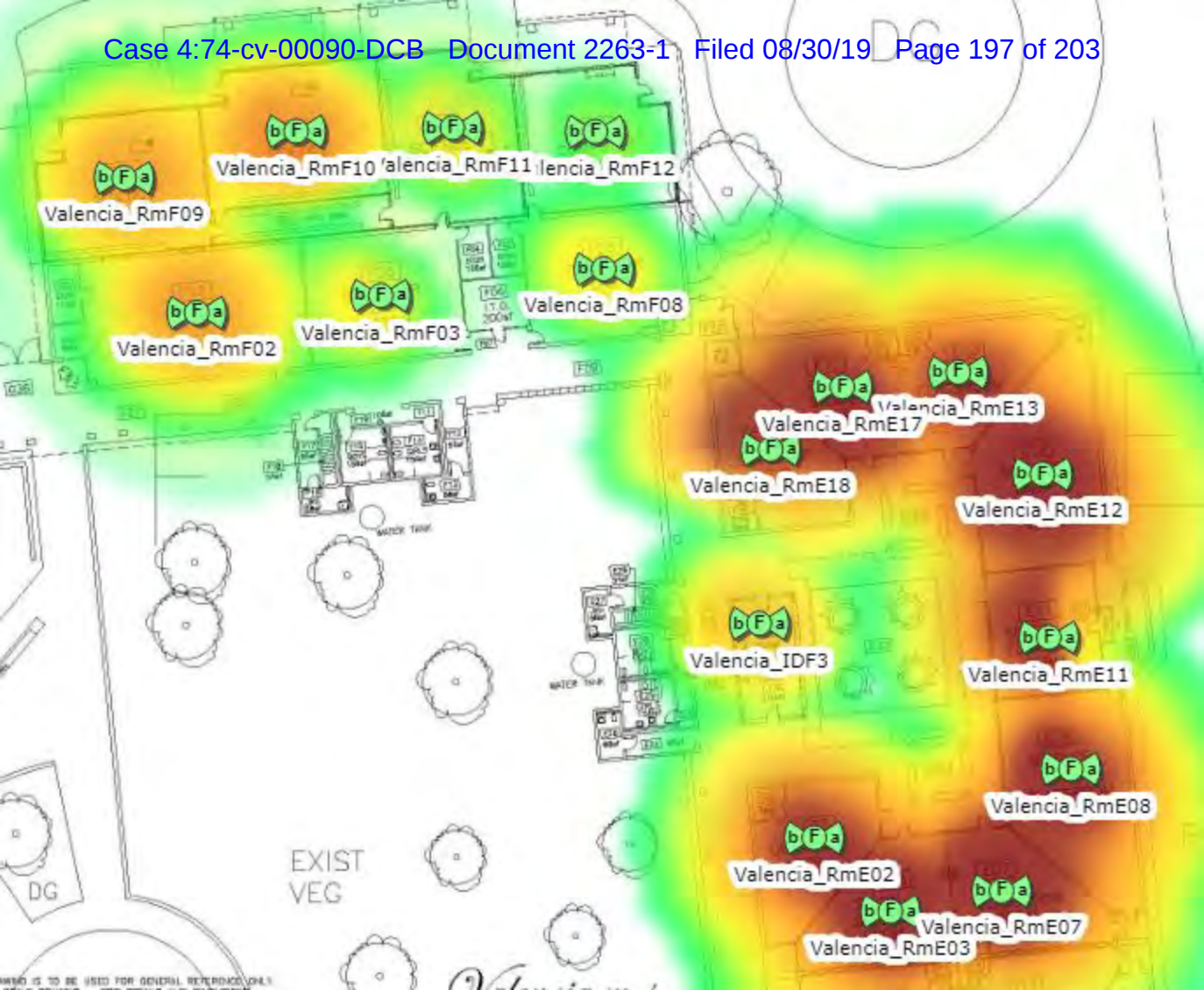


bof

Valencia











RE

DRAINAGE CHANNEL

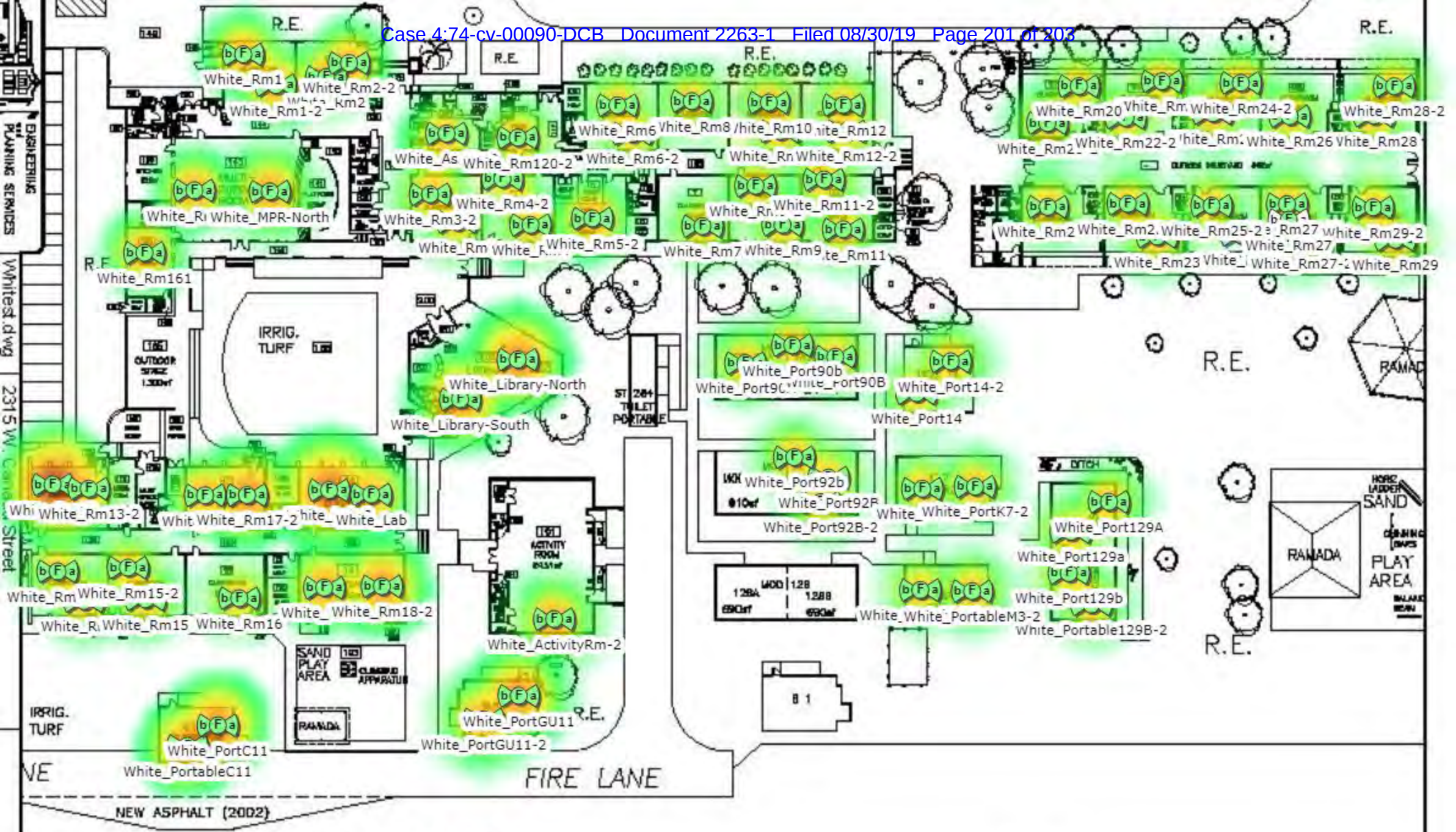


RE



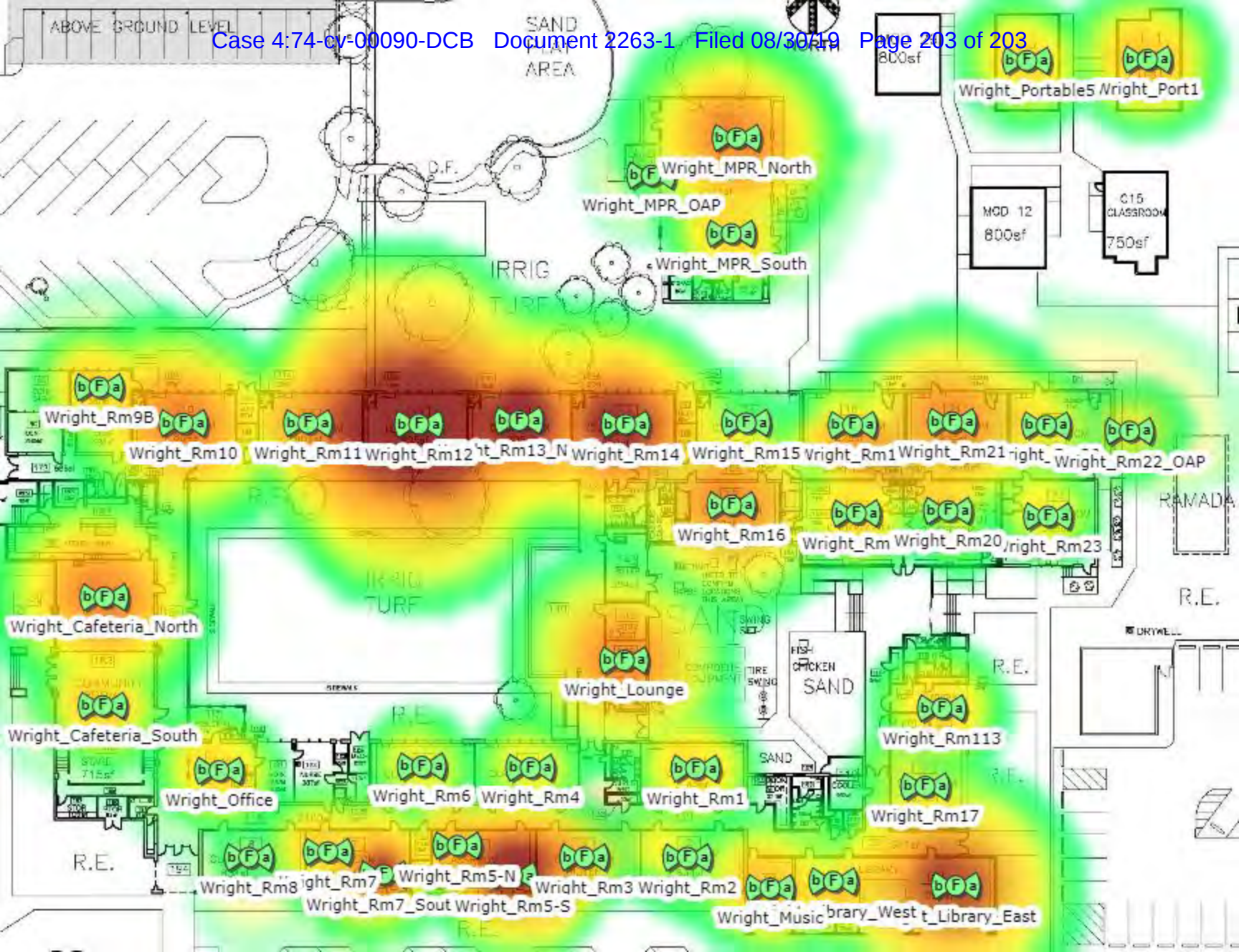
White





THIS DRAWING IS TO BE USED FOR GENERAL REFERENCE ONLY. DO NOT SCALE DRAWING. FOR DETAILS AND DIMENSIONS, SEE THE DRAWING SHEETS.

Wright



ABOVE GROUND LEVEL

SAND PLAZA AREA

800sf

Wright\_Portable5 Wright\_Port1

MCD 12  
800sf

C15 CLASSROOM  
750sf

D.F.

Wright\_MPR\_North

Wright\_MPR\_OAP

Wright\_MPR\_South

IRRIG TURF

Wright\_Rm9B

Wright\_Rm10 Wright\_Rm11 Wright\_Rm12 Wright\_Rm13\_N Wright\_Rm14 Wright\_Rm15 Wright\_Rm16 Wright\_Rm17 Wright\_Rm18 Wright\_Rm19 Wright\_Rm20 Wright\_Rm21 Wright\_Rm22 Wright\_Rm23 Wright\_Rm24 Wright\_Rm25 Wright\_Rm26 Wright\_Rm27 Wright\_Rm28 Wright\_Rm29 Wright\_Rm30 Wright\_Rm31 Wright\_Rm32 Wright\_Rm33 Wright\_Rm34 Wright\_Rm35 Wright\_Rm36 Wright\_Rm37 Wright\_Rm38 Wright\_Rm39 Wright\_Rm40 Wright\_Rm41 Wright\_Rm42 Wright\_Rm43 Wright\_Rm44 Wright\_Rm45 Wright\_Rm46 Wright\_Rm47 Wright\_Rm48 Wright\_Rm49 Wright\_Rm50 Wright\_Rm51 Wright\_Rm52 Wright\_Rm53 Wright\_Rm54 Wright\_Rm55 Wright\_Rm56 Wright\_Rm57 Wright\_Rm58 Wright\_Rm59 Wright\_Rm60 Wright\_Rm61 Wright\_Rm62 Wright\_Rm63 Wright\_Rm64 Wright\_Rm65 Wright\_Rm66 Wright\_Rm67 Wright\_Rm68 Wright\_Rm69 Wright\_Rm70 Wright\_Rm71 Wright\_Rm72 Wright\_Rm73 Wright\_Rm74 Wright\_Rm75 Wright\_Rm76 Wright\_Rm77 Wright\_Rm78 Wright\_Rm79 Wright\_Rm80 Wright\_Rm81 Wright\_Rm82 Wright\_Rm83 Wright\_Rm84 Wright\_Rm85 Wright\_Rm86 Wright\_Rm87 Wright\_Rm88 Wright\_Rm89 Wright\_Rm90 Wright\_Rm91 Wright\_Rm92 Wright\_Rm93 Wright\_Rm94 Wright\_Rm95 Wright\_Rm96 Wright\_Rm97 Wright\_Rm98 Wright\_Rm99 Wright\_Rm100

RAMADA

R.E.

DRYWELL

Wright\_Cafeteria\_North

Wright\_Cafeteria\_South

Wright\_Office

Wright\_Rm6

Wright\_Rm4

Wright\_Rm1

Wright\_Rm113

Wright\_Rm17

R.E.

Wright\_Rm8

Wright\_Rm7

Wright\_Rm5-N

Wright\_Rm3

Wright\_Rm2

Wright\_Rm7\_South

Wright\_Rm5-S

Wright\_Music Library\_West Library\_East